

THE DOSATRON PUMP MUST BE PLUMBED ON THE PRESSURE SIDE OF THE CARRIER PUMP


*****IMPORTANT*****

The Dosatron® manual is provided and is the customers responsibility to read & understands installation, usage and maintenance of the Dosatron® pump.

For questions please call **C&R Supply 800-232-2637**

Injection system for planters

500 DOSINJ210



*****IMPORTANT*****

The Dosatron® manual is provided and is the customers responsibility to read & understands installation, usage and maintenance of the Dosatron® pump.

For questions please call **C&R Supply 800-232-2637**

500 DOSINJ210

BRACKETS & BOLT TO MOUNT TO STAND



500 DOS-STAND-10



IMPORTANT

The Dosatron® manual is provided and is the customers responsibility to read & understands installation, usage and maintenance of the Dosatron® pump.

For questions please call **C&R Supply 800-232-2637**

500 DOSINJ210

****IMPORTANT****



STRAINER BOWL WITH SCREEN & O-RING



INLET & OUTLET FITTINGS & HOSE CLAMPS

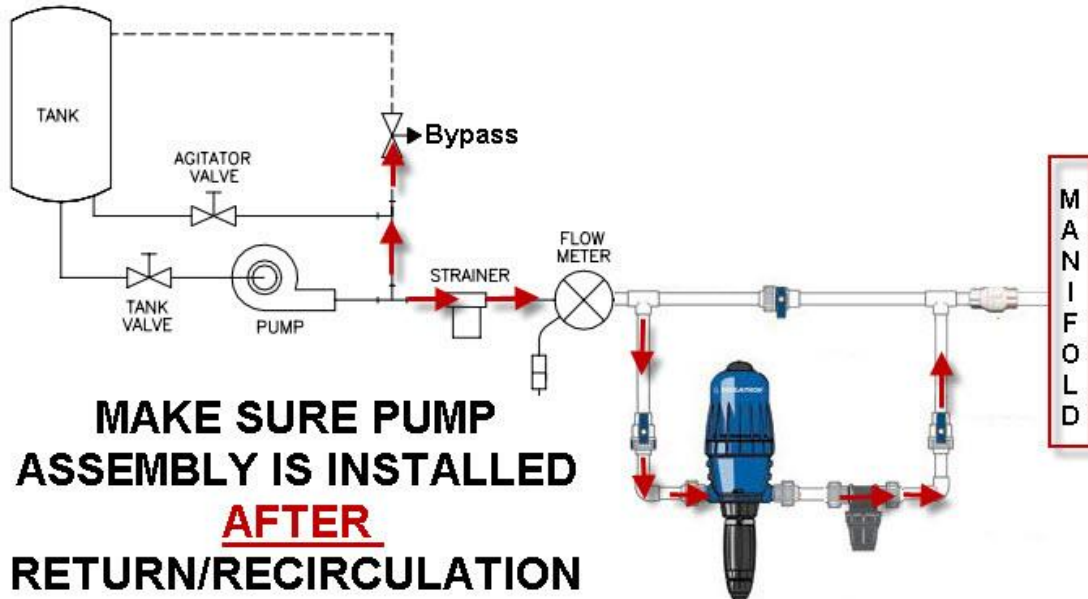


*****IMPORTANT*****

The Dosatron® manual is provided and is the customers responsibility to read & understands installation, usage and maintenance of the Dosatron® pump.

For questions please call **C&R Supply 800-232-2637**

500 DOSINJ210



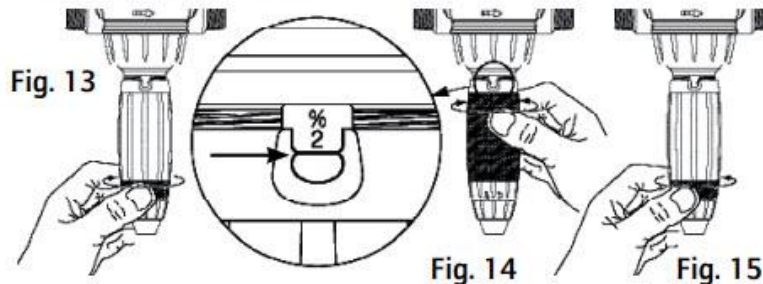
**MAKE SURE PUMP
ASSEMBLY IS INSTALLED
AFTER
RETURN/RECIRCULATION**

ADJUSTING THE INJECTION RATE (with pressure off)

IMPORTANT ! Use no tools.

Adjustment must be made when there is no pressure in the DOSATRON.

- Turn off the water supply and allow the pressure to drop to zero.
- Unscrew the blocking ring (Fig. 13).
- Screw or unscrew the adjusting nut in order to line up the 2 peaks of the eyelet with the desired ratio on the scale (Fig. 14).
- Tighten the blocking ring (Fig. 15).



! IMPORTANT !

**Agitate for 5 mins before use.
Pump must stay running
during operation.**

*****IMPORTANT*****

The Dosatron® manual is provided and is the customers responsibility to read & understands installation, usage and maintenance of the Dosatron® pump.

For questions please call **C&R Supply 800-232-2637**



Injection system for planters

500 DOSINJ210



LIQ FERT GPA	OZ OF LIQ FERT	Xanthion™ In-Furrow Fungicide			
		3.6	4.8	6	7.2
2	256	1.41%	1.88%	-	-
3	384	0.94%	1.25%	1.56%	1.88%
4	512	0.70%	0.94%	1.17%	1.41%
5	640	0.56%	0.75%	0.94%	1.13%
6	768	0.47%	0.63%	0.78%	0.94%
7	896	0.40%	0.54%	0.67%	0.80%

LIQ FERT FERT	OZ OF LIQ FERT	Headline™ Fungicide		
		4	5	6
2	256	1.56%	1.95%	
3	384	1.04%	1.30%	1.56%
4	512	0.78%	0.98%	1.17%
5	640	0.63%	0.78%	0.94%
6	768	0.52%	0.65%	0.78%
7	896	0.45%	0.56%	0.67%

*****IMPORTANT*****

The Dosatron® manual is provided and is the customers responsibility to read & understands installation, usage and maintenance of the Dosatron® pump.

For questions please call **C&R Supply 800-232-2637**



Injection system for planters



500 DOSINJ210

C & R Supply, Inc assumes no liability or responsibility of any damage or failure of customer's equipment as the result of mounting and/or installation of the Dosatron® Pump.

C & R Supply, Inc assumes no liability or responsibility for crop damage, yield performance, or other related crop performance as the result of the use of C & R Supply, Inc products.

C & R Supply, Inc assumes no liability or responsibility for loss of contents, environmental damage, clean up services as the result of a failure from using a C & R Supply, Inc product.

C & R Supply, Inc assumes no liability or responsibility for damages or failures caused by normal wear and tear, misuse, abuse, neglect, accident, or improper installation and maintenance.

C& R Supply, Inc assumes no liability or responsibility for damage to or loss of content to any associated equipment or products and will not be liable for loss of profit or other special damage.

IMPORTANT

The Dosatron® manual is provided and is the customers responsibility to read & understands installation, usage and maintenance of the Dosatron® pump.

For questions please call **C&R Supply 800-232-2637**