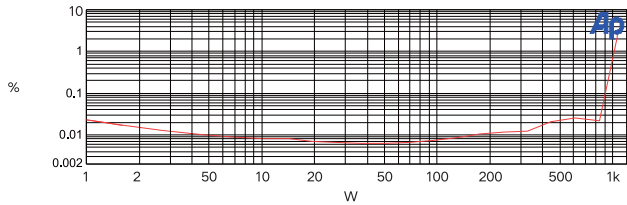


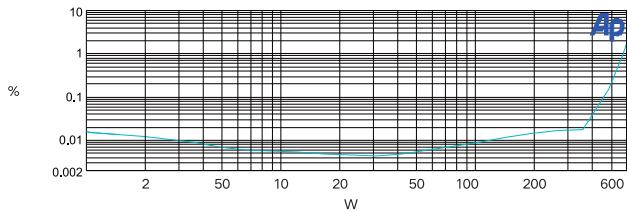
Sweep	Trace	Color	Line Style	Thick	Data	Axis	Comment
1	1	Yellow	Solid	1	Anlr.Phase	Left	
2	1	Red	Solid	1	Anlr.Phase	Left	
3	1	Magenta	Solid	1	Anlr.Phase	Left	

Phase response: 4 Ohm (Magenta), 8 Ohm (Yellow) and open load (RED).



Sweep	Trace	Color	Line Style	Thick	Data	Axis	Comment
1	1	Red	Solid	1	Anlr.THd+N Ratio	Left	

THD + Nvs Po 100 Hz @ 4 Ohm (Red)



Sweep	Trace	Color	Line Style	Thick	Data	Axis	Comment
1	1	Cyan	Solid	1	Anlr.THd+N Ratio	Left	

THD + Nvs Po 100 Hz @ 8 Ohm (Cyan)

Notes:

PROFESSIONAL POWER AMPLIFIER



9. Dimension

Dimension: 18.9 * 6.5 * 1.8 inch

Sound Town Inc. accepts no liability for any loss which may be suffered by any person who relies either wholly or in part upon any description, photograph, or statement contained herein. Technical specifications, appearances and other information are subject to change without notice.

For the applicable warranty terms and conditions, including additional information regarding Sound Town's limited warranty, please see details online at:

<https://www.soundtown.com/pages/return-warranty>

1. Important Safety Instructions

To reduce the risk of electric shock, do not remove the top cover or the rear section. No user serviceable parts inside. Refer servicing to qualified personnel. Do not expose the appliance to rain or moisture. The amplifier shall not be exposed to dripping or splashing liquid and objects filled with liquid, (such as vases) shall not be placed on top of the amplifier.

- Read these instructions.
- Keep these instructions.
- Heed all warnings.
- Follow all instructions.
- Do not use this apparatus near water.
- Clean only with dry cloth.
- Do not block any ventilation openings. Install in accordance with the manufacturer's instructions.
- Do not install near any heat sources such as radiators, heat registers, stoves, or other apparatus (including amplifiers) that produce heat.
- Do not defeat the safety purpose of the polarized or grounding-type plug. A polarized plug has two blades with one wider than the other. A grounding-type plug has two blades and a third grounding prong. The wide blade or the third prong are provided for your safety. If the provided plug does not fit into your outlet, consult an electrician for replacement of the obsolete outlet.
- Protect the power cord from being walked on or pinched particularly at plugs, convenience receptacles, and the point where they exit from the apparatus.

2. Certification Notice

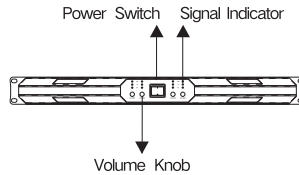
We declare our devices are compliant with the following standards and 2004/108/EC (Electromagnetic Compatibility) directives.

- EN55103-1, EN55103-2, EN61000-3-2, EN61000-3-3 AND E4, E5 ELECTROMAGNETIC
- 2006/95/EC LOW VOLTAGE DIRECTIVES EN 60065 ENVIRONMENT DIRECTIVE
- 2004/108/EC ELECTROMAGNETIC COMPABILITY DIRECTIVE FCC ELECTROMAGNETIC RADIATION DIRECTIVE 15.109

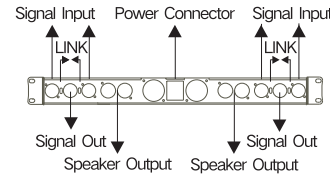
- IEC CISPR Pub.22 ed 6.0 (2008-09) CHAPTER7.1.1,PART15.107
- IEC CISPR Pub.22 ed 6.0 (2008-09) CLASS B

3. Front/Rear Panel Function Diagram

Front Panel :



Rear Panel:



4. Product Briefing

UPDM (Unipolar Pulse Density Modulation) amplifier is the latest generation power amplifier with an ultra-low power consumption scheme.
 Output power: 950W*4/8 ohm, 1700W*4/4 ohm.
 Durable 1 RU chassis rack mountable.

5. Product Highlights

- 100-240V AC power supply
- Ground and signal source noise reduction
- Direct energy amplifying
- Constant zero distortion power control
- Dual reactor phase shift control
- Dynamic energy recycling
- Soft protection of overheat and clip

6. Specifications

Power	1700W*4/4 Ohm 950W*4/8 Ohm
THD	<0.005%
S/N Ratio (AMP)	112dB (A-weighting)
Frequency Response	20 Hz - 20 kHz +/-0.25dB
Damping Factor	>1000
Slew Rate	50V/us
Input Impedance	30KΩ Balanced
Input Sensitivity	0.775V

DC Remain	<5mV
Operation Voltage	100 V - 240 V±10%, 50/60 Hz
Power Factor	>0.95 @ >500 W
Max Output Voltage/Current	100V Peak/ 50A Peak

7. Protection Function

■ Overload Protection

This amplifier has output overload protection. Output current will be limited when it exceeds the maximum value. When a channel of the amplifier output current exceeds the allowed maximum value (for example, short circuit), the amplifier will be disabled (muted) for 1000ms. The amplifier will restart after the short circuit comes back to normal.

■ Input Voltage Protection

When the input voltage is higher than the maximum limit or lower than the minimum limit, the PSU (Power Supply Unit) will enter protection mode and cut off the power supply.

Caution: when input voltage exceeds 240V AC for a long period of time, it may damage the PSU of the amplifier.

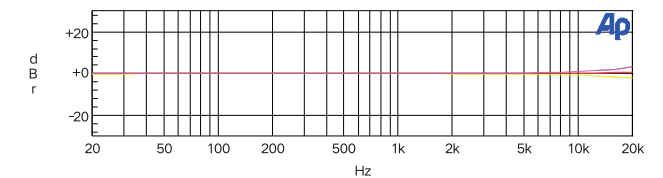
■ Temperature Protection

The amplifier comes with complete temperature detection, and monitors both the PSU and amplifier simultaneously. Output power will be limited when the temperature of the heatsink is higher than the maximum limit. The output will be cut off when the temperature is higher than the protection value. The amplifier will restart when the temperature returns to normal.

8. Typical Test Curve

Audio Precision

01/01/03 01:43:13



Sweep	Trace	Color	Line Style	Thick	Data	Axis	Comment
1	1	Yellow	Solid	1	Ank.Level A	Left	
2	1	Red	Solid	1	Ank.Level A	Left	
3	1	Magenta	Solid	1	Ank.Level A	Left	

Frequency response: 4 Ohm (Yellow) , 8 Ohm (Red) and open load (Magenta).