



SOUND TOWN INC.
Add.: 376 Lemon creek Dr., Suite C, Walnut, CA 91789, USA
Tel: +1 323-618-0688
Email: support@soundtown.com
www.soundtown.com



CARME SPK
INSTALLATION

CARME SERIES



CARME-105B



CARME-105W



CARME-105TB

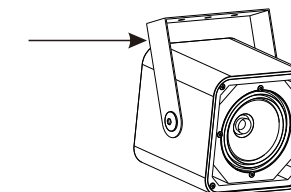
BUILT-IN TRANSFORMER
W/ 70V/100V/ LOW IMP. CHOICE



FEATURES

- * Ultra compact 5" coaxial passive full range speaker cube.
- * 5" LF, 1" HF coaxial design, point source to improve radiation output.
- * High grade plywood with quality texture coating available in black and white.
- * Installation U bracket included in package.
- * Used in small meeting room, multi-function hall, lounge bar, school, church, restaurant and broadcasting media etc.

ACCESSORIES

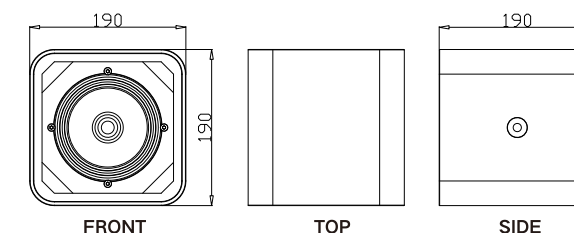
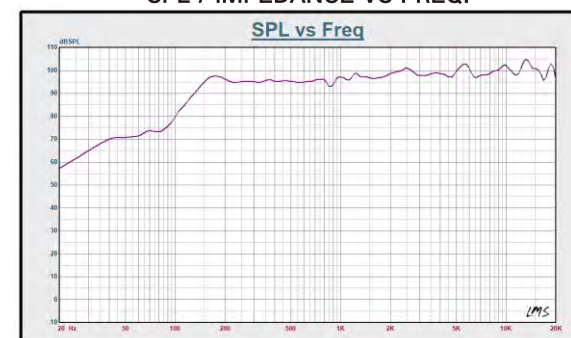


U Bracket
Package included

SPECIFICATIONS

	CARME-105B/105W	CARME-105TB
MODEL:	CARME-105B/105W	CARME-105TB
SYSTEM DATA:		
FREQUENCY RESPONSE:	95 Hz - 18kHz	95 Hz - 18kHz
SENSITIVITY:	98 db	98 db
SPL MAX:	125 db	125 db
DISPERSION:	120° conical	120° conical
LOUDSPEAKER DATA:		
CONFIGURATION:	5" ultra compact coaxial cubes	5" ultra compact coaxial cubes
TRANSDUCER:	LF: 1 x 5", HF: 1 x 1" diaphragm coaxial	LF: 1 x 5", HF: 1 x 1" diaphragm coaxial
IMPEDANCE:	8Ω Nominal	8Ω Nominal
POWER HANDLING:	100W / 200W	8 ohm: 100W; 70V: 60/30/15/7.5W; 100V: 60/30/15W
CONNECTORS:	2 x 4 Pin Speakon®	4 Pin Euroblock
PHYSICAL:		
CABINET CONSTRUCTION:	High grade 100% birch plywood	High grade 100% birch plywood
MOUNTING:	U bracket	U bracket
FINISH:	Texture coating (RAL colors available)	Texture coating (RAL colors available)
GRILL AND RIGGING COMPONENT:	Steel with anti-corrosion coat	Steel with anti-corrosion coat
DIMENSIONS (MM / INCH):	190 W - 190 D - 190 H / 7.5 W - 7.5 D - 7.5 H	190 W - 190 D - 190 H / 7.5 W - 7.5 D - 7.5 H
WEIGHT:	3.5 kg / 7.7 lbs	4 kg / 8.8 lbs

SPL / IMPEDANCE VS FREQ.



CARME-U108B
PASSIVE

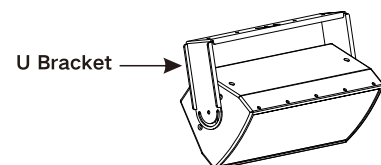
CARME-U108W
PASSIVE



FEATURES

- * Single 8" passive full range speaker.
- * 8" LF with 2" voice coil, 1.4" titanium compression driver.
- * High grade plywood with quality texture coating available in black and white.
- * U bracket included for installation.
- * Used in meeting room, multi-function hall, bar, museum, church, KTV etc.

ACCESSORIES

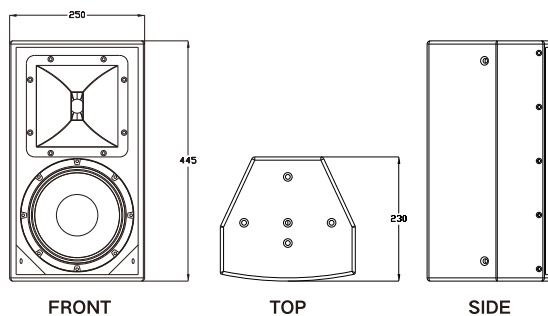
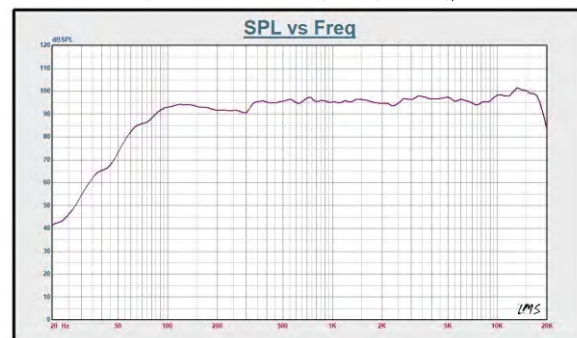


U Bracket
Package included

SPECIFICATIONS

MODEL:	CARME-U108B / CARME-U108W
SYSTEM DATA:	
FREQUENCY RESPONSE:	65 Hz - 20kHz
SENSITIVITY:	96 db
SPL MAX:	120 db
DISPERSION:	100° x 55° (H x V) Horn rotatable
LOUDSPEAKER DATA:	
CONFIGURATION:	8" multi-angle full range loudspeaker
TRANSDUCER:	LF: 1 x 8", HF: 1 x 1.4" diaphragm
IMPEDANCE:	8Ω Nominal
POWER HANDLING:	175 / 350W
CONNECTORS:	2 x 4 Pin Speakon®, Barrier Strip
PHYSICAL:	
CABINET CONSTRUCTION:	High grade 100% birch plywood
MOUNTING:	M8 inserts / U bracket
FINISH:	Texture coating (RAL colors available)
GRILL AND RIGGING COMPONENT:	Steel with anti-corrosion coat
DIMENSIONS (MM / INCH):	250 W - 230 D - 445 H / 9.8 W - 9.1 D - 17.5 H
WEIGHT:	9 kg / 19.8 lb

SPL / IMPEDANCE VS FREQ.



CARME-U208B
PASSIVE

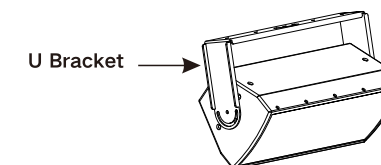
CARME-U208W
PASSIVE



FEATURES

- * Dual 8" passive full range speaker.
- * 2 x 8" LF with 2" voice coil, 1.4" titanium compression driver.
- * High grade plywood with quality texture coating available in black and white.
- * U bracket included for installation.
- * Used in meeting room, multi-function hall, bar, museum, church, KTV etc.

ACCESSORIES

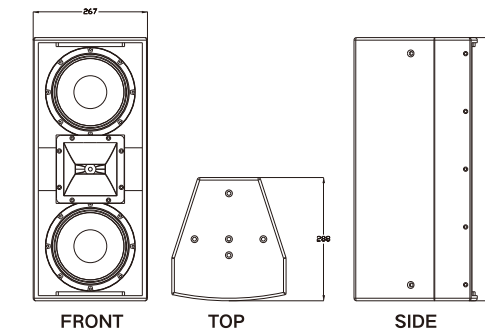
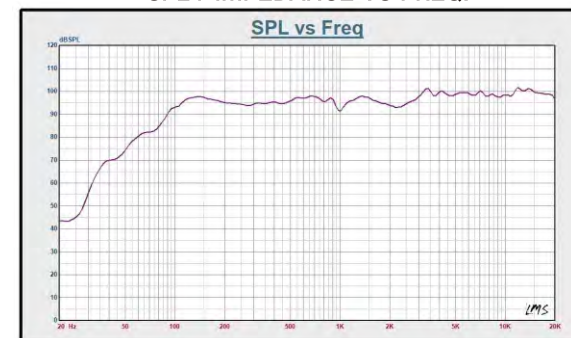


U Bracket
Package included

SPECIFICATIONS

MODEL:	CARME-U208B / CARME-U208W
SYSTEM DATA:	
FREQUENCY RESPONSE:	65 Hz - 20kHz
SENSITIVITY:	96 db
SPL MAX:	122 db
DISPERSION:	120° x 60° (H x V) Horn rotatable
LOUDSPEAKER DATA:	
CONFIGURATION:	Dual 8" multi-angle full range loudspeaker
TRANSDUCER:	LF: 2 x 8", HF: 1 x 1.4" diaphragm
IMPEDANCE:	4Ω Nominal
POWER HANDLING:	300 / 600W
CONNECTORS:	2 x 4 Pin Speakon®, Barrier Strip
PHYSICAL:	
CABINET CONSTRUCTION:	High grade 100% birch plywood
MOUNTING:	M8 inserts / U bracket
FINISH:	Texture coating (RAL colors available)
GRILL AND RIGGING COMPONENT:	Steel with anti-corrosion coat
DIMENSIONS (MM / INCH):	267 W - 288 D - 615 H / 10.5 W - 11.3 D - 24.2 H
WEIGHT:	11.9 kg / 26.3 lb

SPL / IMPEDANCE VS FREQ.



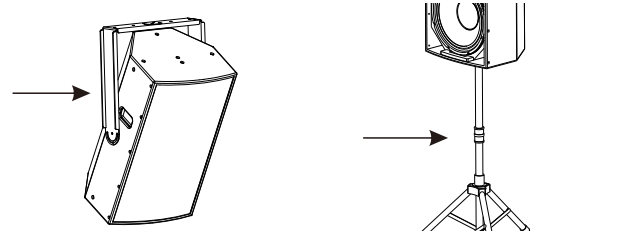
CARME-112BV2
CARME-112WV2
PASSIVE

CARME-112BPW
CARME-112WPW
ACTIVE

FEATURES

- * 12" passive / active full range speaker
- * Active model w/ Class D amp. built in DSP.
- * 12" LF with 3" voice coil, 1.4" titanium compression driver.
- * High grade plywood with quality texture coating available in black and white.
- * Optional U bracket for installation.
- * Used in meeting room, multi-function hall, bar, museum, church, KTV etc.

ACCESSORIES



U Bracket
Model: CARME-112BUBV2 (Black)
CARME-112WUBV2 (White)

Tripod Stand
Model: STSD-71B (Black)
STSD-71W (Silver)

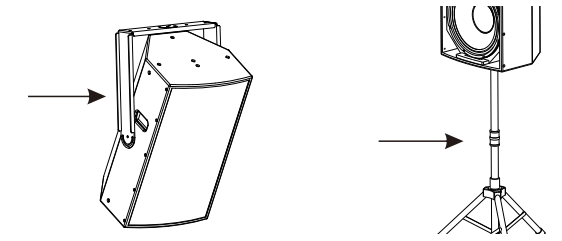
CARME-115BV2
CARME-115WV2
PASSIVE

CARME-115BPW
CARME-115WPW
ACTIVE

FEATURES

- * 15" passive / active full range speaker.
- * Active model w/ Class D amp. built in DSP.
- * 15" LF with 3" voice coil, 1.4" titanium compression driver.
- * High grade plywood with quality texture coating available in black and white.
- * Optional U bracket for installation.
- * Used in meeting room, multi-function hall, bar, museum, church, KTV etc.

ACCESSORIES



U Bracket
Model: CARME-115BUBV2 (Black)
CARME-115WUBV2 (White)

Tripod Stand
Model: STSD-71B (Black)
STSD-71W (Silver)

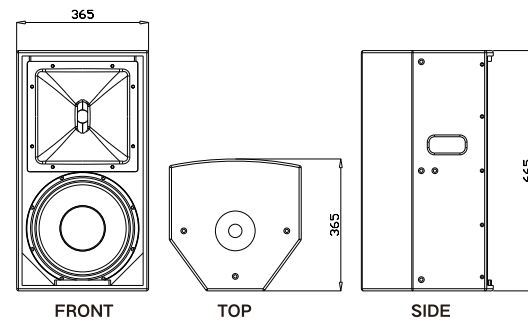
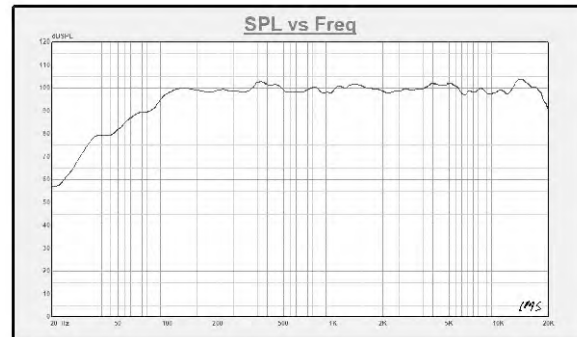
SPECIFICATIONS

MODEL:	CARME-112BPW / CARME-112WPW	CARME-112BV2 / CARME-112WV2
SYSTEM DATA:		
FREQUENCY RESPONSE:	52 Hz - 19kHz	52 Hz - 19kHz
SENSITIVITY:	99 db	99 db
SPL MAX:	126 db	126 db
DISPERSION:	100° x 55° (H x V)	100° x 55° (H x V)
LOUDSPEAKER DATA:		
CONFIGURATION:	12" active multi-angle full range loudspeaker	12" passive multi-angle full range loudspeaker
TRANSDUCER:	LF: 1 x 12", HF: 1 x 1.4" diaphragm	LF: 1 x 12", HF: 1 x 1.4" diaphragm
IMPEDANCE:	8Ω Nominal	8Ω Nominal
POWER HANDLING:	300 / 600W	300 / 600W
CONNECTORS:		2 x 4 Pin Speakon®, Barrier Strip
PHYSICAL:		
CABINET CONSTRUCTION:	High grade 100% birch plywood	High grade 100% birch plywood
MOUNTING:	M8 inserts / Stand mount / Optional U bracket	M8 inserts / Stand mount / Optional U bracket
FINISH:	Texture coating (RAL colors available)	Texture coating (RAL colors available)
GRILL AND RIGGING COMPONENT:	Steel with anti-corrosion coat	Steel with anti-corrosion coat
DIMENSIONS (MM / INCH):	365 W - 365 D - 665 H / 14.4 W - 14.4 D - 26.2 H	365 W - 365 D - 665 H / 14.4 W - 14.4 D - 26.2 H
WEIGHT:	23.5 kg / 51.8 lb	21.5 kg / 47.5 lb
AMPLIFIER:	CLASS D amp. With DSP	N/A
INPUT:	1/4" & XLR combo, 1/8" Aux, Mp3, Bluetooth	
OUTPUT:	XLR Line out	
CONTROL:	Volume, Onboard DSP	
INDICATOR:	Power, Limit	
VOLTAGE:	100V~240V (50~60Hz)	

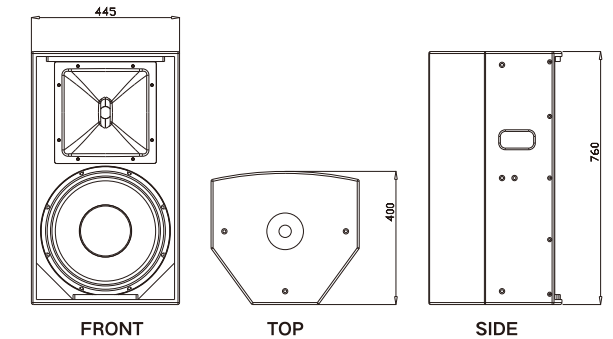
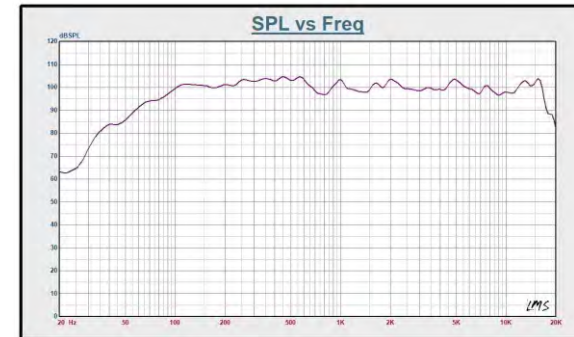
SPECIFICATIONS

MODEL:	CARME-115BPW / CARME-115WPW	CARME-115BV2 / CARME-115WV2
SYSTEM DATA:		
FREQUENCY RESPONSE:	50 Hz - 19kHz	50 Hz - 19kHz
SENSITIVITY:	100 db	100 db
SPL MAX:	128 db	128 db
DISPERSION:	100° x 55° (H x V)	100° x 55° (H x V)
LOUDSPEAKER DATA:		
CONFIGURATION:	15" active multi-angle full range loudspeaker	15" passive multi-angle full range loudspeaker
TRANSDUCER:	LF: 1 x 15", HF: 1 x 1.4" diaphragm	LF: 1 x 15", HF: 1 x 1.4" diaphragm
IMPEDANCE:	8Ω Nominal	8Ω Nominal
POWER HANDLING:	400 / 800W	400 / 800W
CONNECTORS:		2 x 4 Pin Speakon®, Barrier Strip
PHYSICAL:		
CABINET CONSTRUCTION:	High grade 100% birch plywood	High grade 100% birch plywood
MOUNTING:	M8 inserts / Stand mount / Optional U bracket	M8 inserts / Stand mount / Optional U bracket
FINISH:	Texture coating (RAL colors available)	Texture coating (RAL colors available)
GRILL AND RIGGING COMPONENT:	Steel with anti-corrosion coat	Steel with anti-corrosion coat
DIMENSIONS (MM / INCH):	445 W - 400 D - 760 H / 17.5 W - 15.7 D - 29.9 H	445 W - 400 D - 760 H / 17.5 W - 15.7 D - 29.9 H
WEIGHT:	28.8 kg / 63.5 lb	26.8 kg / 59 lb
AMPLIFIER:	CLASS D amp. With DSP	N/A
INPUT:	1/4" & XLR combo, 1/8" Aux, Mp3, Bluetooth	
OUTPUT:	XLR Line out	
CONTROL:	Volume, Onboard DSP	
INDICATOR:	Power, Limit	
VOLTAGE:	100V~240V (50~60Hz)	

SPL / IMPEDANCE VS FREQ.



SPL / IMPEDANCE VS FREQ.



CARME-212B
PASSIVE

CARME-212BPW
ACTIVE



FEATURES

- * Dual 12" passive / active full range speaker.
- * Active model w/ Class D amp. built in DSP
- * 2 x 12" LF with 3" voice coil, 1.75" titanium compression driver.
- * High grade plywood with quality black texture coating
- * Customized white color available.

SPECIFICATIONS

	CARME-212BPW	CARME-212B
MODEL:	CARME-212BPW	CARME-212B
SYSTEM DATA:		
FREQUENCY RESPONSE:	52 Hz - 20kHz	52 Hz - 20kHz
SENSITIVITY:	101 db	101 db
SPL MAX:	129 db	129 db
DISPERSION:	100° x 55° (H x V)	100° x 55° (H x V)
LOUDSPEAKER DATA:		
CONFIGURATION:	Dual 12" 2-way active full range loudspeaker	Dual 12" 2-way passive full range loudspeaker
TRANSDUCER:	LF: 2 x 12", HF: 1 x 1.75" diaphragm	LF: 2 x 12", HF: 1 x 1.75" diaphragm
IMPEDANCE:	4Ω Nominal	4Ω Nominal
POWER HANDLING:	600 / 1200W	600 / 1200W
CONNECTORS:		2 x 4 Pin Speakon®, Barrier Strip
PHYSICAL:		
CABINET CONSTRUCTION:	High grade 100% birch plywood	High grade 100% birch plywood
MOUNTING:	M8 inserts	M8 inserts
FINISH:	Texture coating (RAL colors available)	Texture coating (RAL colors available)
GRILL AND RIGGING COMPONENT:	Steel with anti-corrosion coat	Steel with anti-corrosion coat
DIMENSIONS (MM / INCH):	382 W - 345 D - 950 H / 15 W - 13.6 D - 37.4 H	382 W - 345 D - 950 H / 15 W - 13.6 D - 37.4 H
WEIGHT:	33 kg / 74 lb	31 kg / 68.4 lb
AMPLIFIER:	CLASS D amp. With DSP	N/A
INPUT:	1/4" & XLR combo, 1/8" Aux, Mp3, Bluetooth	
OUTPUT:	XLR Line out	
CONTROL:	Volume, Onboard DSP	
INDICATOR:	Power, Limit	
VOLTAGE:	100V~240V (50~60Hz)	

CARME-215B
PASSIVE

CARME-215BPW
ACTIVE



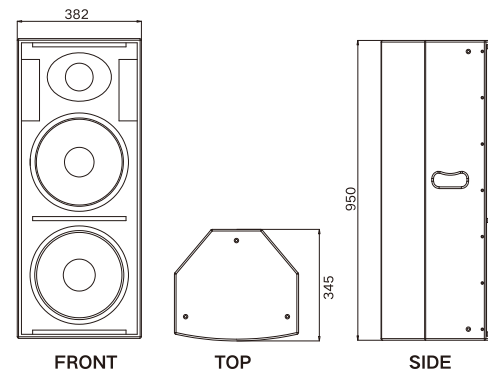
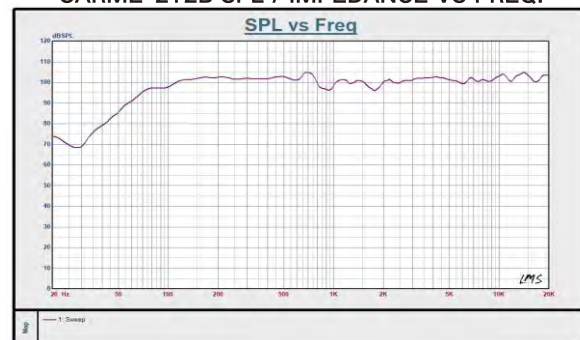
FEATURES

- * Dual 15" passive / active full range speaker.
- * Active model w/ Class D amp. built in DSP
- * 2 x 15" LF with 3" voice coil, 1.75" titanium compression driver.
- * High grade plywood with quality black texture coating
- * Customized white color available.

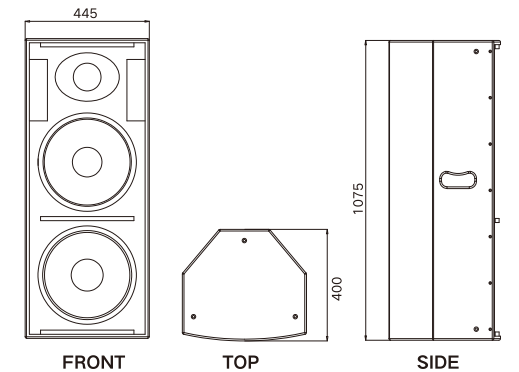
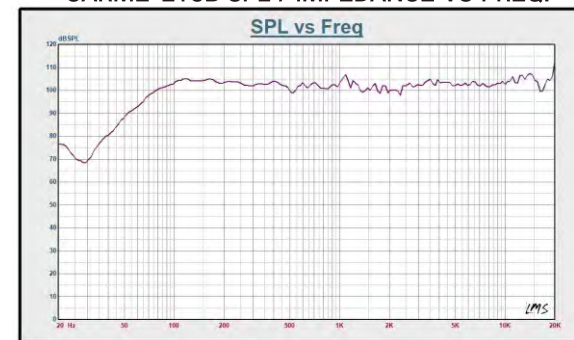
SPECIFICATIONS

	CARME-215BPW	CARME-215B
MODEL:	CARME-215BPW	CARME-215B
SYSTEM DATA:		
FREQUENCY RESPONSE:	48 Hz - 20kHz	48 Hz - 20kHz
SENSITIVITY:	102 db	102 db
SPL MAX:	130 db	130 db
DISPERSION:	100° x 55° (H x V)	100° x 55° (H x V)
LOUDSPEAKER DATA:		
CONFIGURATION:	Dual 15" 2-way active full range loudspeaker	Dual 15" 2-way passive full range loudspeaker
TRANSDUCER:	LF: 2 x 15", HF: 1 x 1.75" diaphragm	LF: 2 x 15", HF: 1 x 1.75" diaphragm
IMPEDANCE:	4Ω Nominal	4Ω Nominal
POWER HANDLING:	800 / 1600W	800 / 1600W
CONNECTORS:		2 x 4 Pin Speakon®, Barrier Strip
PHYSICAL:		
CABINET CONSTRUCTION:	High grade 100% birch plywood	High grade 100% birch plywood
MOUNTING:	M8 inserts	M8 inserts
FINISH:	Texture coating (RAL colors available)	Texture coating (RAL colors available)
GRILL AND RIGGING COMPONENT:	Steel with anti-corrosion coat	Steel with anti-corrosion coat
DIMENSIONS (MM / INCH):	445 W - 400 D - 1075 H / 17.5 W - 15.7 D - 42.3 H	445 W - 400 D - 1075 H / 17.5 W - 15.7 D - 42.3 H
WEIGHT:	38.5 kg / 85 lb	36.5 kg / 80.5 lb
AMPLIFIER:	CLASS D amp. With DSP	N/A
INPUT:	1/4" & XLR combo, 1/8" Aux, Mp3, Bluetooth	
OUTPUT:	XLR Line out	
CONTROL:	Volume, Onboard DSP	
INDICATOR:	Power, Limit	
VOLTAGE:	100V~240V (50~60Hz)	

CARME-212B SPL / IMPEDANCE VS FREQ.



CARME-215B SPL / IMPEDANCE VS FREQ.



CARME-208S
PASSIVE

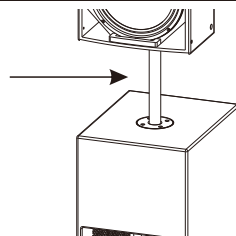
CARME-208SPW
ACTIVE



FEATURES

- * Dual 8" compact passive / active subwoofer.
- * 2 x 8" LF with 2" voice coil.
- * Folded horn design
- * High grade plywood with quality texture coating available in black and white.
- * Used in meeting room, multi-function hall, bar, museum, church, KTV etc. for bass reinforcement.

ACCESSORIES



Tube Stand
Model: STSD-M20B (Black)

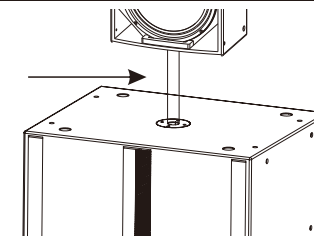
CARME-212S
PASSIVE



FEATURES

- * Dual 12" compact passive subwoofer.
- * 2 x 12" LF with 3" voice coil.
- * Folded horn design.
- * High grade plywood with quality texture coating available in black and white.
- * Used in meeting room, multi-function hall, bar, museum, church, KTV etc. for bass reinforcement.

ACCESSORIES



Tube Stand
Model: STSD-20B (Black)

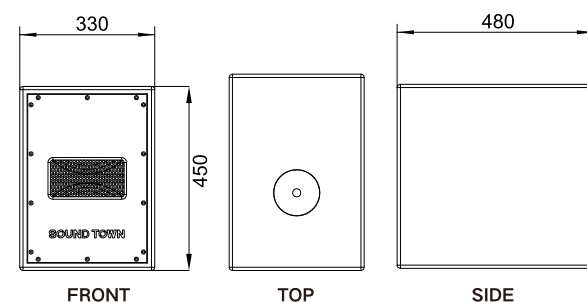
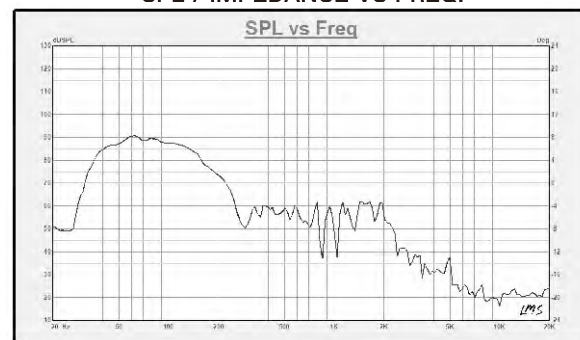
SPECIFICATIONS

	MODEL: CARME-208SPW	CARME-208S
SYSTEM DATA:		
FREQUENCY RESPONSE:	42 Hz - 180 Hz	42 Hz - 180 Hz
SENSITIVITY:	97 db	97 db
SPL MAX:	118 db	118 db
DISPERSION:	Omnidirectional	Omnidirectional
LOUDSPEAKER DATA:		
CONFIGURATION:	Dual 8" active subwoofer	Dual 8" passive subwoofer
TRANSDUCER:	LF: 2 x 8"	LF: 2 x 8"
IMPEDANCE:	4Ω Nominal	4Ω Nominal
POWER HANDLING:	400 / 800W	400 / 800W
CONNECTORS:		2 x 4 Pin Speakon®
PHYSICAL:		
CABINET CONSTRUCTION:	High grade 100% birch plywood	High grade 100% birch plywood
MOUNTING:	Stand mount on top (M20)	Stand mount on top (M20)
FINISH:	Texture coating (RAL colors available)	Texture coating (RAL colors available)
GRILL AND RIGGING COMPONENT:	Steel with anti-corrosion coat	Steel with anti-corrosion coat
DIMENSIONS (MM / INCH):	330 W - 480 D - 450 H / 13 W - 18.9 D - 17.7 H	330 W - 480 D - 450 H / 13 W - 18.9 D - 17.7 H
WEIGHT:	24.5 kg / 54 lb	21 kg / 46.3 lb
AMPLIFIER:	CLASS D	N/A
INPUT:	2 x 1/4" & XLR combo, RCA Line in	
OUTPUT:	2 x XLR Line out	
CONTROL:	Volume, Polarity, LPF	
INDICATOR:	Power, Clip	
VOLTAGE:	100V~240V (50~60Hz)	

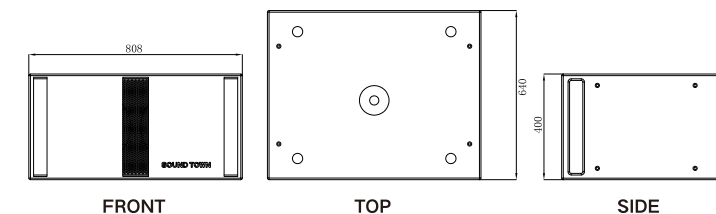
SPECIFICATIONS

	MODEL: CARME-212S
SYSTEM DATA:	
FREQUENCY RESPONSE:	38 Hz - 180 Hz
SENSITIVITY:	99 db
SPL MAX:	122 db
DISPERSION:	Omnidirectional
LOUDSPEAKER DATA:	
CONFIGURATION:	Dual 12" passive subwoofer
TRANSDUCER:	LF: 2 x 12"
IMPEDANCE:	4Ω Nominal
POWER HANDLING:	800 / 1600W
CONNECTORS:	2 x 4 Pin Speakon®
PHYSICAL:	
CABINET CONSTRUCTION:	High grade 100% birch plywood
MOUNTING:	M8 inserts / Stand mount on top
FINISH:	Texture coating (RAL colors available)
GRILL AND RIGGING COMPONENT:	Steel with anti-corrosion coat
DIMENSIONS (MM / INCH):	808 W - 640 D - 400 H / 31.8 W - 25.2 D - 15.7 H
WEIGHT:	39 kg / 86 lb

SPL / IMPEDANCE VS FREQ.



SPL / IMPEDANCE VS FREQ.



CARME-112SPW
ACTIVE

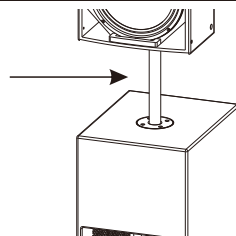
CARME-112SWPW
ACTIVE



FEATURES

- * 12" compact active subwoofer with Class-D amplifier.
- * 1 x 12" LF with 3" voice coil.
- * High grade plywood with quality texture coating available in black and white.
- * Used in meeting room, multi-function hall, bar, museum, church, KTV etc. for bass reinforcement.

ACCESSORIES

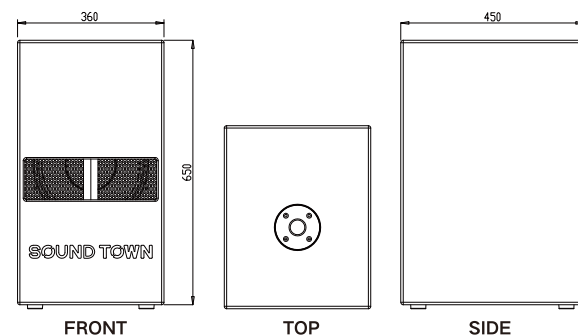
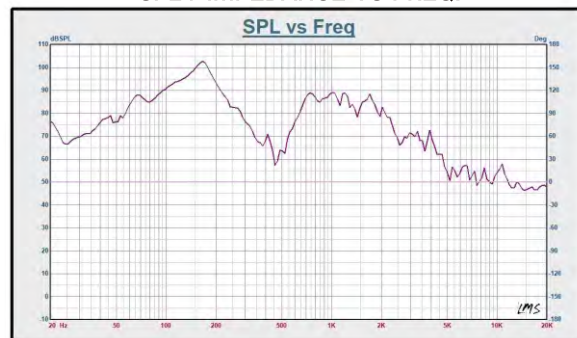


Tube Stand
Model: STSD-20B (Black)

SPECIFICATIONS

MODEL:	CARME-112SPW / CARME-112SWPW
SYSTEM DATA:	
FREQUENCY RESPONSE:	40 Hz - 180 Hz
SENSITIVITY:	97 db
SPL MAX:	123 db
DISPERSION:	N/A
LOUDSPEAKER DATA:	
CONFIGURATION:	12" active subwoofer
TRANSDUCER:	LF: 1 x 12"
IMPEDANCE:	8Ω Nominal
POWER HANDLING:	400 / 800W
CONNECTORS:	
PHYSICAL:	
CABINET CONSTRUCTION:	High grade 100% birch plywood
MOUNTING:	Stand mount on top
FINISH:	Texture coating (RAL colors available)
GRILL AND RIGGING COMPONENT:	Steel with anti-corrosion coat
DIMENSIONS (MM / INCH):	360 W - 450 D - 650 H / 14.2 W - 17.7 D - 25.6 H
WEIGHT:	29 kg / 63.9 lb
AMPLIFIER:	CLASS D
INPUT:	2 x 1/4" & XLR combo, RCA Line in
OUTPUT:	2 x XLR Line out
CONTROL:	Volume, Polarity, LPF
INDICATOR:	Power, Clip
VOLTAGE:	100V~240V (50~60Hz)

SPL / IMPEDANCE VS FREQ.



CARME-15SPW
ACTIVE

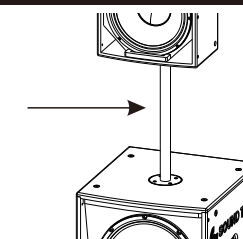
CARME-15SWPW
ACTIVE



FEATURES

- * 15" high power active subwoofer.
- * Class-D amplifier built in DSP.
- * 1 x 15" LF with 4" voice coil.
- * High grade plywood with quality texture coating available in black and white.
- * Used in meeting room, multi-function hall, bar, museum, church, KTV etc. for bass reinforcement.

ACCESSORIES

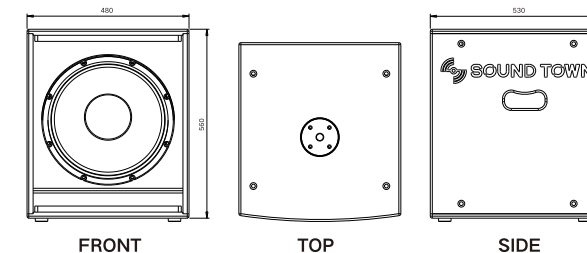
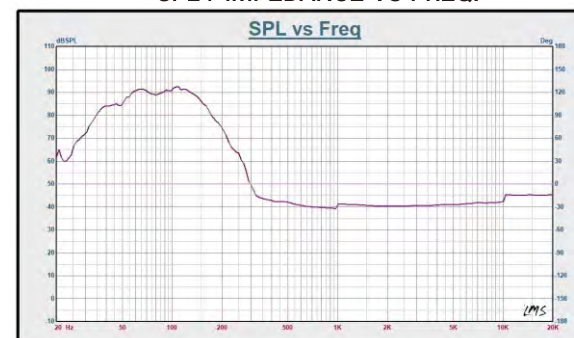


Tube Stand
Model: STSD-M20B (Black)
STSD-M20W (Silver)

SPECIFICATIONS

MODEL:	CARME-15SPW / CARME-15SWPW
SYSTEM DATA:	
FREQUENCY RESPONSE:	35 Hz - 150Hz
SENSITIVITY:	98 db
SPL MAX:	124 db
DISPERSION:	Omnidirectional
LOUDSPEAKER DATA:	
CONFIGURATION:	15" active high power subwoofer
TRANSDUCER:	LF: 1 x 15"
IMPEDANCE:	8Ω Nominal
POWER HANDLING:	700 / 1400W
CONNECTORS:	
PHYSICAL:	
CABINET CONSTRUCTION:	High grade 100% birch plywood
MOUNTING:	Stand mount on top (M20)
FINISH:	Texture coating (RAL colors available)
GRILL AND RIGGING COMPONENT:	Steel with anti-corrosion coat
DIMENSIONS (MM / INCH):	480 W - 530 D - 560 H / 18.9 W - 20.9 D - 22 H
WEIGHT:	33.9 kg / 74.7 lb
AMPLIFIER:	CLASS D amp. With DSP
INPUT:	2 x 1/4" & XLR combo
OUTPUT:	2 x XLR
CONTROL:	Volume, LPF, Polarity
INDICATOR:	Power, Limit
VOLTAGE:	100V~240V (50~60Hz)

SPL / IMPEDANCE VS FREQ.



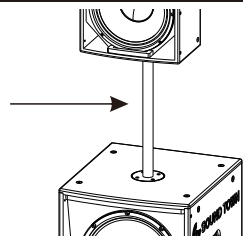
CARME-18SPW
ACTIVE

CARME-18SWPW
ACTIVE

FEATURES

- * 18" high power active subwoofer.
- * Class-D amplifier built in DSP.
- * 1 x 18" LF with 4" voice coil.
- * High grade plywood with quality texture coating available in black and white.
- * Used in meeting room, multi-function hall, bar, museum, church, KTV etc. for bass reinforcement.

ACCESSORIES



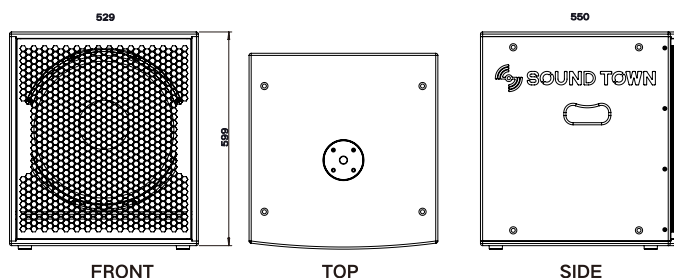
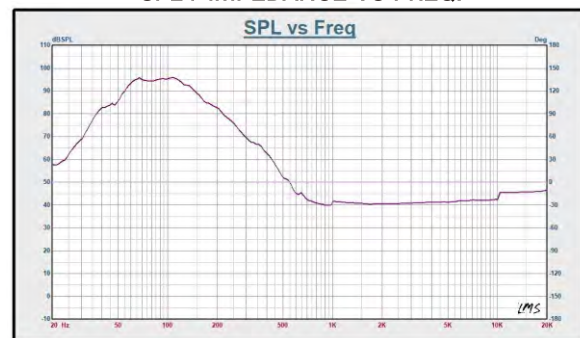
Tube Stand
Model: STSD-M20B (Black)
STSD-M20W (Silver)



SPECIFICATIONS

MODEL:	CARME-18SPW / CARME-18SWPW
SYSTEM DATA:	
FREQUENCY RESPONSE:	35 Hz - 150Hz
SENSITIVITY:	100 db
SPL MAX:	127 db
DISPERSION:	Omnidirectional
LOUDSPEAKER DATA:	
CONFIGURATION:	18" active high power subwoofer
TRANSDUCER:	LF: 1 x 18"
IMPEDANCE:	8Ω Nominal
POWER HANDLING:	800 / 1600W
CONNECTORS:	
PHYSICAL:	
CABINET CONSTRUCTION:	High grade 100% birch plywood
MOUNTING:	Stand mount on top (M20)
FINISH:	Texture coating (RAL colors available)
GRILL AND RIGGING COMPONENT:	Steel with anti-corrosion coat
DIMENSIONS (MM / INCH):	529 W - 550 D - 599 H / 20.8 W - 21.6 D - 23.6 H
WEIGHT:	38 kg / 83.8 lb
AMPLIFIER:	CLASS D amp. With DSP
INPUT:	2 x 1/4" & XLR combo
OUTPUT:	2 x XLR Line out
CONTROL:	Volume, Polarity, LPF
INDICATOR:	Power, Clip
VOLTAGE:	100V~240V (50~60Hz)

SPL / IMPEDANCE VS FREQ.

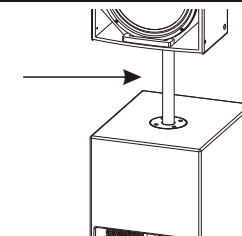


CARME-28SPW1.1
ACTIVE 1.1 CHANNEL

FEATURES

- * Dual 8" compact active subwoofer with speaker output.
- * Class-D 1.1 channel amplifier built in DSP.
- * 2 x 8" LF with 3" voice coil.
- * High grade plywood with quality texture coating available in black and white.
- * Used in meeting room, multi-function hall, bar, museum, church, KTV etc. for bass reinforcement.

ACCESSORIES



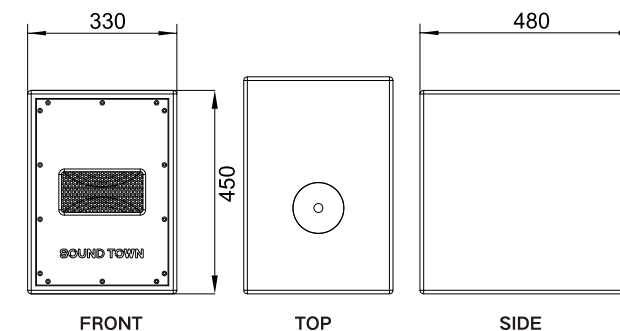
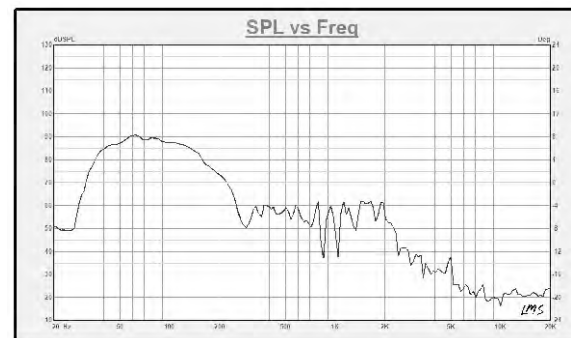
Tube Stand
Model: STSD-M20B (Black)



SPECIFICATIONS

MODEL:	CARME-28SPW1.1
SYSTEM DATA:	
FREQUENCY RESPONSE:	42 Hz - 180Hz
SENSITIVITY:	97 db
SPL MAX:	119 db
DISPERSION:	Omnidirectional
LOUDSPEAKER DATA:	
CONFIGURATION:	Dual 8" compact active subwoofer
TRANSDUCER:	LF: 2 x 8"
IMPEDANCE:	4Ω Nominal
POWER HANDLING:	500 + 500W / 1000 + 1000W
CONNECTORS:	
PHYSICAL:	
CABINET CONSTRUCTION:	High grade 100% birch plywood
MOUNTING:	Stand mount on top
FINISH:	Texture coating (RAL colors available)
GRILL AND RIGGING COMPONENT:	Steel with anti-corrosion coat
DIMENSIONS (MM / INCH):	330 W - 480 D - 450 H / 13 W - 18.9 D - 17.7 H
WEIGHT:	24 kg / 52.9 lb
AMPLIFIER:	1.1 Channel CLASS D amp. With DSP
INPUT:	2 x 1/4" & XLR combo, Mp3, Bluetooth
OUTPUT:	2 x XLR (signal out), 1 x Speakon (power out)
CONTROL:	Volume, Onboard DSP,
INDICATOR:	Power, Limit
VOLTAGE:	100V~240V (50~60Hz)

SPL / IMPEDANCE VS FREQ.



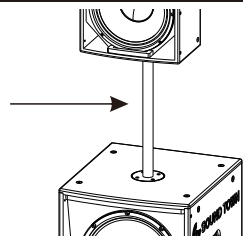
CARME-18SPW1.1
ACTIVE 1.1 CHANNEL



FEATURES

- * 18" high power active subwoofer with speaker output.
- * Class-D 1.1 channel amplifier built in DSP.
- * 18" LF with 4" voice coil.
- * High grade plywood with quality texture coating available in black and white.
- * Used in meeting room, multi-function hall, bar, museum, church, KTV etc. for bass reinforcement.

ACCESSORIES

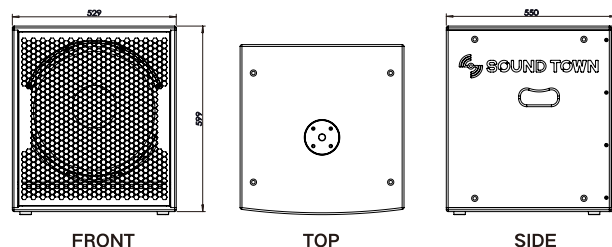
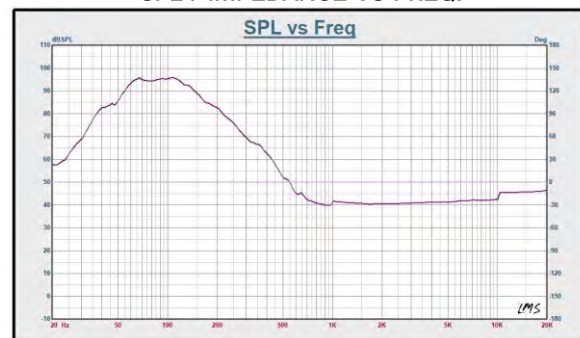


Tube Stand
Model: STSD-M20B (Black)
STSD-M20W (Silver)

SPECIFICATIONS

MODEL:	CARME-18SPW1.1
SYSTEM DATA:	
FREQUENCY RESPONSE:	32 Hz - 180Hz
SENSITIVITY:	100 db
SPL MAX:	127 db
DISPERSION:	Omnidirectional
LOUDSPEAKER DATA:	
CONFIGURATION:	18" high power active subwoofer with speaker output
TRANSDUCER:	LF: 1 x 18"
IMPEDANCE:	8Ω Nominal
POWER HANDLING:	600 + 500W / 1200 + 1000W
CONNECTORS:	
PHYSICAL:	
CABINET CONSTRUCTION:	High grade 100% birch plywood
MOUNTING:	Stand mount on top (M20)
FINISH:	Texture coating (RAL colors available)
GRILL AND RIGGING COMPONENT:	Steel with anti-corrosion coat
DIMENSIONS (MM / INCH):	529 W - 550 D - 599 H / 20.8 W - 21.7 D - 23.6 H
WEIGHT:	38 kg / 83.8 lb
AMPLIFIER:	1.1 Channel CLASS D amp. With DSP
INPUT:	2 x 1/4" & XLR combo, Mp3, Bluetooth
OUTPUT:	2 x XLR (signal out), 1 x Speakon (power out)
CONTROL:	Volume, Onboard DSP,
INDICATOR:	Power, Limit
VOLTAGE:	100V~240V (50~60Hz)

SPL / IMPEDANCE VS FREQ.



CARME-U8MB/U10MB
PASSIVE

CARME-U8MW/U10MW
PASSIVE



FEATURES

- * 8" / 10" compact 2-way passive monitor.
- * Customized 8" / 10" coaxial speaker
- * Included U bracket for installation.
- * High grade plywood with quality texture coating available in black and white.
- * Used in meeting room, multi-function hall, bar, museum, church, KTV etc. for bass reinforcement.

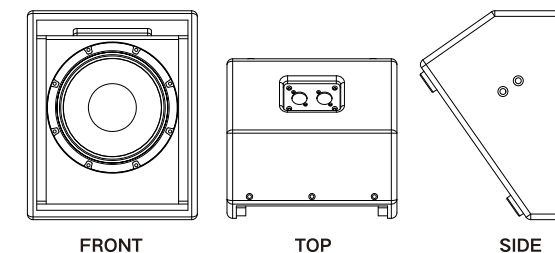
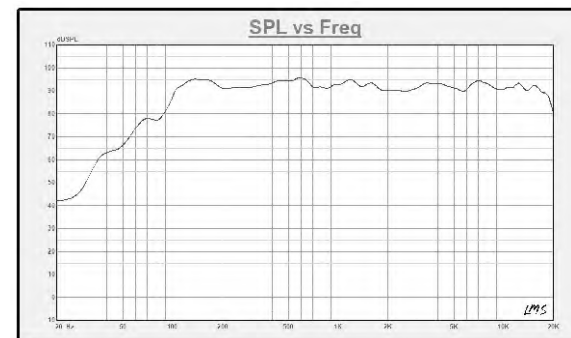
INSTALLATION



SPECIFICATIONS

	CARME-U8MB/W	CARME-U10MB/W
MODEL:	CARME-U8MB/W	CARME-U10MB/W
SYSTEM DATA:		
FREQUENCY RESPONSE:	55 Hz - 20K Hz	52 Hz - 20K Hz
SENSITIVITY:	96 db	97 db
SPL MAX:	115 db	116 db
DISPERSION:	100° conical	100° conical
LOUDSPEAKER DATA:		
CONFIGURATION:	8" 2-Way passive stage monitor	10" 2-Way passive stage monitor
TRANSDUCER:	LF: 1 x 8", HF: 1" coaxial compression driver	LF: 1 x 10", HF: 1" coaxial compression driver
IMPEDANCE:	8Ω Nominal	8Ω Nominal
POWER HANDLING:	150 / 300W	200 / 400W
CONNECTORS:	2 x 4 Pin Speakon®	2 x 4 Pin Speakon®
PHYSICAL:		
CABINET CONSTRUCTION:	High grade 100% birch plywood	High grade 100% birch plywood
MOUNTING:	Included U bracket	Included U bracket
FINISH:	Texture coating (RAL colors available)	Texture coating (RAL colors available)
GRILL AND RIGGING COMPONENT:	Steel with anti-corrosion coat	Steel with anti-corrosion coat
DIMENSIONS (MM / INCH):	272 W - 338.5 D - 239 H / 10.7 W - 13.3 D - 9.4 H	340 W - 235 D - 265 H / 13.4 W - 9.3 D - 10.4 H
WEIGHT:	9kg / 20 lb	11kg / 24.3 lb

SPL / IMPEDANCE VS FREQ.



CARME-8MPW/10MPW
ACTIVE



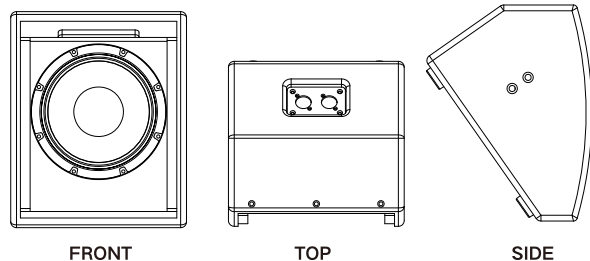
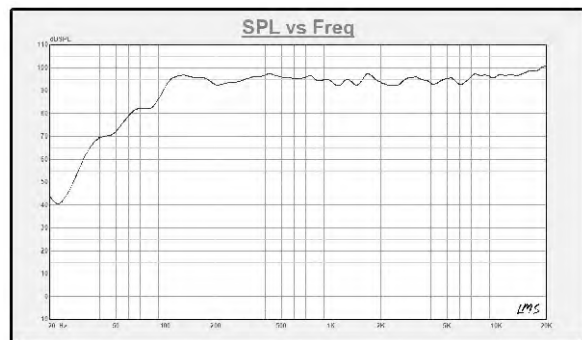
FEATURES

- * 8" / 10" compact 2-way active monitor.
- * Customized 8" / 10" coaxial speaker.
- * Class-D amplifier
- * Optional U bracket for installation.
- * High grade plywood with quality texture coating available in black and white.
- * Used in meeting room, multi-function hall, bar, museum, church, KTV etc. for bass reinforcement.

SPECIFICATIONS

MODEL:	CARME-8MPW	CARME-10MPW
SYSTEM DATA:		
FREQUENCY RESPONSE:	55 Hz - 20K Hz	52 Hz - 20K Hz
SENSITIVITY:	96 db	97 db
SPL MAX:	115 db	116 db
DISPERSION:	100° conical	100° conical
LOUDSPEAKER DATA:		
CONFIGURATION:	8" compact 2-way active monitor	10" compact 2-way active monitor
TRANSDUCER:	LF: 1 x 8", HF: 1" coaxial compression driver	LF: 1 x 10", HF: 1" coaxial compression driver
IMPEDANCE:	8Ω Nominal	8Ω Nominal
POWER HANDLING:	150 / 300W	200 / 400W
CONNECTORS:		
PHYSICAL:		
CABINET CONSTRUCTION:	High grade 100% birch plywood	High grade 100% birch plywood
MOUNTING:	Optional U bracket	Optional U bracket
FINISH:	Texture coating (RAL colors available)	Texture coating (RAL colors available)
GRILL AND RIGGING COMPONENT:	Steel with anti-corrosion coat	Steel with anti-corrosion coat
DIMENSIONS (MM / INCH):	340 W - 235 D - 265 H / 13.4 W - 9.3 D - 10.4 H	400 W - 281 D - 305 H / 15.7 W - 11.1 D - 12 H
WEIGHT:	9.5 kg / 20.9 lb	11.5 kg / 25.4 lb
AMPLIFIER:	CLASS D amp.	CLASS D amp.
INPUT:	1/4" & XLR (Mic/Line), 1/8" Aux	1/4" & XLR (Mic/Line), 1/8" Aux
OUTPUT:	XLR Line out	XLR Line out
CONTROL:	Volume, EQ, Gain	Volume, EQ, Gain
INDICATOR:	Power, Limit	Power, Limit
VOLTAGE:	100V~240V (50~60Hz)	100V~240V (50~60Hz)

SPL / IMPEDANCE VS FREQ.



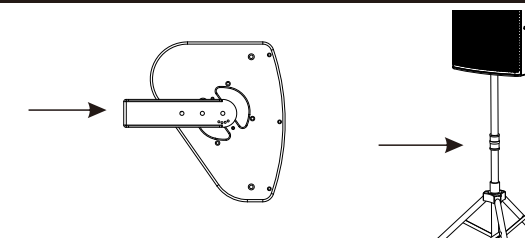
CARME-12MM
PASSIVE



FEATURES

- * 12" compact 2-way passive multi-purpose speaker.
- * Customized 12" coaxial speaker.
- * Optional U bracket for installation.
- * High grade plywood with quality texture coating available in black and white.
- * Used in meeting room, multi-function hall, bar, museum, church, KTV etc. for bass reinforcement.

ACCESSORIES



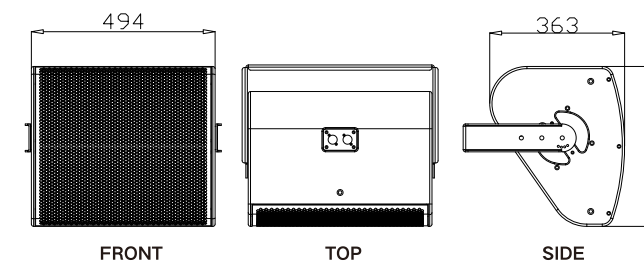
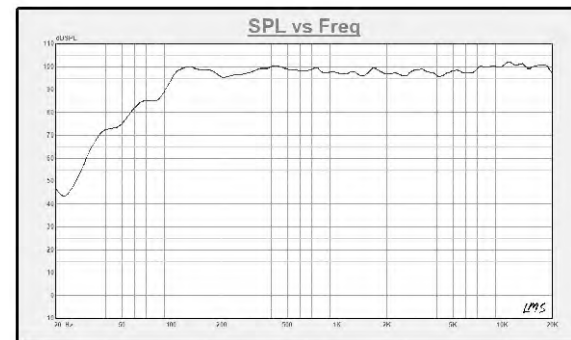
Optional U Bracket
Model: CARME-12MMUB

Tripod Stand
Model: STSD-71B (Black)
STSD-71W (Silver)

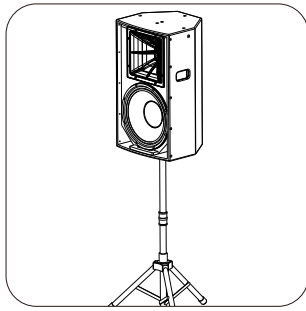
SPECIFICATIONS

MODEL:	CARME-12MM
SYSTEM DATA:	
FREQUENCY RESPONSE:	48 Hz - 20K Hz
SENSITIVITY:	99 db
SPL MAX:	126 db
DISPERSION:	100° conical
LOUDSPEAKER DATA:	
CONFIGURATION:	12" compact 2-way passive multi-purpose speaker
TRANSDUCER:	LF: 1 x 12", HF: 1-3/8" coaxial compression driver
IMPEDANCE:	8Ω Nominal
POWER HANDLING:	300 / 600W
CONNECTORS:	2 x 4 Pin Speakon®
PHYSICAL:	
CABINET CONSTRUCTION:	High grade 100% birch plywood
MOUNTING:	Stand mount / Optional U bracket
FINISH:	Texture coating (RAL colors available)
GRILL AND RIGGING COMPONENT:	Steel with anti-corrosion coat
DIMENSIONS (MM / INCH):	494 W - 363 D - 430 H / 19.4 W - 14.3 D - 16.9 H
WEIGHT:	21.7 kg / 48 lb

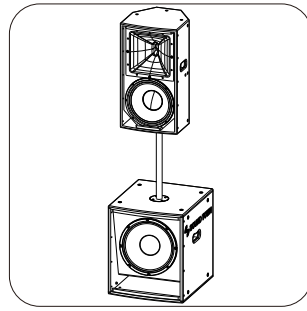
SPL / IMPEDANCE VS FREQ.



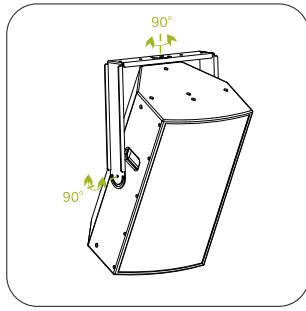
Installation Guide



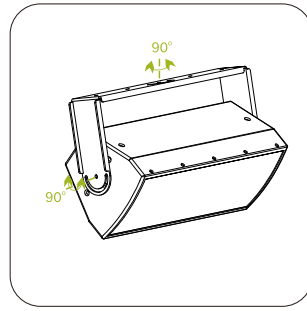
CARME-112, 115



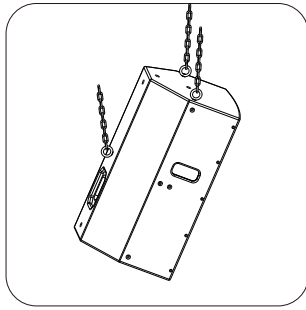
CARME-112+115S or 115+118S



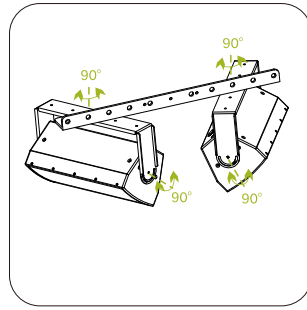
CARME-112, 115



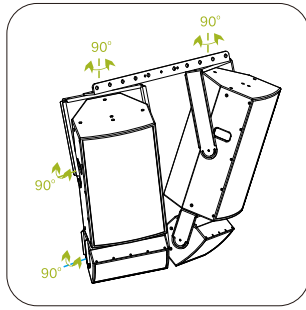
CARME-108, 208



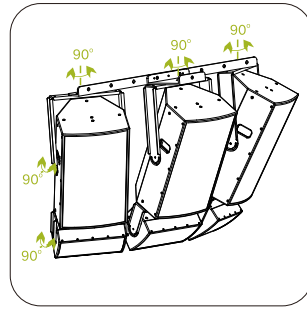
CARME-112, 115



2 x CARME-108, 208



2 x CARME-115+108

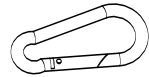


Triple CARME-115+108

Accessories List



M8 Eyebolt
Bearing 400 Lbs



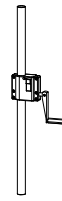
Safety Hook
Bearing 300 Lbs



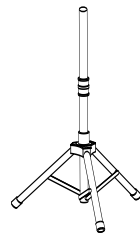
Tube Stand: STSD-20B
20 inch height,
Both ends 35mm inserts,
fit CARME-212S / 112S
+ tops




Tube Stand:
STSD-M20B (Black)
STSD-M20W (Silver)
20 inch height,
One end 35mm insert, the
other end M20 bolt, fit
CARME-115S / 118S + tops



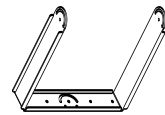
Tube Stand: STSD-35B
27~35 inch height adjustable,
Both ends 35mm inserts,
fit CARME-110S / 112S
+ tops



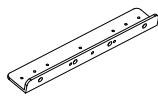
Tripod Stand:
STSD-71B (Black)
STSD-71W (Silver)
41~81" height adjustable,
35mm compatible insert.



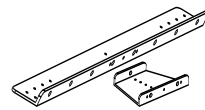
U Bracket (Horizontal)
CARME-12MMUB



U Bracket (Verticle)
CARME-112UB
CARME-115UB



Connection Bar:
CARME2X115
To connect dual
CARME-115



Connection Bar:
CARME3X115
To connect triple
CARME-115