


NTLD
New Digital Diesel Technology







SOLUTIONS FOR















ALFA ROMEO **Software Chip**

GASOLINA			
Auto=Alfa Romeo			GASOLINA
1=Alfa Romeo 145 1.4 Bosch M1.5.5	BOSCH M155 IBRIDA W		
2=Alfa Romeo 145 1.6 Bosch M1.5.5			
3=Alfa Romeo 146 1.4 Bosch M1.5.5			
4=Alfa Romeo 146 1.6 Bosch M1.5.5			
5=Alfa Romeo 146 1.8 Bosch M1.5.5			
6=Alfa Romeo 146 2.0 Bosch M1.5.5			
7=Alfa Romeo 156 1.6 Bosch M1.5.5			
8=Alfa Romeo 156 1.8 Bosch M1.5.5			
9=Alfa Romeo 156 2.0 Bosch M1.5.5			
10=Alfa Romeo 166 2.0 Bosch M1.5.5			
11=Alfa Romeo 166 2.0 Bosch M1.5.5			
12=Alfa Romeo GTV 1.8 TS 16V Bosch M1.5.5			
13=Alfa Romeo GTV 2.0 TS 16V Bosch M1.5.5			
14=Alfa Romeo GTV 3.0 TS 16V Bosch M1.5.5			
15=Alfa Romeo Spider 1.8 TS Bosch M1.5.5			
16=Alfa Romeo Spider 2.0 TS 16V Bosch M1.5.5			
17=Alfa Romeo Spider 3.0 TS 16V Bosch M1.5.5			
Auto=Alfa Romeo			GASOLINA
1=Alfa Romeo 147 1.6 Bosch ME7.3.1	BOSCH_ME7.3.1HA EURO 4 IBRIDA R/W		
2=Alfa Romeo 147 2.0 TS Bosch ME7.3.1			
3=Alfa Romeo 156 1.6 Bosch ME7.3.1			
4=Alfa Romeo 156 1.8 Bosch ME7.3.1			
5=Alfa Romeo 156 2.0 Bosch ME7.3.1			
6=Alfa Romeo 166 2.0 Bosch ME7.3.1			
7=Alfa Romeo 166 2.5 Bosch ME7.3.1			
8=Alfa Romeo 166 3.0 Bosch ME7.3.1			
9=Alfa Romeo GTV 2.0 TS 16V Bosch ME7.3.1			
10=Alfa Romeo GTV 3.0 TS 16V Bosch ME7.3.1			
11=Alfa Romeo Spider 2.0 TS 16V Bosch ME7.3.1			
12=Alfa Romeo Spider 3.0 TS 16V Bosch ME7.3.1			
Auto=Alfa Romeo			GASOLINA
1=Alfa Romeo 156 2.0 Bosch ME3.1			
2=Alfa Romeo 166 2.5 V6 24V Bosch ME3.1			
3=Alfa Romeo GTV 3.0 V6 24V Bosch ME3.1			
4=Alfa Romeo Spider 3.0 V6 24V Bosch ME3.1			
Auto=Alfa Romeo			GASOLINA
1=Alfa Romeo 156 2.5 Bosch ME2.1	BOSCH_ME2.1 IBRIDA W		
2=Alfa Romeo 166 2.0 V6 Turbo Bosch ME2.1			
3=Alfa Romeo 166 2.5 V6 24V Bosch ME2.1			
4=Alfa Romeo 166 3.0 V6 24V Bosch ME2.1			
Alfa 156 2.5 M2.1	BOSCH_M2.1 28F200BxB R/W		
Alfa 166 2.0 V6 Turbo M2.1			
Alfa 166 2.5 V6 24V M2.1			
Alfa 166 3.0 V6 24V M2.1			
Alfa 156 2.0 ME2.1 Boot Mode, pin 20 to mass	BOSCH_ME7.2.1 EURO 3 IBRIDA R/W		
Boot Mode Alfa 166 2.5 V6 24V ME2.1 Boot Mode, pin 20 to mass			
Alfa GTV 3.0 V6 24V ME2.1 Boot Mode, pin 20 to mass			
Alfa Spider 3.0 V6 24V ME2.1 Boot Mode, pin 20 to mass			



ALFA ROMEO **Software Chip**

DIESEL			
Auto=Alfa Romeo			BOSCH edc15
1=Alfa Romeo 145 1.9 JTD Bosch EDC15C5	BOSCH_EDC 15C E2 R/W		
2=Alfa Romeo 146 1.9 JTD Bosch EDC15C5			
3=Alfa Romeo 156 1.9 JTD Bosch EDC15C5			
4=Alfa Romeo 156 2.4 JTD Bosch EDC15C5			
5=Alfa Romeo 166 2.4 JTD Bosch EDC15C5			
Auto=Alfa Romeo			BOSCH edc15
1=Alfa Romeo 147 1.9 JTD 16V Bosch EDC15C7	BOSCH_EDC 15C E3 29F400BT R/W		
2=Alfa Romeo 147 1.9 JTD 8V Bosch EDC15C7			
3=Alfa Romeo 156 1.9 JTD Bosch EDC15C7			
4=Alfa Romeo 156 2.4 JTD Bosch EDC15C7			
5=Alfa Romeo 166 2.4 JTD Bosch EDC15C7			
Auto=Alfa Romeo:			BOSCH edc16
ALFA ROMEO,147,1.9 JTD 16V EDC16C8,BOSCH EDC16	BOSCH_EDC 16C8 IBRIDA R/W		
ALFA ROMEO,156,1.9 JTD 16V EDC16C8,BOSCH EDC16			
ALFA ROMEO,156,2.4 JTD 20V EDC16C8,BOSCH EDC16			
ALFA ROMEO,159,1.9 JTDm 110Kw EDC16C8,BOSCH EDC16			
Alfa 166 2.4 16v MJ E4DC16C8			
Auto=Alfa Romeo:			BOSCH edc16
ALFA ROMEO,147,1.9 JTD 110Kw EDC16C39,BOSCH EDC16+ C39	BOSCH_EDC 16C9 29BL802CB R/W		
ALFA ROMEO,147,1.9 JTD 88Kw EDC16C39,BOSCH EDC16+			
ALFA ROMEO,159,1.9 JTDm 110Kw EDC16C39,BOSCH EDC16+ C39			
ALFA ROMEO,159,1.9 JTDm 88Kw EDC16C39,BOSCH EDC16+ C39			
ALFA ROMEO,159,2.4 JTDm 147Kw EDC16C39,BOSCH EDC16+ C39			
ALFA ROMEO,GT,1.9 JTD 88Kw EDC16C39,BOSCH EDC16+ C39			
ALFA ROMEO,GT,1.9 MJ 16V EDC16C8,BOSCH EDC16			
Auto=Alfa Romeo:			BOSCH edc16
Alfa 147 1.9 16v MJ E4DC16C8	BOSCH_EDC 16+ C39 M58BW0160 R/W		
Alfa 156 1.9 16v MJ E4DC16C8			
Alfa 159 1.9 16v MJ E4DC16C8			
Alfa 156 2.4 16v MJ E4DC16C8			
Alfa 166 2.4 16v MJ E4DC16C8			
Alfa 159 2.4 16v MJ E4DC16C8			
Alfa 159 2.4 16v MJ E4DC16C8			



AUDI **Software Chip**

GASOLINA		
Auto=AUDI		GASOLINA
A3 1.8 TURBO 20V 150CV	ME7.5.5 29F400BT R/W ME7.1.5 29F400BT R/W	
Auto=AUDI		GASOLINA
A3 1.8 TURBO 20V 180CV	29F800BT	
A3 S3 1.8 TURBO 20V 225CV		
A4 1.8 TURBO 20V 150CV		
A4 1.8 TURBO 20V 180CV		
A6 1.8 TURBO 20V 150CV		
A6 1.8 TURBO 20V 180CV		
TT 1.8 TURBO 20V 150CV		
TT 1.8 TURBO 20V 180CV		
TT 4X4 1.8 TURBO 20V 225CV		
Auto=AUDI		GASOLINA
TUTTE LE AUDI ME7 Boot Mode, pin 24 Flash to mass	ME7xx Boot Mode 29F400BB R/W	
Auto=AUDI		GASOLINA
TUTTE LE AUDI ME7 Boot Mode, pin 24 Flash to mass	ME7xx Boot Mode 29F800BB R/W	









AUDI **Software Chip**

DIESEL			
Auto=Audi		BOSCH edc15	
1=Audi A3 1.9 TDi VP37 Bosch EDC15V - 90 cv - 110 cv	29F400BT R/W		
2=Audi A3 1.9 TDi VP37 Bosch EDC15VM - 90 cv - 110 cv			
3=Audi A3 1.9 TDi VP37 Bosch EDC15VM-1M - 90 cv - 110 cv			
4=Audi A4 1.9 TDi VP37 Bosch EDC15V - 90 cv - 110 cv			
5=Audi A4 1.9 TDi VP37 Bosch EDC15VM - 90 cv - 110 cv			
6=Audi A4 1.9 TDi VP37 Bosch EDC15VM-1M - 90 cv - 110 cv			
7=Audi A6 1.9 TDi PD Bosch EDC15P - 90 cv - 110 cv			
8=Audi A6 1.9 TDi VP37 Bosch EDC15V - 90 cv - 110 cv			
9=Audi A6 1.9 TDi VP37 Bosch EDC15VM - 90 cv - 110 cv			
10=Audi A6 1.9 TDi VP37 Bosch EDC15VM-1M - 90 cv - 110 cv			
Auto=Audi		BOSCH edc15	
1=Audi A2 1.4 TDi PD Bosch EDC15P - 75 cv	29F400BT R/W		
2=Audi A3 1.9 TDi PD Bosch EDC15P - 101 cv-115 cv-130 cv-150 cv			
3=Audi A4 1.9 TDi PD Bosch EDC15P - 101 cv-115 cv-130 cv-150 cv			
Auto=Audi		BOSCH edc15	
1=Audi A4 2.5 TDi VP44 Bosch EDC15P - 155 cv - 163 cv - 180 cv	E3 29F400BT R/W E4 29F800BT R/W		
2=Audi A6 2.5 TDi VP44 Bosch EDC15P - 155 cv - 163 cv - 180 cv			
3=Audi A8 2.5 TDi VP44 Bosch EDC15P - 155 cv - 163 cv - 180 cv			
4=Audi Allroad Quattro 2.5 TDi V6 Bosch EDC15P - 163 cv - 180 cv			
Auto=Audi		BOSCH edc16	
AUDI,A3,1.9TDI 77Kw EDC16U1,BOSCH EDC16	EDC16U1 29BL802CB R/W EDC16U31 M58BW0160 R/W EDC16U34 M58BW0160 R/W EDC16U3x M58BW0160 R/W EDC16+ M58BW0160 R/W		
AUDI,A3,1.9TDI 77Kw EDC16U3x,BOSCH EDC16+			
AUDI,A3,2.0TDI 16V 103Kw EDC16U1,BOSCH EDC16			
AUDI,A3,2.0TDI 16V 103Kw EDC16U3x,BOSCH EDC16+			
AUDI,A4,1.9TDI 85Kw,BOSCH EDC16+			
AUDI,A4,2.0TDI 16V 103Kw,BOSCH EDC16+			
AUDI,A4,2.5TDI 120Kw,BOSCH EDC16+			
AUDI,A4,3.0TDI 150Kw,BOSCH EDC16+			
AUDI,A4,3.0TDI 171Kw,BOSCH EDC16+			
AUDI,A6,2.0TDI 16V 103Kw,BOSCH EDC16+			
AUDI,A6,2.7TDI 132Kw,BOSCH EDC16+			
AUDI,A6,3.0TDI 165Kw,BOSCH EDC16+			
AUDI,A8,3.0TDI 171Kw,BOSCH EDC16+			
AUDI,Q7,3.0TDI 171Kw,BOSCH EDC16+			







	BMW	Software Chip
---	-----	---------------

GASOLINA			
Auto=BMW			GASOLINA
BMW 318 IS Serie 3 (E46) 1.9 BMS46 Z3 Roadster 1.9 BMS46		BOSCH BMS46 29F200BB R/W	
BMW M3 E36 M3 3.2 E36 MSS50 Z3 M 3.2 MSS50		MSS50 SIEMENS 2 28F200BxB R/W	
BMW M3 E46 M3 3.2 E46 MSS52/53 M5 5.0 V8 MSS54 Z8 5.0 V8		MSS52 SIEMENS 2 29F200BB R/W	
M3 CSL (E46) 370CV MSS54 BMW M3 E46		CSL MSS53 SIEMENS 2 29F400BB R/W	
Auto=BMW			GASOLINA
Serie 5 (E39) 4.4 D ME7.1 Serie 7 (E38) 4.4 D ME7.1 Serie X5 (E53) 4.4 D ME7.1		BMW ME71 BOSCH MOTRONIC 29F400BB R/W	
Auto=BMW			GASOLINA
BMW 318 IS 16V Serie 3 (E36) 1.8 i ME5.2.1b Z3 Roadster 1.9 ME5.2.1b		BOSCH M52 MICRO CC460 R/W	
Auto=BMW			GASOLINA
1=BMW Serie 3 (E36) 2.0 i Siemens MS41		MS41 SIEMENS 29F200BB R/W	
2=BMW Serie 3 (E36) 2.5 i Siemens MS41			
3=BMW Serie 3 (E36) 2.8 i Siemens MS41			
4=BMW Serie 5 (E39) 2.0 i Siemens MS41			
5=BMW Serie 5 (E39) 2.5 i Siemens MS41			
6=BMW Serie 7 (E38) 2.8 i Siemens MS41			
7=BMW Z3 Roadster 2.0 Siemens MS41			
8=BMW Z3 Roadster 2.8 Siemens MS41			
Auto=BMW			GASOLINA
1=BMW Serie 3 (E36) 1.8 i Bosch ME5.2.1b		BOSCH M52 MICRO CC460 R/W	
2=BMW Z3 Roadster 1.9 Bosch ME5.2.1b			
Auto=BMW			GASOLINA
1=BMW Serie 3 (E36) 2.0i Siemens Ms43		MS42 SIEMENS 29F400BB R/W MS43 SIEMENS 29F400BB R/W	
2=BMW Serie 3 (E36) 2.5i Siemens Ms43			
3=BMW Serie 3 (E36) 2.3i Siemens Ms43			
4=BMW Serie 3 (E36) 2.8i Siemens Ms43			
5=BMW Serie 3 (E36) 3.0i Siemens Ms43			
6=BMW Serie 3 (E36) 3.2i Siemens Ms43			
7=BMW Serie 5 (E46) 2.0i Siemens Ms43			
8=BMW Serie 5 (E46) 2.5i Siemens Ms43			
9=BMW Serie 5 (E46) 2.3i Siemens Ms43			
10=BMW Serie 5 (E46) 2.8i Siemens Ms43			
11=BMW Serie 5 (E46) 3.0i Siemens Ms43			
12=BMW Serie 5 (E46) 3.2i Siemens Ms43			



	BMW	Software Chip
---	-----	---------------

DIESEL		
Auto=BMW		BOSCH edc15
1=BMW Serie 3 (E46) 2.0 D (318d) Bosch DDE3.0	EDC15 2 PLCC 29F010 R/W	
2=BMW Serie 5 (E39) 2.0 D Bosch EDC15	EDC15 Complete 29F400BT R/W	
Auto=BMW		BOSCH edc15
1=BMW Serie 3 (E46) 3.0 D Bosch DDE4.0	EDC15 29F400BT R/W	
2=BMW Serie 5 (E39) 2.5 D Bosch DDE4.0		
3=BMW Serie 5 (E39) 3.0 D Bosch DDE4.0		
4=BMW Serie 7 (E38) 3.0 D Bosch DDE4.0		
5=BMW Serie X5 (E53) 3.0 D Bosch DDE4.0		
6=Land Rover Freelander 2.0 CDT Bosch DDE4.0		



 CHEVROLET		Software Chip	
GASOLINA			
Auto=CHEVROLET		 CHEVROLET	GASOLINA
Kalos 12 siemens 5WY Rubeo 12 siemens 5WY		SIEMENS 5WY FLASH 29F200BB/29F400BB	



CHRYSLER		Software Chip	
DIESEL			
Auto=Chrysler	CHRYSLER		BOSCH edc15
4=Chrysler PT Cruiser 2.2 CRD Bosch EDC15C2	BOSCH_EDC15 C2 29F400BT		
5=Chrysler Voyager 2.5 CRD Bosch EDC15C2	R/W		
Auto=Chrysler:	CHRYSLER		BOSCH edc15
CHRYSLER,300 C,3.0 V6 CRD Euro 4 160KW,BOSCH EDC16+ CP3x			




CITROËN Software Chip

GASOLINA			
Auto=CITROËN	CITROËN		GASOLINA
C2 1.6 16V E3 C3 1.6 16V E3 C4 1.6 16V E3 Saxo 1.6 16V E3	BOSCH_ME744 29F400BB R/W		
Auto=CITROËN	CITROËN		GASOLINA
C3 1.6 16V E4 1-8 C4 1.6 16V E4	BOSCH_ME745 R/W		
Auto=CITROËN	CITROËN		GASOLINA
Saxo 1.6 16V E3 Only Write	MARELLI IAW 48P 29F200BB W		
Auto=CITROËN	CITROËN		GASOLINA
Saxo 1.6 16V E4	MARELLI IAW 48P2 29F400BB R/W		
Auto=CITROËN	CITROËN		GASOLINA
C1 1.4 8V E3 C2 1.4 8V E3 C3 1.4 8V E3	SAGEM2000_14 29F200BB TSOP R/W		



CITROËN Software Chip

DIESEL			
Auto=CITROËN	CITROËN		BOSCH edc15
1=Citroen Berlingo 2.0 HDI Bosch EDC15C2	BOSCH_EDC15 C2 29F400BT R/W		
2=Citroen C5 2.0 HDI Bosch EDC15C2			
3=Citroen C5 2.2 HDI Bosch EDC15C2			
4=Citroen C8 2.0 HDI Bosch EDC15C2			
5=Citroen Evasion 2.0 HDI Bosch EDC15C2			
6=Citroen Jumper 2.0 HDI Bosch EDC15C2			
7=Citroen Jumper 2.2 HDI Bosch EDC15C2			
8=Citroen Jumper 2.8 HDI Bosch EDC15C7			
9=Citroen Jumpy 2.0 HDI Bosch EDC15C2			
10=Citroen Picasso 2.0 HDI Bosch EDC15C2			
11=Citroen Synergie 2.0 HDI Bosch EDC15C2			
12=Citroen Xantia 2.0 HDI Bosch EDC15C2			
13=Citroen Xsara 2.0 HDI Bosch EDC15C2			
14=Citroen Xsara Picasso 2.0 HDI Bosch EDC15C2			
Auto=CITROËN	CITROËN		BOSCH edc16
BOSCH EDC16 ECU,1.4 HDi EDC16C3,BOSCH EDC16 BOSCH EDC16 ECU,1.4 HDi EDC16C34,BOSCH EDC16+ BOSCH EDC16 ECU,1.6 HDi 16V EDC16C3,BOSCH EDC16 BOSCH EDC16 ECU,1.6 HDi 16v EDC16C34,BOSCH EDC16+	BOSCH_EDC16 C2 29BL802CB R/W		
Auto=CITROËN	CITROËN		BOSCH edc16
Berlingo 2.0 HDI - BOSCH_EDC16 C2 29BL802CB R/W C5 2.0 HDI - BOSCH_EDC16 C2 29BL802CB R/W C5 2.2 HDI - BOSCH_EDC16 C2 29BL802CB R/W C8 2.0 HDI - BOSCH_EDC16 C2 29BL802CB R/W Evasion 2.0 HDI - BOSCH_EDC16 C2 29BL802CB R/W Jumper 2.0 HDI - BOSCH_EDC16 C2 29BL802CB R/W Jumper 2.2 HDI - BOSCH_EDC16 C2 29BL802CB R/W Jumper 2.8 HDI - BOSCH_EDC16 C2 29BL802CB R/W Jumpy 2.0 HDI - BOSCH_EDC16 C2 29BL802CB R/W Picasso 2.0 HDI - BOSCH_EDC16 C2 29BL802CB R/W Synergie 2.0 HDI - BOSCH_EDC16 C2 29BL802CB R/W Xantia 2.0 HDI - BOSCH_EDC16 C2 29BL802CB R/W Xsara 2.0 HDI - BOSCH_EDC16 C2 29BL802CB R/W Xsara Picasso 2.0 HDI - BOSCH_EDC16 C2 29BL802CB R/W	BOSCH_EDC16 C2 29BL802CB R/W		
Auto=CITROËN	CITROËN		BOSCH edc16
Berlingo 2.0 HDI - BOSCH_EDC16+ C34 M58BW0160 R/W C3 1.6 16V HDI - BOSCH_EDC16+ C34 M58BW0160 R/W C4 1.6 16V HDI - BOSCH_EDC16+ C34 M58BW0160 R/W C5 1.6 16V HDI - BOSCH_EDC16+ C34 M58BW0160 R/W C5 2.0 HDI - BOSCH_EDC16+ C34 M58BW0160 R/W C5 2.2 HDI - BOSCH_EDC16+ C34 M58BW0160 R/W C8 1.6 16V HDI - BOSCH_EDC16+ C34 M58BW0160 R/W C8 2.0 HDI - BOSCH_EDC16+ C34 M58BW0160 R/W Evasion 2.0 HDI - BOSCH_EDC16+ C34 M58BW0160 R/W Jumper 2.0 HDI - BOSCH_EDC16 C2 29BL802CB R/W Jumper 2.2 HDI - BOSCH_EDC16+ C34 M58BW0160 R/W Jumper 2.8 HDI - BOSCH_EDC16+ C34 M58BW0160 R/W Jumpy 2.0 HDI - BOSCH_EDC16+ C34 M58BW0160 R/W	BOSCH_EDC16+ C34 M58BW0160 R/W		



CITROËN **Software Chip**

DIESEL			
Auto=CITROËN		CITROËN	BOSCH edc16
Picasso 2.0 HDI - BOSCH_EDC16+ C34 M58BW0160 R/W Synergie 2.0 HDI - BOSCH_EDC16+ C34 M58BW0160 R/W Xantia 2.0 HDI - BOSCH_EDC16+ C34 M58BW0160 R/W Xsara 2.0 HDI - BOSCH_EDC16+ C34 M58BW0160 R/W Xsara Picasso 2.0 HDI - BOSCH_EDC16+ C34 M58BW0160 R/W		BOSCH_EDC16+ C34 M58BW0160 R/W	
Auto=CITROËN		CITROËN	SIEMENS
Berlingo 2.0 8V HDI 90CV E Read in Boot Mode, pin 28 Flash to mass C5 2.0 8V HDI 90CV E4 Read in Boot Mode, pin 28 Flash to mass Picasso 2.0 8V HDI 90CV E4 Read in Boot Mode, pin 28 Flash to mass Xantia 2.0 8V HDI 90CV E4 Read in Boot Mode, pin 28 Flash to mass Xara 2.0 8V HDI 90CV E4 Read in Boot Mode, pin 28 Flash to mass		SIEMENS SID 881/801 29F400BB R/W	
Auto=CITROËN		CITROËN	SIEMENS
C2 1.4 8V HDI 70CV E4 Read in Boot Mode, pin 28 Flash to mass C3 1.4 8V HDI 70CV E4 Read in Boot Mode, pin 28 Flash to mass Saxo 1.4 8V HDI 70CV E4 Read in Boot Mode, pin 28 Flash to mass		SIEMENS SID 804 29F400BB R/W	
Auto=CITROËN		CITROËN	SIEMENS
Berlingo 2.0 8V HDI 90CV E Boot Mode, pin 28 Flash to mass C1 1,4 8V HDI 70CV E4 Boot Mode, pin 28 Flash to mass C2 1,4 8V HDI 70CV E4 Boot Mode, pin 28 Flash to mass C3 1,4 8V HDI 70CV E4 Boot Mode, pin 28 Flash to mass C5 2.0 8V HDI 90CV E4 Boot Mode, pin 28 Flash to mass Picasso 2.0 8V HDI 90CV E4 Boot Mode, pin 28 Flash to mass Saxo 1,4 8V HDI 70CV E4 Boot Mode, pin 28 Flash to mass Xantia 2.0 8V HDI 90CV E4 Boot Mode, pin 28 Flash to mass Xara 2.0 8V HDI 90CV E4 Boot Mode, pin 28 Flash to mass		SID 881/801//804/806 29F400BB R/W	



FIAT		Software Chip	
GASOLINA			
Auto=Fiat	FIAT		GASOLINA
18=Fiat Bravo/Brava 1.2 Bosch M1.5.5	BOSCH M155 IBRIDA W		
Auto=Fiat	FIAT		GASOLINA
1=Fiat Punto 1.2 Bosch ME7.2.1 Euro2			
Auto=Fiat	FIAT		GASOLINA
1=Fiat Punto 1.2 Bosch ME7.H3			
2=Fiat Stilo 2.4 Bosch ME7.3.1			
Auto=Fiat	FIAT		GASOLINA
5=Fiat Bravo/Brava 2.0 Bosch ME7.3.1	BOSCH_ME2.1 IBRIDA W		
6=Fiat Bravo/Brava 2.0 20V Bosch ME3.1			
7=Fiat Coupe 2.0 20V Bosch ME3.1			
8=Fiat Marea 2.4 MDI 20V Bosch ME3.1			
Auto=Fiat	FIAT		GASOLINA
Fiat Bravo/Brava 2.0 ME2.1 Only Write Fiat Bravo/Brava 2.0 20V ME2.1 Only Write Fiat Coupe 2.0 20V ME2.1 Only Write Fiat Marea 2.4 MDI 20V ME2.1 Only Write	BOSCH_ME2.1 IBRIDA W		
Auto=Fiat	FIAT		GASOLINA
500 1.0/1.1 E3 IAW 59F MICRO ST10F186 600 1.0/1.1 E3 IAW 59F Doblò 1.2 8v MPI E3 IAW 59F Panda 1.0/ 1.1 E3 IAW 59F Punto 1.2 8v MPI E3 IAW 59F	MARELLI_IAW 4AF 59F IBRIDA R/W		
Auto=Fiat	FIAT		GASOLINA
Bravo 1.6 16V IAE 49F Bravo 1.6 16V IAE 4EF Stilo 1.6 16V IAE 5NF Multipla 1.6 16V IAE 5NF	MARELLI_IAW 49F /4EF IBRIDA R/W		
Auto=Fiat	FIAT		GASOLINA
Multipla 1.6 16V IAE 5NF Read in Boot Mode, see PDF in documents MICRO MOTOROLA New Panda 1.2 16V IAW 5NF Panda 1.2 8V IAW 5NF Read in Boot Mode, see PDF in documents Punto 1.2 8V IAW 59F Stilo 1.6 16V IAW 5NF Read in Boot Mode, see PDF in documents	MARELLI_IAW 59F /5NF IBRIDA R/W		
Auto=Fiat	FIAT		GASOLINA
Fiat Punto 1.2 Bosch ME7.3.1 Boot Mode, pin 20 to mass Boot Mode Fiat Stilo 2.4 Bosch ME7.3.1	BOSCH_ME73H4 EURO 4 IBRIDA R/W		
Auto=Fiat	FIAT		GASOLINA
Fiat Bravo/a 2.0 ME2.1 Boot Mode, pin 20 to mass Fiat Bravo/a 2.0 20V ME2.1 Boot Mode, pin 20 to mass Fiat Coupe 2.0 20V ME2.1 Boot Mode, pin 20 to mass Fiat Marea 2.4 MDI 20V ME2.1 Boot Mode, pin 20 to mass	BOSCH_ME7.2.1 EURO 3 IBRIDA R/W		



FIAT Software Chip

GASOLINA			
Auto=FIAT	FIAT		GASOLINA
Fiat Punto 1.2 ME7.2.1 Euro3 Boot Mode, pin 20 to mass	BOSCH_ME7.2.1 E3 IBRIDA R/W		
Auto=FIAT	FIAT		GASOLINA
Fiat Doblò 1.3 16V ME7.3.1 Boot Mode, pin 20 to mass	BOSCH_ME7.3.1HA EURO 4 IBRIDA R/W		
Fiat Palio 1.0 16V ME7.3.1 Boot Mode, pin 20 to mass			
Fiat Palio 1.3 16V ME7.3.1 Boot Mode, pin 20 to mass			



FERRARI Software Chip

GASOLINA			
Auto=FERRARI	FERRARI		GASOLINA
355 E 456 M5.2 CC460	M52 BOSCH MOTRONIC MICRO CC460 W		
Modena 3.6 Bosch ME7.3H4 Boot Mode, pin 20 Flash to mass			
430 4.3 V8 Bosch ME7.3.2 Read in Boot Mode, see PDF in doc.			



FIAT		Software Chip	
DIESEL			
Auto=Fiat		FIAT	
6=Fiat Bravo/Brava 1.9 JTD Bosch EDC15C5		BOSCH_EDC 15C E2 R/W	BOSCH edc15
7=Fiat Multipla 1.9 JTD Bosch EDC15C5			
8=Fiat Marea 1.9 JTD Bosch EDC15C5			
9=Fiat Marea 2.4 JTD Bosch EDC15C5			
Auto=Fiat:		FIAT	
1=Fiat Punto 1.9 JTD Bosch EDC15C6		BOSCH_EDC15 C6 29F400BT R/W	BOSCH edc15
2=Fiat Punto 1.9 JTD Bosch EDC15C7			
Auto=Fiat:		FIAT	
6=Fiat Bravo/Brava 1.9 JTD Bosch EDC15C7		BOSCH_EDC 15C E3 29F400BT R/W	BOSCH edc15
7=Fiat Doblo 1.9 JTD Bosch EDC15C7			
8=Fiat Ducato 2.0 JTD Bosch EDC15C7			
9=Fiat Ducato 2.3 JTD Bosch EDC15C7			
10=Fiat Ducato 2.8 JTD Bosch EDC15C7			
11=Fiat Marea 1.9 JTD Bosch EDC15C7			
12=Fiat Marea 2.4 JTD Bosch EDC15C7			
13=Fiat Multipla 1.9 JTD Bosch EDC15C7			
14=Fiat Scudo 2.0 JTD Bosch EDC15C7			
15=Fiat Stilo 1.9 JTD Bosch EDC15C7			
16=Fiat Palio 1.9 JTD EDC15C7			
Auto=Fiat:		FIAT	
15=Fiat Ulysse 2.0 JTD 16V Bosch EDC15C2			BOSCH edc15
16=Fiat Ulysse 2.2 JTD 16V Bosch EDC15C2			
Auto=Fiat:		FIAT	
FIAT,CROMA,1.9 MJT 110Kw,BOSCH EDC16+ C39		BOSCH_EDC 16+ C39 M58BW0160 R/W	BOSCH edc16
FIAT,CROMA,1.9 MJT 88Kw,BOSCH EDC16+ C39			
FIAT,CROMA,2.4 MJT 147Kw,BOSCH EDC16+ C39			
FIAT,DOBLÓ,1.3 MJ 16V,MARELLI Fiat 1.3 MJ			BOSCH edc16
FIAT,GRANDE PUNTO,1.9 MJT 120 88Kw,BOSCH EDC16+ C39			
FIAT,GRANDE PUNTO,1.9 MJT 130 96Kw,BOSCH EDC16+ C39			
FIAT,PUNTO,1.9 MJ,BOSCH EDC16			
Auto=Fiat:		FIAT	
FIAT,IDEA,1.9 MJ,BOSCH EDC16		BOSCH_EDC 16C9 29BL802CB R/W	BOSCH edc16
FIAT,STILO,1.9 MJ 16V,BOSCH EDC16			
FIAT,PANDA,1.3 MJ 16V,MARELLI Fiat 1.3 MJ		IAW MJD6JFH MPC555 R/W	BOSCH edc16
FIAT,PUNTO,1.3 MJ 16V,MARELLI Fiat 1.3 MJ			
FIAT,IDEA,1.3 MJ 16V,MARELLI Fiat 1.3 MJ			
FIAT,MULTIPLA,1.9 MJT 120 88Kw,BOSCH EDC16+ C39			
Auto=Fiat:		FIAT	
Fiat Stilo 1.9 16v MJ E4DC16C8		BOSCH_EDC 16C8 IBRIDA R/W	BOSCH edc16
Auto=Fiat:		FIAT	
FIAT,IDEA,1.9 MJ,BOSCH EDC16 C39		BOSCH_EDC 16+ C39 M58BW0160 R/W	BOSCH edc16
Fiat Stilo 1.9 16v MJ E4DC16C8			



FORD **Software Chip**

DIESEL		
Auto=Ford		BOSCH edc15
1=Ford Galaxy 1.9 TDi PD Bosch EDC15P		
Auto=Ford:		BOSCH edc16
FORD,C-MAX,1.6 TDCi EDC16C3,BOSCH EDC16 FORD,FOCUS,1.6 TDCi EDC16C34,BOSCH EDC16+ Focus 16 HDI 110 CV E4	BOSCH EDC+16C34 M58BW0160 R/W	



	HOLLAND	Software Chip
---	---------	---------------

DIESEL			
TRACTOR			
Auto=New Holland:		BOSCH edc16	
NEW HOLLAND,TS,100A EDC7C1,BOSCH EDC7C1/2/3			
NEW HOLLAND,TS,110A EDC7C1,BOSCH EDC7C1/2/3			
NEW HOLLAND,TS,115A EDC7C1,BOSCH EDC7C1/2/3			
NEW HOLLAND,TS,125A EDC7C1,BOSCH EDC7C1/2/3			
NEW HOLLAND,TS,135A EDC7C1,BOSCH EDC7C1/2/3			



HONDA The Power of Dreams **HONDA** Software Chip








GASOLINA	
Auto=HONDA	HONDA The Power of Dreams
HONDA Jetz 1.4 16V Boot Mode, pin 24 Flash to mass	BOSCH_ME7.1.9 29F800BT R/W



HONDA The Power of Dreams **HONDA** Software Chip

DIESEL			
Auto=HONDA	HONDA The Power of Dreams		BOSCH edc15
1=Honda Civic 15 Dti	BOSCH_EDC15 C7 29F400BT R/W		
Auto=HONDA	HONDA The Power of Dreams		BOSCH edc16
HONDA, ACCORD, 2.2i-CTDi EDC16C7, BOSCH EDC16 HONDA, CIVIC, 2.2i-CTDi EDC16C2, BOSCH EDC16 CR-V 2.2 i-CTDi FR-V 2.2 i-CTDi	BOSCH_EDC16 C31 29BL802CB R/W		



HYUNDAI		Software Chip	
DIESEL			
Auto=Hyundai:			BOSCH edc15
1=Hyundai Accent 1.5 CRDI Bosch EDC15C2 - 82 cv		BOSCH_EDC15 C2 29F400BT R/W	
2=Hyundai Elantra 2.0 CRDI Bosch EDC15C2 - 112 cv			
3=Hyundai Matrix 1.5 CRDI Bosch EDC15C2 - 82 cv			
4=Hyundai Santa Fe 2.0 CRDI Bosch EDC15C2 - 112 cv & 125 cv			
5=Hyundai Trajet 2.0 CRDI Bosch EDC15C2 - 112 cv			
6=Hyundai Tucson 2.0 CRDI Bosch EDC15C2 - 112 cv			
7=Hyundai Starex 2.5 CRDI Bosch EDC15C2			
Auto=Hyundai:			BOSCH edc16
1=Hyundai Accent 1.5 CRDI Bosch EDC16+ - 110 cv		BOSCH_EDC16 C39 M58BW0160 R/W	
2=Hyundai Elantra 2.2 CRDI Bosch EDC16+ - 150 cv			
3=Hyundai Matrix 1.5 CRDI Bosch EDC16+ - 110 cv			
4=Hyundai Santa Fe 2.2 CRDI Bosch EDC16+ - 140 cv & 150 cv			
5=Hyundai Trajet 2.0 CRDI Bosch EDC16+ - 140 cv			
6=Hyundai Tucson 2.0 CRDI Bosch EDC16+ - 140 cv			
7=Hyundai H1 2.5 CRDI Bosch EDC16+ - 140 cv			
8=Hyundai Sonata 2.2 CRDI Bosch EDC16+ - 140 cv			
Auto=Hyundai:			BOSCH edc16
GETZ,1.5CRDI 81kw Euro 4 EDC16C39,BOSCH EDC16+		BOSCH_EDC16 C39 M58BW0160 R/W	
SANTA FE,2.2CRDI 4WD 110kw EDC16C39,BOSCH EDC16+			
TUCSON,2.0CRDI VGT 103kw Euro 4 EDC16C39,BOSCH EDC16+			
Auto=Hyundai:			DELPHI
Hyundai Terracan 2.9 DDCR		DELPHI DDCR 29F200BB R/W	



ISUZU Software Chip

DIESEL		ISUZU		BOSCH edc15
Auto=Izuzu				
1=Izuzu 2.0 16V DI Bosch EDC15M				
2=Izuzu 2.5 16V TDi Bosch EDC15M - 100 cv				
3=Izuzu 3.0 16V TDi Bosch EDC15M . 130 cv				
Isuzu C Max 3.0 DTI				




IVECO Software Chip




DIESEL		
CAMIÓN	IVECO	BOSCH edc16
Auto=Iveco:		
Daily 2.5, 2.8, 3.0 4CIL.	B. EDC16 C8 29BL802CB R/W	
CAMIÓN	IVECO	BOSCH edc16
Auto=Iveco:		
Daily MS6.3 16-6	BOSCH_MS6.3 29F200BT R/W	
CAMIÓN	IVECO	BOSCH edc16
Auto=Iveco:		
IVECO,DAILY,29 L 10 2300 EDC16,BOSCH EDC16	BOSCH_EDC16 C8 29BL802CB R/W	
IVECO,DAILY,29 L 12 2300 EDC16,BOSCH EDC16		
IVECO,DAILY,35 C 10 2300 EDC16,BOSCH EDC16		
IVECO,DAILY,35 C 12 2300 EDC16,BOSCH EDC16		
IVECO,DAILY,35 C 13 2800 EDC16,BOSCH EDC16		
IVECO,DAILY,35 C 14 3000 EDC16,BOSCH EDC16		
IVECO,DAILY,35 C 15 2800 EDC16,BOSCH EDC16		
IVECO,DAILY,35 C 17 3000 EDC16,BOSCH EDC16		
IVECO,DAILY,35 C 9 2800 EDC16,BOSCH EDC16		
IVECO,DAILY,35 S 10 2300 EDC16,BOSCH EDC16		
IVECO,DAILY,35 S 13 2800 EDC16,BOSCH EDC16		
IVECO,DAILY,40 C 15 2800 EDC16,BOSCH EDC16		
IVECO,DAILY,65 C 15 2800 EDC16,BOSCH EDC16		
CAMIÓN		
Auto=Iveco:		
IVECO,TECTOR,130hp 4cyl EDC7C1,BOSCH EDC7C1/2/3	BOSCH_EDC7 /C1 /C2 MPC555 R/W	
IVECO,TECTOR,150hp 4cyl EDC7C1,BOSCH EDC7C1/2/3		
IVECO,TECTOR,170hp 4cyl EDC7C1,BOSCH EDC7C1/2/3		
IVECO,TECTOR,180hp 6cyl EDC7C1,BOSCH EDC7C1/2/3		
IVECO,TECTOR,210hp 6cyl EDC7C1,BOSCH EDC7C1/2/3		
IVECO,TECTOR,240hp 6cyl EDC7C1,BOSCH EDC7C1/2/3		
IVECO,TECTOR,280hp 6cyl EDC7C1,BOSCH EDC7C1/2/3		



Jeep **Software Chip**

DIESEL		
Auto=Jeep:	Jeep	BOSCH edc15
1=Chrysler Grand Cherokee 2.7 CRD Bosch EDC15C2	BOSCH_EDC15 C2 29F400BT R/W	
2=Chrysler Jeep Cherokee 2.5 CRD Bosch EDC15C2		
3=Chrysler Jeep Cherokee 2.8 CRD Bosch EDC15C2		
Auto=Jeep:	Jeep	BOSCH edc16
JEEP,Cherokee,2.8 CRD 120KW,BOSCH EDC16		
JEEP,Grand Cherokee,3.0 V6 CRD Euro 4 160KW,BOSCH EDC16+ CP3x		



KIA KIA		Software Chip	
DIESEL			
Auto=Kia		BOSCH edc15	
7=Kia Carens 2.0 CRDi 16V Bosch EDC15C2 - 112 cv		BOSCH_EDC15 C2 29F400BT R/W	
8=Kia Sorento 2.5 CRDi Bosch EDC15C2 - 140 cv			
9=Kia Sportage 2.0 CRDi Bosch EDC15C2 - 112 cv			
10=Hyundai Cerato 1.5 CRDI Bosch EDC15C2 - 102 cv			
11=Kia Cerato 2.0 CRDi Bosch EDC15C2 - 112 cv			
Auto=Kia		BOSCH edc16	
9=Kia Rio 1.5 CRDi Bosch EDC16+ - 110 cv		BOSCH_EDC16+C39 M58BW0160 R/W	
10=Kia Cerato 2.0 CRDi Bosch EDC16+ - 140 cv			
11=Kia Magentis 2.0 CRDi Bosch EDC16+ - 140 cv			
12=Kia Carens 2.0 CRDi 16V Bosch EDC16+ - 140 cv			
13=Kia Sorento 2.5 CRDi Bosch EDC16+ - 170 cv			
14=Kia Sportage 2.0 CRDi Bosch EDC16+ - 140 cv			
Auto=Kia:		BOSCH edc16	
RIO,1.5CRDI 81kw Euro 4 EDC16C39,BOSCH EDC16+		BOSCH_EDC16+C39 M58BW0160 R/W	
SPORTAGE,2.0CRDI VGT 103kw Euro 4 EDC16C39,BOSCH EDC16+			
Auto=Kia:		DELPHI	
Kia Cárnival 2.9 DDCR		DELPHI DDCR 29F200BB R/W	








LANCIA **Software Chip**

GASOLINA		
Auto=Lancia	LANCIA	GASOLINA
13=Lancia Lybra 2.0 Bosch ME7.3.1	BOSCH_ME7.3.1HA EURO 4 IBRIDA R/W	
14=Lancia Thesis 2.0 Turbo Bosch ME7.3.1		
Auto=Lancia	LANCIA	GASOLINA
9=Lancia Lybra 2.0 i 20V Bosch ME3.1		
Lancia Lybra 2.0 i 20V ME2.1 Only Write	BOSCH_ME2.1 IBRIDA W	
Lancia Lybra 2.0 i 20V ME2.1 Boot Mode, pin 20 to mass	BOSCH_ME7.2.1 EURO 3 IBRIDA R/W	
Auto=Lancia	LANCIA	GASOLINA
2=Lancia Y 1.2 Bosch ME7.2.1 Euro2		
Lancia Y 1.2 Bosch ME7.3.1 Boot Mode, pin 20 to mass	BOSCH_ME73H4 EURO 4 IBRIDA R/W	
Auto=Lancia	LANCIA	GASOLINA
3=Lancia Y 1.2 Bosch ME7.H3		
Lancia Y 1.2 ME7.2.1 Euro3 Boot Mode, pin 20 to mass	BOSCH_ME7.2.1 EURO3 IBRIDA R/W	



LANCIA **Software Chip**

DIESEL			
Auto=Lancia:		 LANCIA	
BOSCH edc15			
10=Lancia K 2.4 JTD Bosch EDC15C5	BOSCH_EDC 15C E2 RW		
11=Lancia Lybra 1.9 JTD Bosch EDC15C5			
12=Lancia Lybra 2.4 JTD Bosch EDC15C5			
13=Lancia Z 2.0 JTD Bosch EDC15C5			
Auto=Lancia:		 LANCIA	
BOSCH edc15			
16=Lancia Lybra 1.9 JTD Bosch EDC15C7	BOSCH_EDC 15C E3 29F400BT RW		
17=Lancia Lybra 2.4 JTD Bosch EDC15C7			
18=Lancia Thesis 2.4 JTD Bosch EDC15C7			
Auto=Lancia:		 LANCIA	
BOSCH edc16			
LANCIA,MUSA,1.3 MJ 16V,MARELLI Fiat 1.3 MJ			
LANCIA,MUSA,1.9 MJ,BOSCH EDC16			
LANCIA,THESIS,2.4 JTD 20V,BOSCH EDC16			
LANCIA,YPSILON,1.3 MJ 16V,MARELLI Fiat 1.3 MJ			



LAND ROVER Software Chip

DIESEL



CENTRALITA CR DSP62
CENTRALITA CR DSP82



SIEMENS

Power Chip

DESCRIPCIÓN DEL PRODUCTO


En los vehículos turismos está probado que la tecnología de inyección piezoeléctrica es la que actualmente marca las pautas para la reducción de emisiones internas en los motores diesel y los gasolina de cuatro tiempos.

La Centralita digital Power Chip de NTDD permite la comunicación digital a través de un interface a los conectores de los inyectores del vehículo. Las funciones básicas de la Centralita Power Chip



Con la nueva Centralita NTDD para Common rail Siemens nos permite controlar la inyección a través de los inyectores, creando el control de los tiempos de inyección así como la cantidad de caudal que se debe de inyectar en cada momento (Powertrain-Controller).

Con este sistema los fabricantes llegan a cumplir la normativa de emisiones EURO V.

NTDD gracias al sistema desarrollado y al control sobre la inyección nos permite diseñar diferentes curvas de inyección, unas donde prime el ahorro de combustible, aumentando el par motor y otras la potencia final, incluso se puede mejorar ambos aspectos consiguiendo la satisfacción plena del Cliente






MAN		Software Chip	
DIESEL			
CAMIÓN		BOSCH edc15	
Auto=Man:			
MAN, TG-A, 350hp 6cyl EDC7C3, BOSCH EDC7C1/2/3		BOSCH_EDC7 C1/2/3 MPC555 R/W	
MAN, TG-A, 390hp 6cyl EDC7C3, BOSCH EDC7C1/2/3			
MAN, TG-A, 430hp 6cyl EDC7C3, BOSCH EDC7C1/2/3			
MAN, TG-A, 480hp 6cyl EDC7C3, BOSCH EDC7C1/2/3			
MAN, TG-A, 530hp 6cyl EDC7C3, BOSCH EDC7C1/2/3			
CAMIÓN		BOSCH edc15	
Auto=Man:			
MS6.2 16-6		BOSCH_MS6.2 29F400BT R/W	




MASERATI **Software Chip**

GASOLINA			
Auto=MASERATI			GASOLINA
Coupe V8 4200 MED71 Only write		MED71 BOSCH Motronic 29F800BB W	
Coupe Race Gear Box V8 4200 Only write			
Spider V8 4200 MED71 Only write			
Spider Race Gear Box V8 4200 Only write			





 **MG** **Software Chip**

GASOLINA			
Auto=Rover			GASOLINA
Freelander 2.0 16V 3	ROVER_MEMS 29F200B R/W		
MG Rover ZR 140 ZR 160 3			
Rover 25 1.4 1.6 16V 3			
Rover 45 1.6 1.8+D45 16V 3			
Rover 75 1.6 2.0 16V 3			



 **MG** **Software Chip**

DIESEL			
Auto=MG			BOSCH edc15
1=Rover 75 2.0 CDT Bosch DDE4.0 112 - 131 CV		BOSCH_EDC 15C DDE 29F400BT R/W	
2=Rover 75 Tourer 2.0 CDT Bosch DDE4.0 112 - 131 CV			
3=Rover MG ZT 2.0 CDT Bosch DDE4.0			
4=Rover MG ZT Tourer 2.0 CDT Bosch DDE4.0			



Mercedes-Benz	MERCEDES	Software Chip
---------------	-----------------	----------------------

GASOLINA		
Auto=Mercedes:	Mercedes-Benz	GASOLINA
CLK cabrio 2.4 Read in Boot Mode, pin 24 Flash to mass Motronic CLK cabrio 3.2 Read in Boot Mode, pin 24 Flash to mass CLK cabrio 5.0 Read in Boot Mode, pin 24 Flash to mass C-Klasse (W201) 1.8 Read in Boot Mode, pin 24 Flash to mass C-Klasse (W203) 2.0 Read in Boot Mode, pin 24 Flash to mass C-Klasse (W201) 2.4 Read in Boot Mode, pin 24 Flash to mass C-Klasse (W203) 3.2 Read in Boot Mode, pin 24 Flash to mass C-Klasse (W203) 2.2 Read in Boot Mode, pin 24 Flash to mass C-Klasse (W203) 2.7 Read in Boot Mode, pin 24 Flash to mass C-Klasse (W203) 3.2 Read in Boot Mode, pin 24 Flash to mass E-Klasse (W210) 2.4 Read in Boot Mode, pin 24 Flash to mass E-Klasse (W210) 3.2 Read in Boot Mode, pin 24 Flash to mass E-Klasse (W210) 4.3 Read in Boot Mode, pin 24 Flash to mass E-Klasse (W210) 5.0 Read in Boot Mode, pin 24 Flash to mass G-Klasse 2.7 Read in Boot Mode, pin 24 Flash to mass G-Klasse 4.0 Read in Boot Mode, pin 24 Flash to mass M-Klasse 2.7 Read in Boot Mode, pin 24 Flash to mass ML-Klasse 2.7 Read in Boot Mode, pin 24 Flash to mass ML-Klasse 4.0 Read in Boot Mode, pin 24 Flash to mass S-Klasse (280) 3.2 Read in Boot Mode, pin 24 Flash to mass S-Klasse (280) 4.3 Read in Boot Mode, pin 24 Flash to mass S-Klasse (280) 5.0 Read in Boot Mode, pin 24 Flash to mass S-Klasse (280) 5.5 SL-Klasse (R230) 5.0 SL-Klasse (R230) 5.5 SLK 2.4 Read in Boot Mode, pin 24 Flash to mass SLK 3.2 Read in Boot Mode, pin 24 Flash to mass SLK 5.5 E55 M113	BOSCH_ME7.2.8 29F400BB R/W	
Auto=Mercedes:	Mercedes-Benz	GASOLINA
C-Klasse (W201) 1.8 Read in Boot Mode, pin 24 Flash to mass Motronic C-Klasse (W203) 2.0 Read in Boot Mode, pin 24 Flash to mass C-Klasse (W201) 2.4 Read in Boot Mode, pin 24 Flash to mass C-Klasse (W203) 3.2 Read in Boot Mode, pin 24 Flash to mass C-Klasse (W203) 2.2 Read in Boot Mode, pin 24 Flash to mass C-Klasse (W203) 2.7 Read in Boot Mode, pin 24 Flash to mass C-Klasse (W203) 3.2 Read in Boot Mode, pin 24 Flash to mass CLK cabrio 2.4 CLK cabrio 3.2 CLK cabrio 5.0 Read in Boot Mode, pin 24 Flash to mass E-Klasse (W210) 2.4 Read in Boot Mode, pin 24 Flash to mass E-Klasse (W210) 3.2 Read in Boot Mode, pin 24 Flash to mass E-Klasse (W210) 4.3 Read in Boot Mode, pin 24 Flash to mass E-Klasse (W210) 5.0 Read in Boot Mode, pin 24 Flash to mass G-Klasse 2.7 Read in Boot Mode, pin 24 Flash to mass G-Klasse 4.0 Read in Boot Mode, pin 24 Flash to mass M-Klasse 2.7 Read in Boot Mode, pin 24 Flash to mass ML-Klasse 2.7 Read in Boot Mode, pin 24 Flash to mass ML-Klasse 4.0 Read in Boot Mode, pin 24 Flash to mass S-Klasse (W280) 3.2 Read in Boot Mode, pin 24 Flash to mass S-Klasse (W280) 4.3 Read in Boot Mode, pin 24 Flash to mass	BOSCH_ME7.2.8 AMG 29F400BB R/W	




Mercedes-Benz	MERCEDES	Software Chip
---------------	----------	---------------

GASOLINA		
Auto=Mercedes:	Mercedes-Benz	GASOLINA
S-Klasse (W280) 5.0 Read in Boot Mode, pin 24 Flash to mass SLK 2.4 Read in Boot Mode, pin 24 Flash to mass SLK 3.2 Read in Boot Mode, pin 24 Flash to mass	BOSCH_ME7.2.8 AMG 29F400BB R/W	
Auto=Mercedes:	Mercedes-Benz	GASOLINA
C-Klasse (W201) 1.8 Motronic C-Klasse (W202) 2.0 C200K C-Klasse (W202) 2.3 C200K C-Klasse (W203) 2.0 C-Klasse (W201) 2.4 C-Klasse (W203) 3.2 C-Klasse (W203) 2.2 C-Klasse (W203) 2.7 C-Klasse (W203) 3.2 CLK (W208) 2.0 CLK200K CLK (W208) 2.3 CLK230K CLK cabrio 2.4 CLK cabrio 3.2 CLK cabrio 5.0 E-Klasse (W210) 2.0 E200K E-Klasse (W210) 2.4 E-Klasse (W210) 3.2 E-Klasse (W210) 4.3 E-Klasse (W210) 5.0 G-Klasse 2.7 G-Klasse 4.0 M-Klasse 2.7 ML-Klasse 2.7 ML-Klasse 4.0 S-Klasse (W280) 3.2 S-Klasse (W280) 4.3 S-Klasse (W280) 5.0 SLK 2.0 SLK200K SLK 2.3 SLK230K SLK 2.4 SLK 3.2	BOSCH_ME2.1 28F200BB R/W	
Auto=Mercedes:	Mercedes-Benz	GASOLINA
C-Klasse (W201) 1.8 C-Klasse (W203) 2.0 C-Klasse (W201) 2.4 C-Klasse (W203) 3.2 C-Klasse (W203) 2.2 C-Klasse (W203) 2.7 C-Klasse (W203) 3.2 CLK cabrio 2.4 CLK cabrio 3.2 CLK cabrio 5.0 E-Klasse (W210) 2.4 E-Klasse (W210) 3.2 E-Klasse (W210) 4.3	SIEMENS_5WK9 29F400BB R/W	



 Mercedes Benz	MERCEDES	Software Chip
---	----------	---------------

GASOLINA					
Auto=Mercedes:		 Mercedes Benz	GASOLINA		
E-Klasse (W210) 5.0					
G-Klasse 2.7					
G-Klasse 4.0					
M-Klasse 2.7					
ML-Klasse 2.7					
ML-Klasse 4.0					
S-Klasse (W280) 3.2					
S-Klasse (W280) 4.3					
S-Klasse (W280) 5.0					
SLK 2.4					
SLK 3.2					
		SIEMENS_5WK9 29F400BB R/W			



Mercedes-Benz	MERCEDES	Software Chip
---------------	----------	---------------









DIESEL		
Auto=Mercedes:	Mercedes-Benz	BOSCH edc15
1=Mercedes A-Klasse 1.7 CDI Bosch EDC15C6	BOSCH_EDC15 C6 29F400BT R/W	
2=Mercedes C-Klasse (W201) 2.2 CDI Bosch EDC15C6		
3=Mercedes C-Klasse (W201) 2.7 CDI Bosch EDC15C6		
4=Mercedes C-Klasse (W203) 2.0 CDI Bosch EDC15C6		
5=Mercedes C-Klasse (W203) 2.2 CDI Bosch EDC15C5		
6=Mercedes C-Klasse (W203) 2.2 CDI Bosch EDC15C6		
7=Mercedes C-Klasse (W203) 2.7 CDI Bosch EDC15C6		
8=Mercedes C-Klasse (W203) 3.2 CDI Bosch EDC15C6		
9=Mercedes E-Klasse (W210) 2.0 CDI Bosch EDC15C6		
10=Mercedes E-Klasse (W210) 2.2 CDI Bosch EDC15C6		
11=Mercedes E-Klasse (W210) 2.7 CDI Bosch EDC15C6		
12=Mercedes E-Klasse (W210) 3.2 CDI Bosch EDC15C6		
13=Mercedes G-Klasse 2.7 CDI Bosch EDC15C6		
14=Mercedes G-Klasse 4.0 CDI Bosch EDC15C6		
15=Mercedes M-Klasse 2.7 CDI Bosch EDC15C6		
16=Mercedes ML-Klasse 2.7 CDI Bosch EDC15C6		
17=Mercedes ML-Klasse 4.0 CDI Bosch EDC15C6		
18=Mercedes S-Klasse (W280) 3.2 CDI Bosch EDC15C6		
19=Mercedes S-Klasse (W280) 4.0 CDI Bosch EDC15C6		
20=Mercedes V-Klasse 2.0 CDI Bosch EDC15C6		
21=Mercedes V-Klasse 2.2 CDI Bosch EDC15C6		
22=Mercedes Vito 2.2 CDI Bosch EDC15C6		
Auto=Mercedes:	Mercedes-Benz	BOSCH edc15
1=Mercedes A-Klasse 1.7 CDI Bosch EDC15C5	BOSCH_EDC15 C5 29F400BT R/W	
2=Mercedes C-Klasse (W201) 2.2 CDI Bosch EDC15C5		
3=Mercedes M-Klasse 3.2 CDI Bosch EDC15C		
4=Mercedes Sprinter 2.2 CDI Bosch EDC15C		
5=Mercedes V-Klasse 2.2 CDI Bosch EDC15C5		
6=Mercedes Vito 2.2 CDI Bosch EDC15C5		
Auto=Mercedes:	Mercedes-Benz	BOSCH edc16
A Klasse,160CDI 60Kw EDC16CP31,BOSCH EDC16+ CP3x	BOSCH_EDC16 C2_4 29BL802CB R/W	
A Klasse,180CDI 80Kw EDC16CP31,BOSCH EDC16+ CP3x		
A Klasse,200CDI 103Kw EDC16CP31,BOSCH EDC16+ CP3x		
B Klasse,180CDI 80Kw EDC16CP31,BOSCH EDC16+ CP3x		
B Klasse,200CDI 103Kw EDC16CP31,BOSCH EDC16+ CP3x		
MERCEDES,C Klasse,200CDI EDC16C/C2,BOSCH EDC16		
MERCEDES,C Klasse,220CDI EDC16C/C2,BOSCH EDC16		
MERCEDES,C Klasse,270CDI EDC16C/C2,BOSCH EDC16		
MERCEDES,C Klasse,320CDI V6 EDC16CP31,BOSCH EDC16+ CP3x		
MERCEDES,CLK Klasse,270CDI EDC16C/C2,BOSCH EDC16		
MERCEDES,E Klasse,200CDI EDC16C/C2,BOSCH EDC16		
MERCEDES,E Klasse,220CDI EDC16C/C2,BOSCH EDC16		
MERCEDES,E Klasse,270CDI EDC16C/C2,BOSCH EDC16		
MERCEDES,E Klasse,280CDI V6 EDC16CP31,BOSCH EDC16+ CP3x		
MERCEDES,E Klasse,320CDI EDC16C/C2,BOSCH EDC16		
MERCEDES,E Klasse,320CDI V6 EDC16CP31,BOSCH EDC16+ CP3x		
MERCEDES,ML Klasse,280CDI V6 EDC16CP31,BOSCH EDC16+ CP3x		
MERCEDES,ML Klasse,320CDI V6 EDC16CP31,BOSCH EDC16+ CP3x		
MERCEDES,R Klasse,320CDI V6 EDC16CP31,BOSCH EDC16+ CP3x		



Mercedes-Benz	MERCEDES	Software Chip
---------------	----------	---------------

DIESEL		
Auto=Mercedes:		
MERCEDES,S Klasse,320CDI EDC16C/C2,BOSCH EDC16 MERCEDES,S Klasse,320CDI V6 EDC16CP31,BOSCH EDC16+ CP3x MERCEDES,VIANO,CDI EDC16C/C2,BOSCH EDC16 MERCEDES,VITO,CDI EDC16C/C2,BOSCH EDC16	Mercedes-Benz BOSCH_EDC16 C2_4 29BL802CB R/W	BOSCH edc16
Auto=Mercedes:		
C-Klasse (W201) 2.2 CDI C-Klasse (W201) 2.7 CDI C-Klasse (W203) 2.0 CDI C-Klasse (W203) 2.2 CDI C-Klasse (W203) 2.2 CDI C-Klasse (W203) 2.7 CDI C-Klasse (W203) 3.2 CDI E-Klasse (W210/W211) 2.0 CDI E-Klasse (W210/W211) 2.2 CDI E-Klasse (W210) 2.7 CDI E-Klasse (W210) 3.2 CDI G-Klasse 2.7 CDI G-Klasse 4.0 CDI M-Klasse 2.7 CDI ML-Klasse 2.7 CDI ML-Klasse 4.0 CDI S-Klasse (280) 3.2 CDI S-Klasse (280) 4.0 CDI V-Klasse 2.0 CDI V-Klasse 2.2 CDI Vito 2.2 CDI	Mercedes-Benz BOSCH_EDC16 C2_4 29BL802CB R/W	BOSCH edc16
Auto=Mercedes:		
A-Klasse 1.8 CDI P231C54 A-Klasse 2.0 CDI C-Klasse (W201) 2.2 CDI C-Klasse (W201) 2.7 CDI C-Klasse (W203) 2.0 CDI C-Klasse (W203) 2.2 CDI C-Klasse (W203) 2.2 CDI C-Klasse (W203) 2.7 CDI C-Klasse (W203) 3.2 CDI CLK-Klasse (W208) 2.7 CDI E-Klasse (W210/W211) 2.0 CDI E-Klasse (W210/W211) 2.2 CDI E-Klasse (W210/W211) 2.7 CDI E-Klasse (W211) 2.8 CDI E-Klasse (W210) 3.2 CDI G-Klasse 2.7 CDI G-Klasse 4.0 CDI M-Klasse 2.7 CDI ML-Klasse 2.7 CDI ML-Klasse 4.0 CDI S-Klasse (280) 3.2 CDI S-Klasse (280) 4.0 CDI	Mercedes-Benz BOSCH_EDC16 C2_7 29BL802CB R/W	BOSCH edc16



 Mercedes-Benz		MERCEDES		Software Chip
DIESEL				
Auto=Mercedes:		 Mercedes-Benz		BOSCH edc16
V-Klasse 2.0 CDI V-Klasse 2.2 CDI Vito 2.2 CDI Viano 2.2 CDI		BOSCH_EDC16 C2_7 29BL802CB R/W		
Auto=Mercedes:		 Mercedes-Benz		BOSCH edc16
E-Klasse (W210/W211) 2.8 CDI E-Klasse (W211) 3.0 V6 CDI E-Klasse (W210) 3.2 CDI G-Klasse 2.8 CDI ML-Klasse 2.8 CDI ML-Klasse 3.2 CDI S-Klasse (W220) 3.0 V6 CDI S-Klasse (W280) 3.2 CDI		BOSCH_EDC16 + CP31 M58BW0160 R/W		
Auto=Mercedes:		 Mercedes-Benz		BOSCH edc16
A-Klasse 1.6 EDC16+ C32 A-Klasse 1.8 EDC16+ C32 A-Klasse 2.0 EDC16+ C32		BOSCH_EDC16 + C32 M58BW0160 R/W		
CAMIÓN		 Mercedes-Benz		UNIMOG
Auto=Mercedes:				
Actros/Atego/Unimog E3/4 16-6 Read & Write in Boot Mode		UNIMOG 29F200BT TSOP R/W Boot Mode 29F200BT PSOP		
CAMIÓN		 Mercedes-Benz		UNIMOG
Auto=Mercedes:				
Actros/Atego/Unimog E5 16-6 Read & Write in Boot Mode		UNIMOG 29F400BT PSOP R/W		



MINI **Software Chip**


GASOLINA		GASOLINA	
Auto=Mini			
One 90 CV Couper 110 CV Couper S, 160 CV		SIEMENS E3 29F400BB R/W	
One 90 CV Couper 110 CV Couper S, 170 CV		SIEMENS VDO E4 29F400BB R/W	



	MINI	Software Chip
DIESEL		
Auto=Mini		
1=Mini Cooper 1.4 D 70 CV Bosch EDC15C2 DDE	BOSCH_EDC15 C2 29F400BT RW	BOSCH edc15





mitsubishi Software Chip

DIESEL			
Auto=Mitsubishi	mitsubishi		BOSCH edc15
Carisma 1.9 dCi Space Star 1.9 dCi	BOSCH_EDC15 C2 29F400BT R/W		
Auto=Mitsubishi:	mitsubishi		BOSCH edc16
Colt,1.5 DI-D 70Kw Euro 4,BOSCH EDC16+ CP3x	BOSCH_EDC16 C33 M58BW0160 R/W		
Auto=Mitsubishi:	mitsubishi		BOSCH edc16
Mitshubishi COLT 1,5 CDI	BOSCH_EDC16+C31 M58BW0160 R/W		



NISSAN **Software Chip**

DIESEL	
Auto=Nissan	BOSCH edc15
1=Nissan Almera Tino 2.0 Bosch EDC15C2	 BOSCH_EDC15 C2 29F400BT R/W 
2=Nissan X-Trail 2.2 Bosch EDC15C2	
3=Nissan Primera 2.0 Bosch EDC15C2	
4=Nissan Primastar 1.9 DCi Bosch EDC15C2	
5=Nissan Interstar 2.2 DCi Bosch EDC15C2	
Interstar 2.7 TDI	
Terrano 2.7 TDI	
Auto=Nissan:	BOSCH edc16
NISSAN,PRIMERA,1.9dCi EDC16C3-9,BOSCH EDC16	







	OPEL	Software Chip
--	------	---------------

GASOLINA		
Auto=Opel		GASOLINA
1=Opel Coupe Turbo --- ME1.5.5		
Auto=Opel		GASOLINA
Astra E (4) 1.8 16V Simtec56 Astra E (4) 2.0 16V Simtec56 Astra E 1.8 16V Simtec56 Astra G 2.0 16V Simtec56 Omega A 2.0 16V Simtec56 Vectra A 1.8 16V Simtec56 Vectra A 2.0 16V Simtec56 Vectra B 1.8 16V Simtec56 Vectra B 2.0 16V Simtec56 Zafira 1.8 16V Simtec56 Zafira 2.0 16V Simtec56	SIMTEC 56 SIEMENS 29F010 PLCC R/W	
Auto=Opel		GASOLINA
1=Opel Astra F (4) 1.8 16V Siemens Simtec70 2=Opel Astra F (4) 2.0 16V Siemens Simtec70 3=Opel Astra G 1.8 16V Siemens Simtec70 4=Opel Astra G 2.0 16V Siemens Simtec70 5=Opel Omega B 2.0 16V Siemens Simtec70 6=Opel Vectra B 1.8 16V Siemens Simtec70 7=Opel Vectra B 2.0 16V Siemens Simtec70 8=Opel Vectra C 1.8 16V Siemens Simtec70 9=Opel Vectra C 2.0 16V Siemens Simtec70 10=Opel Zafira 1.8 16V Siemens Simtec70 11=Opel Zafira 2.0 16V Siemens Simtec70	SIMTEC 70 SIEMENS IBRIDA R/W	
Auto=Opel		GASOLINA
1=Opel Astra F (4) 1.8 16V Siemens Simtec90 2=Opel Astra F (4) 2.0 16V Siemens Simtec90 3=Opel Astra G 1.8 16V Siemens Simtec90 4=Opel Astra G 2.0 16V Siemens Simtec90 5=Opel Omega B 2.0 16V Siemens Simtec90 6=Opel Vectra B 1.8 16V Siemens Simtec90 7=Opel Vectra B 2.0 16V Siemens Simtec90 8=Opel Vectra C 1.8 16V Siemens Simtec90 9=Opel Vectra C 2.0 16V Siemens Simtec90 10=Opel Zafira 1.8 16V Siemens Simtec90 11=Opel Zafira 2.0 16V Siemens Simtec90	SIMTEC 90 SIEMENS IBRIDA R/W	
Auto=Opel		GASOLINA
1=Opel Astra G 1.2 16V Bosch M1.5.5 2=Opel Corsa B 1.0 12V Bosch M1.5.5 3=Opel Corsa B 1.2 16V Bosch M1.5.5 4=Opel Corsa C 1.0 12V Bosch M1.5.5 5=Opel Corsa C 1.2 16V Bosch M1.5.5	BOSCH_M1.5.5 E3 IBRIDA R/W	
Auto=Opel		GASOLINA
Agila 1.0/1.2 16V ME1.5.5 Astra coupe 2.0 16V T ME1.5.5	BOSCH_ME1.5.5 E4 IBRIDA R/W	



OPEL **Software Chip**










GASOLINA			
Auto=Opel			GASOLINA
Astra 2.0 16V ME1.5.5 Corsa 1.0/1.2 16V ME1.5.5 Meriva 1.0/1.2 16V ME1.5.5 Zafira 2.0 16V ME1.5.5		BOSCH_ME1.5.5 E4 IBRIDA R/W	
Auto=Opel			GASOLINA
1=Opel Astra F (4) 1.4 16V Delco		DELCO 1 29F010 PLCC W	
2=Opel Astra F (4) 1.6 16V Delco			
3=Opel Vectra B 1.4 16V Delco			
4=Opel Vectra B 1.6 16V Delco			
Auto=Opel			GASOLINA
Astra F 1.4 16V Multec 2 Astra F 1.6 16V Multec 2 Corsa 1.4 16V Multec 2 Vectra B 1.4 16V Multec 2 Vectra B 1.6 16V Multec 2		DELCO 2 IBRIDA R/W	
Auto=Opel			GASOLINA
Astra G 1.4 16V Multec 3 Astra G 1.6 16V Multec 3 Corsa 1.4 16V Multec 3 Vectra C 1.4 16V Multec 3 Vectra C 1.6 16V Multec 3		DELCO 3 IBRIDA R/W	












OPEL **Software Chip**

DIESEL	
Auto=Opel	BOSCH edc15
1=Opel Astra F (4) 1.7 16V DTI Bosch EDC15M	 BOSCH_EDC 15M 2 PLLCC 29F010 W
2=Opel Astra F (4) 2.0 16V DI Bosch EDC15M	
3=Opel Astra F (4) 2.2 16V DI Bosch EDC15M	
4=Opel Astra G 1.7 16V DI Bosch EDC15M	
5=Opel Astra G 2.0 16V DI Bosch EDC15M	
6=Opel Frontera 2.2 DTI Bosch EDC15M	
7=Opel Vectra B 1.7 16V DI Bosch EDC15M	
8=Opel Vectra B 2.0 16V DI Bosch EDC15M	
9=Opel Vectra C 2.0 16V DI Bosch EDC15M	
10=Opel Vectra C 2.0 16V DTI Bosch EDC15M	
11=Opel Zafira 2.0 16V DI Bosch EDC15M	
12=Opel Vivaro 1.9 DCi Bosch EDC15C2	
13=Opel Vivaro 2.5 DCi Bosch EDC15C2	
14=Opel Vivaro 2.5 DCi Bosch EDC15C2	
15=Opel Mogano 1.9 DCi Bosch EDC15C2	
16=Opel Mogano 2.5 DCi Bosch EDC15C2	
17=Opel Mogano 2.5 DCi Bosch EDC15C2	
Auto=Opel	BOSCH edc15
1=Opel Vivaro 1.9 16V DI Bosch EDC15C2	 BOSCH_EDC15C2 29F400BB R/W
Auto=Opel	DELCO
1=Opel Astra F (4) 1.7 16V DTI Delco Y17DT	 17DTI 16V 1 DELCO IBRIDA R/W
2=Opel Corsa B 1.7 16V Delco Y17DT	
3=Opel Zafira 1.7 16V Delco Y17DT	
Auto=Opel	DELCO
Astra F (4) 1.7 16V LVP11 Y17DT	 17DTI 16V 2 DELCO IBRIDA R/W
Corsa B 1.7 16V LVP11 Y17DT	
Zafira 1.7 16V LVP11 Y17DT	
Auto=Opel	DELCO
Astra F (4) 1.7 16V LVP11 Y17DT	 17DTI 16V 3 DELCO IBRIDA R/W
Corsa B 1.7 16V LVP11 Y17DT	
Meriva 1.7 16V LVP11 Y17DT	
Zafira 1.7 16V LVP11 Y17DT	
Auto=Opel:	MARELLI
OPEL,AGILA,1.3 16V CTDI,MARELLI	 Multiget IAW MJD6JFH MPC555 R/W
OPEL,CORSA,1.3 16V CTDI,MARELLI	
OPEL,TIGRA TwinTop,1.3 16V CTDI,MARELLI	
OPEL,MERIVA,1.3 16V CTDI,MARELLI	
Auto=Opel:	BOSCH edc15
Astra G 1.7 16V 80 CV CDTI	 BOSCH_EDC 15 C7 29F400BT R/W
Astra G 1.7 16V 100 CV CDTI	
Meriva 1.7 16V 80 CDTI	
Meriva 1.7 16V 100 CV CDTI	



 PEUGEOT		Software Chip	
GASOLINA			
Auto=Peugeot:		 PEUGEOT	
106 1.2 1.4 1.6 8V E3 206 1.2 1.4 1.6 8V E3 306 1.2 1.4 1.6 8V E3		SAGEM200_14_E3 29F200BB TSOP R/W	GASOLINA
Auto=Peugeot:		 PEUGEOT	
1007 1.2 1.4 1.6 8V E4 106 1.2 1.4 1.6 8V E4 206 1.2 1.4 1.6 8V E4 307 1.2 1.4 1.6 8V E4		SAGEM200_14_E3 29F400BB TSOP R/W	GASOLINA
Auto=Peugeot:		 PEUGEOT	
206 1.6 16V E3 306 1.6 16V E3 406 2.0 16V E3		BOSCH_ME 744 Motronic 29F400BB R/W	GASOLINA
Auto=Peugeot:		 PEUGEOT	
207 1.6 16V 1-8 307 1.6 16V		BOSCH_ME 745 Motronic R/W	GASOLINA
Auto=Peugeot:		 PEUGEOT	
206 1.6 16V E3 Only Write 306 1.6 16V E3 Only Write 406 2.0 16V E3 Only Write		MARELLI IAW 48P 29F200BB W	GASOLINA
Auto=Peugeot:		 PEUGEOT	
206 1.6 16V E4 306 1.6 16V E4 406 2.0 16V E4		MARELLI IAW 48P2 29F400BB R/W	GASOLINA
Auto=Peugeot:		 PEUGEOT	
206 2.0 16V GTI 176 CV		IAW 6LPA01 ST10280 R/W	GASOLINA
Auto=Peugeot:		 PEUGEOT	
106 1.4 16V GTI 90 CV 206 1.4 16V GTI 90 CV		IAW 6LPA01 ST10280 R/W	GASOLINA



 PEUGEOT		Software Chip	
DIESEL			
Auto=Peugeot		 PEUGEOT	
BOSCH edc15			
19=Peugeot 206 2.0 HDI Bosch EDC15C2		BOSCH_EDC15 C2 29F400BT R/W	
20=Peugeot 306 2.0 HDI Bosch EDC15C2			
21=Peugeot 307 2.0 HDI 110PS Bosch EDC15C2			
22=Peugeot 406 2.0 HDI Bosch EDC15C2			
23=Peugeot 406 2.2 HDI Bosch EDC15C2			
24=Peugeot 607 2.0 HDI Bosch EDC15C2			
25=Peugeot 607 2.2 HDI Bosch EDC15C2			
26=Peugeot 807 2.0 HDI Bosch EDC15C2			
27=Peugeot 807 2.2 HDI Bosch EDC15C2			
28=Peugeot Boxer 2.0 HDI Bosch EDC15C2			
29=Peugeot Expert 2.0 HDI Bosch EDC15C2			
30=Peugeot Partner 2.0 HDI Bosch EDC15C2			
Auto=Peugeot:		 PEUGEOT	
BOSCH edc16			
PEUGEOT,206,1.4 HDi 8v EDC16C3,BOSCH EDC16		BOSCH_EDC16 C3/9 29BL802CB R/W	
PEUGEOT,206,1.4 HDi EDC16C34,BOSCH EDC16+			
PEUGEOT,206,1.6 HDi 16v EDC16C3,BOSCH EDC16			
Auto=Peugeot:		 PEUGEOT	
BOSCH edc16			
PEUGEOT,206,1.6 HDi 16v EDC16C34,BOSCH EDC16+		BOSCH_EDC16+ C34 M58BW0160 R/W	
PEUGEOT,307,1.4 HDi 8v EDC16C3,BOSCH EDC16			
PEUGEOT,307,1.6 HDi 16v EDC16C3,BOSCH EDC16			
PEUGEOT,307,1.6 HDi 16v EDC16C34,BOSCH EDC16+			
Auto=Peugeot:		 PEUGEOT	
SIEMENS			
307 2.0 16v 136CV E3 14-7 Only Write		SIEMENS SID 803 AM29BL802 W	
407 2.0 16v 136CV E3			
607 2.0 16v 136CV E3			
Auto=Peugeot:		 PEUGEOT	
SIEMENS			
307 2.0 16v 136CV E4 14-7 Only Write		SIEMENS SID 803A AM29BDD160 W	
407 2.0 16v 136CV E4			
607 2.0 16v 136CV E4			
Auto=Peugeot:		 PEUGEOT	
SIEMENS			
206 2.0 8V HDI 90CV E4 Read in Boot Mode, pin 28 Flash to mass		SIEMENS SID 881/801 29F400BB R/W	
306 2.0 8V HDI 90CV E4 Read in Boot Mode, pin 28 Flash to mass			
307 2.0 8V HDI 90CV E4 Read in Boot Mode, pin 28 Flash to mass			
406 2.0 8V HDI 90CV E4 Read in Boot Mode, pin 28 Flash to mass			
407 2.0 8V HDI 90CV E4 Read in Boot Mode, pin 28 Flash to mass			
Auto=Peugeot:		 PEUGEOT	
SIEMENS			
1007 1,4 8V HDI 70CV E4 Read in Boot Mode, pin 28 Flash to mass		SIEMENS SID 804 29F400BB R/W	
106 1,4 8V HDI 70CV E4 Read in Boot Mode, pin 28 Flash to mass			
206 1,4 8V HDI 70CV E4 Read in Boot Mode, pin 28 Flash to mass			
Auto=Peugeot:		 PEUGEOT	
SIEMENS			
1007 1,4 8V HDI 70CV E4 Boot Mode, pin 28 to mass		SID 881/801//804/806 29F400BB R/W	
106 1,4 8V HDI 70CV E4 Boot Mode, pin 28 to mass			
206 1,4 8V HDI 70CV E4 Boot Mode, pin 28 to mass			
206 2.0 8V HDI 90CV E4 Boot Mode, pin 28 to mass			







PEUGEOT Software Chip

DIESEL			
Auto=Peugeot:		PEUGEOT	SIEMENS
306 2.0 8V HDI 90CV E4 Boot Mode, pin 28 to mass		SID 881/801//804/806 29F400BB	
307 2.0 8V HDI 90CV E4 Boot Mode, pin 28 to mass		R/W	
Auto=Peugeot:		PEUGEOT	SIEMENS
406 2.0 8V HDI 90CV E4 Boot Mode, pin 28 to mass		SID 881/801//804/806 29F400BB	
407 2.0 8V HDI 90CV E4 Boot Mode, pin 28 to mass		R/W	



PORSCHE **Software Chip**

GASOLINA			
Auto=Porsche			GASOLINA
996 3.6 ME 5.2 CC460 Boxter 2.5 2.7 M 5.2 CC460		BOSCH_M5.2 CC460 R/W	
Auto=Porsche			GASOLINA
996 3.2 3.6 ME 7.2 Read in Boot Mode, pin 24 flash to mass Boxter 3.2, 3.6 ME 7.2 Read in Boot Mode, pin 24 flash to mass		BOSCH_ME7.2 29F400BB R/W	
Auto=Porsche			GASOLINA
Cayenne 4.5 V8 Read in Boot Mode, pin 24 flash to mass Cayenne S 4.5 V8 BITURBO Read in Boot Mode, pin 24 flash to mass Carrera S 4X4 4.5 BITURBO Read in Boot Mode, pin 24 flash to mass		BOSCH_ME7.8 29F800BB R/W	
Auto=Porsche			GASOLINA
996 3.2,3.6 ME7.8.4 29-6 Read in Boot Mode, pin 24 flash to mass Boxter 3.2, 3.6 ME 7.8.4 Read in Boot Mode, pin 24 flash to mass Carrera S 3.6/3.8 Read in Boot Mode, pin 24 flash to mass Carrera S 4X4 4.5 BITURBO Read in Boot Mode, pin 24 flash to mass		BOSCH_ME7.8.4 29F800BB R/W	



RENAULT **Software Chip**

GASOLINA			
Auto=Renault:			GASOLINA
Espace V6 3.0 DH5 Grand Espace V6 3.0 DH Vel Satis 05 V6 3.0 DH5	DENSO DH5 29F400BB R/W		
Auto=Renault:			GASOLINA
Clio 1.4/1.6/2.0RS L 16v Siris 32 Megane 14/1.6/2.0 L 16v Siris 32 Scenic 14/1.6/2.0 L 16v Siris 32	SIRIUS 32 SIEMENS 29F200BB R/W		
Auto=Renault:			GASOLINA
Clio 14/16 16v Clio RS 2.0 16v 170CV Megane 14/16 16v Scenic 14/16 16v	SIRIUS 34 SIEMENS 29F400BB R/W		
Auto=Renault:			GASOLINA
Clio 12/14 16v Clio RS 2.0 16v 160CV Megane 12/14 16v Scenic 12/14 16v	MARELLI IAW5NR IBRIDA R/W		




RENAULT Software Chip

DIESEL		
Auto=Opel/Renault		BOSCH edc15
2=Renault Espace 1.9 dCi Bosch EDC15C2	BOSCH_EDC15C2 29F400BB R/W	
3=Renault Espace 2.2 dCi Bosch EDC15C2		
4=Renault Kangoo 1.9 dCi Bosch EDC15C2		
5=Renault Laguna 1.9 dCi Bosch EDC15C2		
6=Renault Megane 1.9 dCi Bosch EDC15C2		
7=Renault Scenic 1.9 dCi Bosch EDC15C2		
8=Renault Scenic 1.9 dTi Bosch EDC15C2		
9=Renault Trafic 1.9 dCi Bosch EDC15C2		
10=Renault Trafic 1.9 dCi Bosch EDC15C2		
11=Renault Trafic 2.5 DCi Bosch EDC15C2		
12=Renault Master 2.5 DCi Bosch EDC15C2		
13=Renault Master 2.5 DCi Bosch EDC15C2		
14=Renault Master 1.9 DCi Bosch EDC15C2		
15=Renault Master 2.2 DCi Bosch EDC15C2		
16=Renault Master 3.5 Tn DCi Bosch EDC15C2		
17=Renault Master 3.5 Tn DCi Bosch EDC15C2		
18=Renault Master 3.5 Tn DCi Bosch EDC15C2		
Auto=Renault:		
RENAULT,LAGUNA,1.9dCi EDC16C3-9,BOSCH EDC16	BOSCHEDC16 C3 29BL802CB R/W	
RENAULT,MASTER,1.9dCi EDC16C3-9,BOSCH EDC16		
RENAULT,MASTER,3.0dCi EDC16C3-9,BOSCH EDC16		
RENAULT,MEGANE,1.9dCi EDC16C3-9,BOSCH EDC16		
RENAULT,SCENIC,1.9dCi EDC16C3-9,BOSCH EDC16		
Espace 1.9 dCi EDC16 C3		
Espace 2.2 dCi EDC16 C3		
Kangoo 1.9 dCi EDC16 C3		
Trafic 1.9 dCi EDC16 C3		
Auto=Renault:		
Clio 1.5 Dci 65cv	DELPHI JTD 29F200BB R/W	
Clio 1.5 Dci 82cv		
Clio 1.5 Dci 101cv		
Megane II 1.5 Dci 82cv		
Megane II 1.5 Dci 101cv		
Micra 1.5 D 65cv		
Micra 1.5 D 82cv		
Auto=Renault:		
Clio 1.5 Dci 65cv E4	DELPHI JTD E4 ST10F280 R/W	
Clio 1.5 Dci 82cv E4		
Clio 1.5 Dci 101cv E4		
Megane II 1.5 Dci 82cv E4		
Megane II 1.5 Dci 101cv E4		
Modus 1.5 D 65cv E4		
Micra 1.5 D 65cv E4		
Micra 1.5 D 82cv E4		



 **ROVER** Software Chip

GASOLINA			
Auto=Rover			GASOLINA
Freelander 2.0 16V 3 MG Rover ZR 140 ZR 160 3 Rover 25 1.4 1.6 16V 3 Rover 45 1.6 1.8+D45 16V 3 Rover 75 1.6 2.0 16V 3		ROVER_MEMS 29F200B R/W	



MG ROVER **Software Chip**

DIESEL			
Auto=Rover			BOSCH edc15
1=Rover 75 2.0 CDT Bosch DDE4.0 112 - 131 CV		BOSCH_EDC 15C DDE 29F400BT R/W	
2=Rover 75 Tourer 2.0 CDT Bosch DDE4.0 112 - 131 CV			
3=Rover MG ZT 2.0 CDT Bosch DDE4.0			
4=Rover MG ZT Tourer 2.0 CDT Bosch DDE4.0			




SEAT Software Chip

DIESEL	
Auto=Seat:	BOSCH edc15
11=Seat Alhambra 1.9 TDI VP37 Bosch EDC15V - 90 CV - 110 CV	29F400BT R/W
12=Seat Alhambra 1.9 TDI VP37 Bosch EDC15VM - 90 CV - 110 CV	
13=Seat Alhambra 1.9 TDI VP37 Bosch EDC15VM-1M - 90 CV - 110 CV	
14=Seat Cordoba 1.9 TDI VP37 Bosch EDC15V - 90 CV - 110 CV	
15=Seat Cordoba 1.9 TDI VP37 Bosch EDC15VM - 90 CV - 110 CV	
16=Seat Cordoba 1.9 TDI VP37 Bosch EDC15VM-1M - 90 CV - 110 CV	
17=Seat Ibiza 1.9 TDI VP37 Bosch EDC15V - 90 CV - 110 CV	
18=Seat Ibiza 1.9 TDI VP37 Bosch EDC15VM - 90 CV - 110 CV	
19=Seat Ibiza 1.9 TDI VP37 Bosch EDC15VM-1M - 90 CV - 110 CV	
20=Seat Leon 1.9 TDI VP37 Bosch EDC15V - 90 CV - 110 CV	
21=Seat Leon 1.9 TDI VP37 Bosch EDC15VM - 90 CV - 110 CV	
22=Seat Leon 1.9 TDI VP37 Bosch EDC15VM-1M - 90 CV - 110 CV	
23=Seat Toledo 1.9 TDI VP37 Bosch EDC15V - 90 CV - 110 CV	
24=Seat Toledo 1.9 TDI VP37 Bosch EDC15VM - 90 CV - 110 CV	
25=Seat Toledo 1.9 TDI VP37 Bosch EDC15VM-1M - 90 CV - 110 CV	
Auto=Seat:	BOSCH edc15
4=Seat Alhambra 1.9 TDI PD Bosch EDC15P - 101 - 115 - 130 - 150 CV	29F400BT R/W
5=Seat Cordoba 1.9 TDI PD Bosch EDC15P - 101 - 115 - 130 - 150 CV	
6=Seat Ibiza 1.9 TDI PD Bosch EDC15P - 101 - 115 - 130 - 150 CV	
7=Seat Leon 1.9 TDI PD Bosch EDC15P - 101 - 115 - 130 - 150 CV	
8=Seat Toledo 1.9 TDI PD Bosch EDC15P - 101 - 115 - 130 - 150 CV	
Auto=Seat	BOSCH edc16
SEAT,ALTEA,1.9TDI 77Kw EDC16U1,BOSCH EDC16	EDC16U1 29BL802CB R/W EDC16U31 M58BW0160 R/W EDC16U34 M58BW0160 R/W EDC16U3x M58BW0160 R/W EDC16+ M58BW0160 R/W
SEAT,ALTEA,1.9TDI 77Kw EDC16U3x,BOSCH EDC16+	
SEAT,ALTEA,2.0TDI 16V 103Kw EDC16U1,BOSCH EDC16	
SEAT,ALTEA,2.0TDI 16V 103Kw EDC16U3x,BOSCH EDC16+	
SEAT,LEON,1.9TDI 77Kw EDC16U1,BOSCH EDC16	
SEAT,LEON,1.9TDI 77Kw EDC16U3x,BOSCH EDC16+	
SEAT,LEON,2.0TDI 16V 103Kw EDC16U1,BOSCH EDC16	
SEAT,LEON,2.0TDI 16V 103Kw EDC16U3x,BOSCH EDC16+	
SEAT,TOLEDO,1.9TDI 77Kw EDC16U1,BOSCH EDC16	
SEAT,TOLEDO,1.9TDI 77Kw EDC16U3x,BOSCH EDC16+	
SEAT,TOLEDO,2.0TDI 16V 103Kw EDC16U1,BOSCH EDC16	
SEAT,TOLEDO,2.0TDI 16V 103Kw EDC16U3x,BOSCH EDC16+	



	SKODA	Software Chip
---	-------	---------------

GASOLINA			GASOLINA
Auto=SKODA			
Skoda Octavia 1.8 Turbo	Skoda Superb 1.8 Turbo	29F800BT	



SKODA Software Chip

DIESEL		
Auto=Skoda	BOSCH edc15	
26=Skoda Fabia 1.9 TDI VP37 Bosch EDC15V - 90 CV - 110 CV	29F400BT R/W	
27=Skoda Fabia 1.9 TDI VP37 Bosch EDC15VM - 90 CV - 110 CV		
28=Skoda Fabia 1.9 TDI VP37 Bosch EDC15VM-1M - 90 CV - 110 CV		
29=Skoda Octavia 1.9 TDI VP37 Bosch EDC15V - 90 CV - 110 CV		
30=Skoda Octavia 1.9 TDI VP37 Bosch EDC15VM - 90 CV - 110 CV		
31=Skoda Octavia 1.9 TDI VP37 Bosch EDC15VM-1M - 90 CV - 110 CV		
Auto=Skoda	BOSCH edc15	
9=Skoda Fabia 1.9 TDI PD Bosch EDC15P - 101 - 115 - 130 - 150 CV	29F400BT R/W	
10=Skoda Octavia 1.9 TDI PD Bosch EDC15P - 101 - 115 - 130 - 150 CV		
Auto=Skoda	BOSCH edc15	
1=Skoda Octavia 2.5 TDi VP44 Bosch EDC15P - 155 cv - 163 cv	E3 29F400BT R/W E4 29F800BT R/W	
Auto=Skoda	BOSCH edc16	
SKODA,OCTAVIA,1.9TDI 77Kw EDC16U1,BOSCH EDC16	EDC16U1 29BL802CB R/W EDC16U3x M58BW0160 R/W	
SKODA,OCTAVIA,1.9TDI 77Kw EDC16U3x,BOSCH EDC16+		
SKODA,OCTAVIA,2.0TDI 16V 103Kw EDC16U1,BOSCH EDC16		
SKODA,OCTAVIA,2.0TDI 16V 103Kw EDC16U3x,BOSCH EDC16+		
SKODA,SUPERB,1.9TDI 77Kw EDC16U1,BOSCH EDC16		
SKODA,SUPERB,1.9TDI 77Kw EDC16U3x,BOSCH EDC16+		
SKODA,SUPERB,2.0TDI 16V 103Kw EDC16U1,BOSCH EDC16		
SKODA,SUPERB,2.0TDI 16V 103Kw EDC16U3x,BOSCH EDC16+		





		<h1>SMART</h1>		Software Chip	
GASOLINA					
Auto=Smart					GASOLINA
1=MCC Smart 0,6 - 0.7 Bosch MEG1.1			BOSCH_MEG E2 E3 E4 29F400BB R/W		



smart **SMART** Software Chip

DIESEL		
Auto=Smart	smart reduce to the max.	BOSCH edc15
1=MCC Smart CDI 0.9 CDI EDG15C5	BOSCH_EDC15C 29F400BT R/W	
Auto=Smart:	smart reduce to the max.	BOSCH edc16
SMART,ForFour,CDI 50/70Kw Euro 4,BOSCH EDC16+ CP3x	BOSCH_EDC16+C31 M58BW0160 R/W	







	<h1>SSANG YONG</h1>	Software Chip	
DIESEL			
Auto=Ssang Yong:			DELPHI
SSANGYONG,REXTON,2.7 Xdi 121Kw,DELPHI			
SSANGYONG,RODIUS,2.7 Xdi 121Kw,DELPHI			



SUZUKI Software Chip


DIESEL		
Auto=Suzuki:		BOSCH edc15
Gran Vitara 2.0 HDI Bosch EDC15C2	BOSCH_EDC15 C2 29F400BT R/W	
Auto=Suzuki:		BOSCH edc16
SUZUKI,GRAND VITARA,1.9DDiS EDC16C3-10,BOSCH EDC16		
SUZUKI,IGNIS,1.3 DDiS 16V GL,MARELLI		
SUZUKI,SWIFT,1.3 DDiS 16V GL,MARELLI		
SUZUKI,SX4,1.9DDiS 88Kw EDC16C39,BOSCH EDC16+ C39		
SUZUKI,WAGON R+,1.3 DDiS 16V GL,MARELLI		



 TOYOTA		Software Chip	
DIESEL			
Auto=TOYOTA		 BOSCH edc15	
Yaris 1.4 D4D 75cv Yaris Verso 1.4 D4D 75cv		 BOSCH_EDC15 C9 29F400BT R/W	
			



VOLKSWAGEN Software Chip

GASOLINA			
Auto=VOLKSWAGEN			GASOLINA
Bora 1.8 Turbo	29F800BT		
Golf 4 1.8 Turbo			
New Beeatle 1.8 Turbo			
Passat 1.8 Turbo			
Sharan 1.8 Turbo			





VOLKSWAGEN Software Chip

DIESEL		
Auto=VOLKSWAGEN		BOSCH edc15
32=VW Bora 1.9 TDI VP37 Bosch EDC15V - 90 CV - 110 CV	29F400BT R/W	
33=VW Bora 1.9 TDI VP37 Bosch EDC15VM - 90 CV - 110 CV		
34=VW Bora 1.9 TDI VP37 Bosch EDC15VM-1M - 90 CV - 110 CV		
35=VW Golf 4 1.9 TDI VP37 Bosch EDC15V - 90 CV - 110 CV		
36=VW Golf 4 1.9 TDI VP37 Bosch EDC15VM - 90 CV - 110 CV		
37=VW Golf 4 1.9 TDI VP37 Bosch EDC15VM-1M - 90 CV - 110 CV		
38=VW New Beetle 1.9 TDI VP37 Bosch EDC15V - 90 CV - 110 CV		
39=VW New Beetle 1.9 TDI VP37 Bosch EDC15VM - 90 CV - 110 CV		
40=VW New Beetle 1.9 TDI VP37 Bosch EDC15VM-1M - 90 CV - 110 CV		
41=VW Passat 1.9 TDI VP37 Bosch EDC15V - 90 CV - 110 CV		
42=VW Passat 1.9 TDI VP37 Bosch EDC15VM - 90 CV - 110 CV		
43=VW Passat 1.9 TDI VP37 Bosch EDC15VM-1M - 90 CV - 110 CV		
44=VW Sharan 1.9 TDI VP37 Bosch EDC15V - 90 CV - 110 CV		
45=VW Sharan 1.9 TDI VP37 Bosch EDC15VM - 90 CV - 110 CV		
46=VW Sharan 1.9 TDI VP37 Bosch EDC15VM-1M - 90 CV - 110 CV		
Auto=VOLKSWAGEN		BOSCH edc15
11=VW Bora 1.9 TDI PD Bosch EDC15P - 101 - 115 - 130 - 150 CV	29F400BT R/W	
12=VW Golf 4 1.9 TDI PD Bosch EDC15P - 101 - 115 - 130 - 150 CV		
13=VW Lupo 1.2 TDI PD Bosch EDC15P - 101 - 115 - 130 - 150 CV		
14=VW Lupo 1.4 TDI PD Bosch EDC15P - 101 - 115 - 130 - 150 CV		
15=VW New Beetle 1.9 TDI PD Bosch EDC15P - 101 - 115 - 130 - 150 CV		
16=VW Passat 1.9 TDI PD Bosch EDC15P - 101 - 115 - 130 - 150 CV		
17=VW Polo 1.4 TDI PD Bosch EDC15P - 101 - 115 - 130 - 150 CV		
18=VW Polo 1.9 TDI PD Bosch EDC15P - 101 - 115 - 130 - 150 CV		
19=VW Sharan 1.9 TDI PD Bosch EDC15P - 101 - 115 - 130 - 150 CV		
Auto=VOLKSWAGEN		BOSCH edc15
5=VW Passat 2.5 TDI VP44 Bosch EDC15P - 155 - 163 - 180 CV	E3 29F400BT R/W	
6=VW T4 Bus 2.5 TDI VP44 Bosch EDC15P - 155 - 163 - 180 CV	E4 29F800BT R/W	
Auto=VOLKSWAGEN		BOSCH edc16
VOLKSWAGEN,CADDY,1.9TDI 77Kw EDC16U1,BOSCH EDC16	EDC16U1 29BL802CB R/W EDC16U31 M58BW0160 R/W EDC16U34 M58BW0160 R/W EDC16U3x M58BW0160 R/W EDC16+ M58BW0160 R/W	
VOLKSWAGEN,CADDY,1.9TDI 77Kw EDC16U31,BOSCH EDC16+		
VOLKSWAGEN,CADDY,2.0SDI 51Kw EDC16U1,BOSCH EDC16		
VOLKSWAGEN,GOLF V,1.9TDI 77Kw EDC16U1,BOSCH EDC16		
VOLKSWAGEN,GOLF V,1.9TDI 77Kw EDC16U3x,BOSCH EDC16+		
VOLKSWAGEN,GOLF V,2.0TDI 16V 103Kw EDC16U1,BOSCH EDC16		
VOLKSWAGEN,GOLF V,2.0TDI 16V 103Kw EDC16U3x,BOSCH EDC16+		
VOLKSWAGEN,JETTA,1.9TDI 77Kw EDC16U1,BOSCH EDC16		
VOLKSWAGEN,JETTA,1.9TDI 77Kw EDC16U3x,BOSCH EDC16+		
VOLKSWAGEN,JETTA,2.0TDI 16V 103Kw EDC16U1,BOSCH EDC16		
VOLKSWAGEN,JETTA,2.0TDI 16V 103Kw EDC16U3x,BOSCH EDC16+		
VOLKSWAGEN,PASSAT,1.9 TDI 77Kw EDC16U3x,BOSCH EDC16+		
VOLKSWAGEN,PASSAT,2.0 TDI 103Kw EDC16U3x,BOSCH EDC16+		
VOLKSWAGEN,PHAETON,3.0 V6 TDI 165Kw,BOSCH EDC16+		
VOLKSWAGEN,T5,1.9 TDI 77Kw EDC16U1,BOSCH EDC16		
VOLKSWAGEN,T5,1.9 TDI 77Kw EDC16U3x,BOSCH EDC16+		
VOLKSWAGEN,T5,2.5 TDI 128Kw,BOSCH EDC16		
VOLKSWAGEN,TOUAREG,2.5 R5 TDI,BOSCH EDC16		
VOLKSWAGEN,TOUAREG,3.0 V6 TDI 165Kw,BOSCH EDC16+		



VOLKSWAGEN Software Chip

DIESEL		BOSCH edc16
Auto=VOLKSWAGEN		
VOLKSWAGEN,TOUAREG,5.0 V10 TDI EDC16U1,BOSCH EDC16	EDC16U1 29BL802CB R/W EDC16U31 M58BW0160 R/W EDC16U34 M58BW0160 R/W EDC16U3x M58BW0160 R/W EDC16+ M58BW0160 R/W	
VOLKSWAGEN,TOUAREG,5.0 V10 TDI EDC16U31,BOSCH EDC16+		
VOLKSWAGEN,TOUAREG,5.0 V10 TDI EDC16U31,BOSCH EDC16+		
VOLKSWAGEN,TOURAN,1.9TDI 77Kw EDC16U1,BOSCH EDC16		
VOLKSWAGEN,TOURAN,1.9TDI 77Kw EDC16U3x,BOSCH EDC16+		
VOLKSWAGEN,TOURAN,2.0TDI 16V 103Kw EDC16U1,BOSCH EDC16		
VOLKSWAGEN,TOURAN,2.0TDI 16V 103Kw EDC16U3x,BOSCH EDC16+		



VOLVO Software Chip

DIESEL		
Auto=Volvo	VOLVO	BOSCH edc15
1=Volvo V40 2.0 TDI Bosch EDC15C3	BOSCH_EDC15 C3 29F400BT R/W	
S60 2.5 5C D5 Boot Mode, pin 24 Flash to mass		
V70 2.5 5C D5 Boot Mode, pin 24 Flash to mass		
XC70 2.5 5C D5 Boot Mode, pin 24 Flash to mass		
Auto=Volvo:	VOLVO	BOSCH edc16
VOLVO,S40,2.4 D5 132Kw,BOSCH EDC16+ C31		
VOLVO,S60,2.4 D5 136Kw,BOSCH EDC16+ C31		
VOLVO,V50,2.4 D5 132Kw,BOSCH EDC16+ C31		
VOLVO,V70,2.4 D5 136Kw,BOSCH EDC16+ C31		
VOLVO,XC70,2.4 D5 136Kw,BOSCH EDC16+ C31		
VOLVO,XC90,2.4 D5 136Kw,BOSCH EDC16+ C31		

	VEHICULOS GASOLINA
	VEHÍCULOS DIESEL BOSCH
	VEHÍCULOS DIESEL DELPHI
	VEHÍCULOS DIESEL SIEMENS
	VEHÍCULOS DIESEL DELCO
	VEHÍCULOS DIESEL MARELLI
	VEHÍCULOS DIESEL CAMIONES
	VEHICULOS DIESEL TRACTORES