





Vertiv™ Liebert® GXT RT+ UPS

1000 - 3000 VA 230 V

Essential, Affordable UPS for
High Performance Protection



About Vertiv™

Vertiv brings together hardware, software, analytics and ongoing services to ensure its customers' vital applications run continuously, perform optimally and grow with their business needs. Vertiv solves the most important challenges facing today's data centers, communication networks and commercial and industrial facilities with a portfolio of power, cooling, and IT infrastructure solutions and services that extends from the cloud to the edge of the network. Headquartered in Columbus, Ohio, USA, Vertiv employs around 20,000 people and does business in more than 130 countries. For more information, and for the latest news and content from Vertiv, visit [Vertiv.com](https://www.vertiv.com).

Vertiv.com

OUR PURPOSE

We believe there is a better way to meet the world's accelerating demand for data - one driven by passion and innovation.

OUR PRESENCE

GLOBAL PRESENCE

Manuf. and Assembly Locations **19** Service Centers **270+**
Service Field Engineers **2,700+** Technical Support/Response **330+** Customer Experience Centers/Labs **17**



US AND CANADA

Manuf. and Assembly Locations **7** Service Centers **120+**
Service Field Engineers **850+** Technical Support/Response **120+** Customer Experience Centers/Labs **4**

LATIN AMERICA

Manuf. and Assembly Locations **1** Service Centers **20+**
Service Field Engineers **300+** Technical Support/Response **25+** Customer Experience Centers/Labs **2**

EUROPE, MIDDLE EAST AND AFRICA

Manuf. and Assembly Locations **5** Service Centers **70+**
Service Field Engineers **600+** Technical Support/Response **95+** Customer Experience Centers/Labs **6**

ASIA PACIFIC

Manuf. and Assembly Locations **6** Service Centers **60+**
Service Field Engineers **950+** Technical Support/Response **90+** Customer Experience Centers/Labs **5**

Essential and Affordable Uninterruptible Power Supply (UPS) for High Performance Protection

The Vertiv™ Liebert® GXT RT+ UPS is an online double conversion solution which offers power protection in an affordable, efficient system with deployment and operation flexibility.

The high 0.9 power factor of the single-phase Liebert GXT RT+ enables continuous, reliable power to more connected devices from a wide range of input voltages while being energy efficient and, delivering maximum value.

The ECO mode of operation for this already affordable UPS also drives energy cost savings for a compelling total cost of ownership (TCO).

Being able to mount the Liebert GXT RT+ in a rack or tower is a convenience that adds to the value story as does the capability of the UPS to utilize up to six connected external battery cabinets for scalable runtimes.

In addition to the extended runtime, having multiple monitoring options makes this compact UPS ideal for delivering best-in-class power protection to equipment deployed at the edge of networks or in space-constrained facilities.

What's in the box?

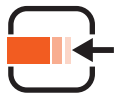
- UPS
- Rack Mounting Kit
- USB Cable
- Monitoring Software CD
- Quick Installation Guide
- Safety Instructions
- Input and Output Power Cables (Based on Power Rating)
- Plastic Tower Mounting Feet
- Rack Ears, Screws and Hardware

Liebert GXT RT+ Features

- Online technology with two stages of power conversion
- Output power factor higher than majority of comparable competitor models
- Flexible rack/tower form factor
- External battery cabinet compatibility
- User-friendly liquid crystal display (LCD)
- High efficiency ECO mode
- Smart battery charger design
- Wide input voltage operation (120-300V AC)



Vertiv™ Liebert® GXT RT+ UPS Features and Benefits



Compact, flexible form factor

Option of rack or tower mounting supports simplified UPS selection and deployment.




External battery cabinet capability

Connected modules enable scalable runtime during failure of main utility power.



User-friendly interface

Intuitive LCD provides complete UPS status and configuration information at a glance.



High efficiency ECO mode

Configurable operation mode for up to 95% efficiency helps to achieve energy savings and a lower TCO.



Monitoring compatibility

Network interface or serial connections enable remote access to UPS for power consumption monitoring and configuration of alert notification parameters.



High power factor (0.9)

More usable power enables more connected loads for space and cost savings.

Note: Front panel is the same for all power ratings while rear panels will vary. Shown here is a 3 kVA model.

Accessories

Optional Connectivity Cards

Webcards/SNMP devices enable direct connection to the internet and use of a standard web browser for power monitoring and management including controlled shutdown for multiple computer systems. Volt free contact (VFC) cards are available for applications requiring this type of monitoring.



External Battery Modules

Modules connected to new or existing deployments ensure reliable power and protection and enable scalable runtime for support during extended power outage situations.



Liebert® MicroPOD Maintenance Bypass

A 2U rack-mounted installation, available in several receptacle combinations, allows manual transfer of connected equipment to utility power ensuring network availability and business continuity during scheduled service or UPS replacement.



Key Applications



IT

- Servers
- Networking equipment
- Data storage



Finance

- Branch offices
- Closed-circuit televisions and data protection
- ATMs



Telecom

- 5G mobile stations
- Access and “last mile”
- Small control rooms



Industrial

- Manufacturing sites
- Control equipment and programmable logic controllers (PLCs)
- Data and networking equipment



Education

- Networking closets
- Networking equipment
- Office protection



Government

- Distributed offices
- Closed-circuit television (CCTV) and data protection
- Small server and storage rooms



Retail

- Several point of sale systems
- Networking and wiring closets
- Security and voice over internet protocol (VoIP) telephony



Edge

- Distributed cloud services
- Content providers
- Sensors and data stations

Technical Specifications

	GXTRT-1000IRT2UXL	GXTRT-1500IRT2UXL	GXTRT-2000IRT2UXL	GXTRT-3000IRT2UXL
Ratings (VA/W)	1000/900	1500/1350	2000/1800	3000/2700
Dimensions, Millimeters				
Unit W x D x H	438 x 310 x 88	438 x 462 x 88	438 x 462 x 88	438 x 632 x 88
Weight, Kilograms				
Unit	11	14.5	18.2	27.6
Input AC Parameters*				
Nominal Voltage	230 VAC	230 VAC	230 VAC	230 VAC
Range	120-300 VAC	120-300 VAC	120-300 VAC	120-300 VAC
Frequency	40-70 Hz	40-70 Hz	40-70 Hz	40-70 Hz
Input Power connector	IEC60320 C14	IEC60320 C14	IEC60320 C14	IEC60320 C20
Output AC Parameters				
Output Receptacles	IEC60320 C13 x 6	IEC60320 C13 x 6	IEC60320 C13 x 6	IEC60320 C13 x 6 IEC60320 C19 x1
Output Voltage & Regulation (230V Typical, User Selectable)	220/230/240 VAC ±1%	220/230/240 VAC ±1%	220/230/240 VAC ±1%	220/230/240 VAC ±1%
Waveform	Sine wave	Sine wave	Sine wave	Sine wave
Utility (AC) Mode Overload	<130% for 30 seconds <150% for 3 seconds	<130% for 30 seconds <150% for 3 seconds	<130% for 30 seconds <150% for 3 seconds	<130% for 30 seconds <150% for 3 seconds
Battery				
Type	12V, 9 Ah valve-regulated, non-spillable, lead acid	12V, 9 Ah valve-regulated, non-spillable, lead acid	12V, 9 Ah valve-regulated, non-spillable, lead acid	12V, 9 Ah valve-regulated, non-spillable, lead acid
Environmental Requirements				
Operating Temperature, °C (°F)	0 to 40 (32 to 104)	0 to 40 (32 to 104)	0 to 40 (32 to 104)	0 to 40 (32 to 104)
Storage Temperature, °C (°F)	-20 to 50 (-4 to 122)	-20 to 50 (-4 to 122)	-20 to 50 (-4 to 122)	-20 to 50 (-4 to 122)
Relative Humidity	10-90% non-condensing	10-90% non-condensing	10-90% non-condensing	10-90% non-condensing
Operating Elevation	<2,000m	<2,000m	<2,000m	<2,000m
Noise Level	55 dBA max @ 1m	55 dBA max @ 1m	55 dBA max @ 1m	55 dBA max @ 1m
Agency				
Compliance	CE, CB report	CE, CB report	CE, CB report	CE, CB report
Safety	IEC/EN 62040-1: 2014	IEC/EN 62040-1: 2014	IEC/EN 62040-1: 2014	IEC/EN 62040-1: 2014
Electromagnetic Interference (EMI)	IEC/EN 62040-2: 2006 +AC:2006 Class A	IEC/EN 62040-2: 2006 +AC:2006 Class A	IEC/EN 62040-2: 2006 +AC:2006 Class A	IEC/EN 62040-2: 2006 +AC:2006 Class A
Surge Immunity	EN 61000-4-5: 2005 Class 2 L-N, Class 3 L-G	EN 61000-4-5: 2005 Class 2 L-N, Class 3 L-G	EN 61000-4-5: 2005 Class 2 L-N, Class 3 L-G	EN 61000-4-5: 2005 Class 2 L-N, Class 3 L-G
Transportation	ISTA 2A	ISTA 2A	ISTA 2A	ISTA 2A
Warranty				
Warranty	2 years	2 years	2 years	2 years

*Note: Specific conditions or power derating applies.

Battery Runtime Table

UPS	EBC	RUN TIME IN MIN /LOAD						
		25%	50%	69%	75%	80%	90%	100%
1000VA	Internal	19	9	5.3	5	3.5	3.5	3.1
	1	69	38	26	10	3.5	3.5	3.5
	2	129	70	48	10	3.5	3.5	3.5
	3	184	103	72	10	3.5	3.5	3.5
	4	240	139	95	10	3.5	3.5	3.5
	5	291	176	120	10	3.5	3.5	3.5
	6	335	213	145	10	3.5	3.5	3.5
1500VA	Internal	21	9	5.5	5.2	3.5	3.5	3.2
	1	76	38.5	26.2	10	3.5	3.5	3.5
	2	143	72	48	10	3.5	3.5	3.5
	3	203	106	72	10	3.5	3.5	3.5
	4	261	143	97	10	3.5	3.5	3.5
	5	321	180	123	10	3.5	3.5	3.5
	6	380	215	150	10	3.5	3.5	3.5
2000VA	Internal	23	9	5.7	6	3.5	3.5	3.2
	1	85	39	27	10	3.5	3.5	3.5
	2	159	73	50	10	3.5	3.5	3.5
	3	228	111	77	10	3.5	3.5	3.5
	4	300	151	104	10	3.5	3.5	3.5
	5	364	188	132	10	3.5	3.5	3.5
	6	423	225	160	10	3.5	3.5	3.5
3000VA	Internal	26	10.5	5.8	6	3.5	3.5	3.3
	1	95	42	28	10	3.5	3.5	3.5
	2	168	78	52	10	3.5	3.5	3.5
	3	242	115	79	10	3.5	3.5	3.5
	4	312	155	107	10	3.5	3.5	3.5
	5	380	195	136	10	3.5	3.5	3.5
	6	443	234	165	10	3.5	3.5	3.5

When used external battery cabinets, runtime is limited if the UPS output load is >70%. Please check runtime tables for details.

External Battery Cabinets

	GXTRT-EBC24VRT2U	GXTRT-EBC36VRT2U	GXTRT-EBC48VRT2U	GXTRT-EBC72VRT2U
Unit W x D x H	438 x 410 x 88	438 x 410 x 88	438 x 510 x 88	438 x 630 x 88
Weight	12.5	17.2	23.2	41.5
Internal Batteries	2 x 2 x 12 V x 9 Ah	2 x 3 x 12 V x 9 Ah	2 x 4 x 12 V x 9 Ah	2 x 6 x 12 V x 9 Ah
Compliance	CE	CE	CE	CE

Monitoring Cards

Network Communications

GXT-MTPLUSAS400	AS400 card for GXT-MTPLUS
WEBPROCARD	SNMP Management Card for GXT-MTPLUS with FREE centralized monitoring software

