

# AMPERNA<sup>®</sup>


## THE CLASSIC EDIT

Follow these simple steps towards glowing skin

CLEANSE/WASH  
YOUR SKIN  
USE MORNING & NIGHT



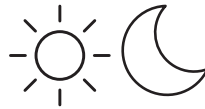
ULTRA GENTLE  
SOOTHING CLEANSER  
[ BALANCE ]



MOISTURISE  
YOUR SKIN  
USE MORNING & NIGHT



LIGHTWEIGHT  
SOOTHING+ EMULSION  
[ HYDRATE ]



EXFOLIATE YOUR SKIN  
HELPS ACNE, BLACKHEADS & UNEVEN SKIN TONE  
USE AT NIGHT ONLY/LEAVE ON



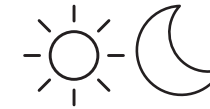
10% PRO+  
RESURFACING LOTION  
[ EXFOLIATE ]\*



APPLY A GREAT  
ANTI-AGING SERUM  
USE MORNING & NIGHT



PRO+ VITAMIN C  
HYALURONIC SERUM  
[ REPAIR ]



- Dampen **face & hands**
- Pump cleanser into hands
- Work into lather
- Apply using circular motions
- Rinse well with water
- Repeat if necessary

- Take 1-2 pumps
- Gently pat onto face and/or body
- Massage into skin using hands

You can apply your serums before your moisturiser if you prefer.

- Take 1-2 pumps
- Gently pat onto face and/or body
- **New or sensitive users should apply twice a week to start, while regular users can apply 3-4 times per week with rest days between applications.\*\***



**Don't forget to apply sunscreen before you head outside.**

- Take 1-2 pumps
- Gently pat onto face, neck and décolletage

PROCESSES

We are dedicated to providing a range that works effectively for even the most sensitive skin types.  
If you're unclear about how to best use any of our products, please contact us via our website.

**Caution: For topical external use only. Avoid direct contact with eyes and broken skin. In the rare event of an adverse reaction discontinue use. \*Exfoliants with glycolic can increase skin's sensitivity to the sun. Always wear sunscreen and appropriate sun protection while using this product. \*\*If you are new to using exfoliants containing AHA or BHA, we recommend starting with twice a week usage and building up gradually.**