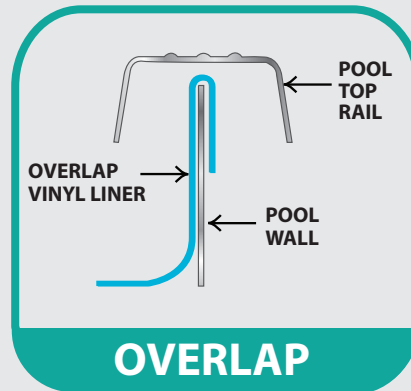
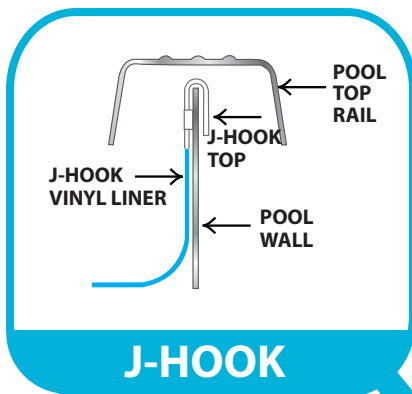


What Liner Do I Need?



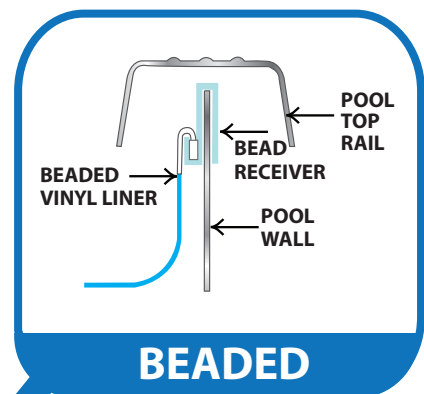
OVERLAP

Perfect for pools with wall heights from 48" - 52"



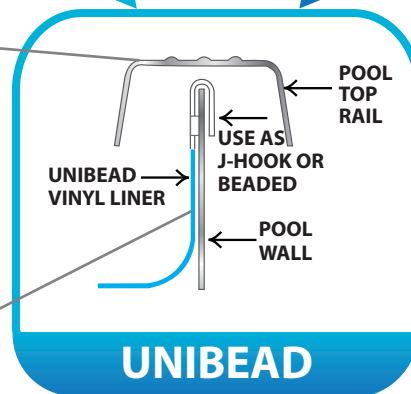
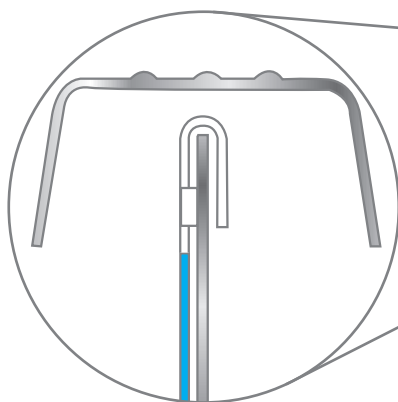
J-HOOK

J-Hook hangs on top of steel pool wall. To install using J-HOOK, simply hang J-HOOK on the pool wall.



BEADED

Beaded Liners simplify liner replacement - No disassembly of pool required. The STANDARD bead is required for above ground pools that utilize a liner receiver track. To install using the STANDARD bead, simply tear off (separate) the upper J-HOOK from the lower Standard bead and insert STANDRD bead into existing liner track.



UNIBEAD

UNI-BEAD is our ALL-in-1 J-HOOK & STANDARD bead liner. The J-Hook is also suitable for pools without a liner track and can also be used in place of an overlap liner.