

DISCOUNTER'S POOL & SPA WAREHOUSE

PHONE : (416) 665-1100
TOLL FREE : 1 (877) 380-7665
FAX : (416) 665-7400
EMAIL :

salessupport@discounterspoolandspa.com

DATE:

CUSTOMER INFORMATION

NAME:

CONTACT:

ADDRESS:

CITY:

PROVINCE:

POSTAL CODE:

HOME PHONE #:

CELL PHONE #:

EMAIL ADDRESS:

LINER INFORMATION

POOL SIZE:

WALL PATTERN:

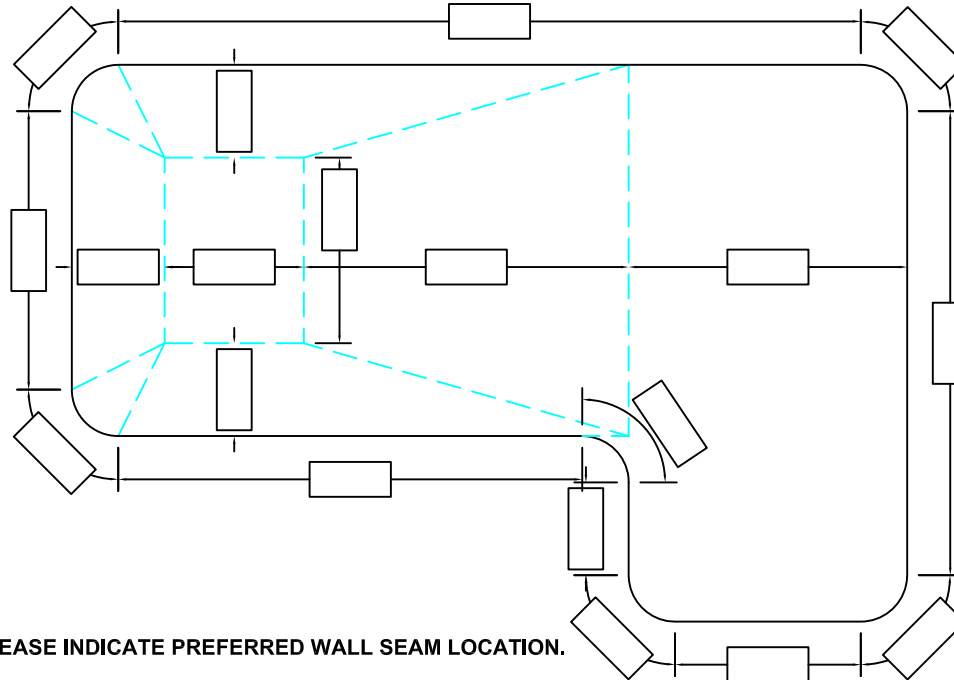
FLOOR PATTERN:

DEPTH:

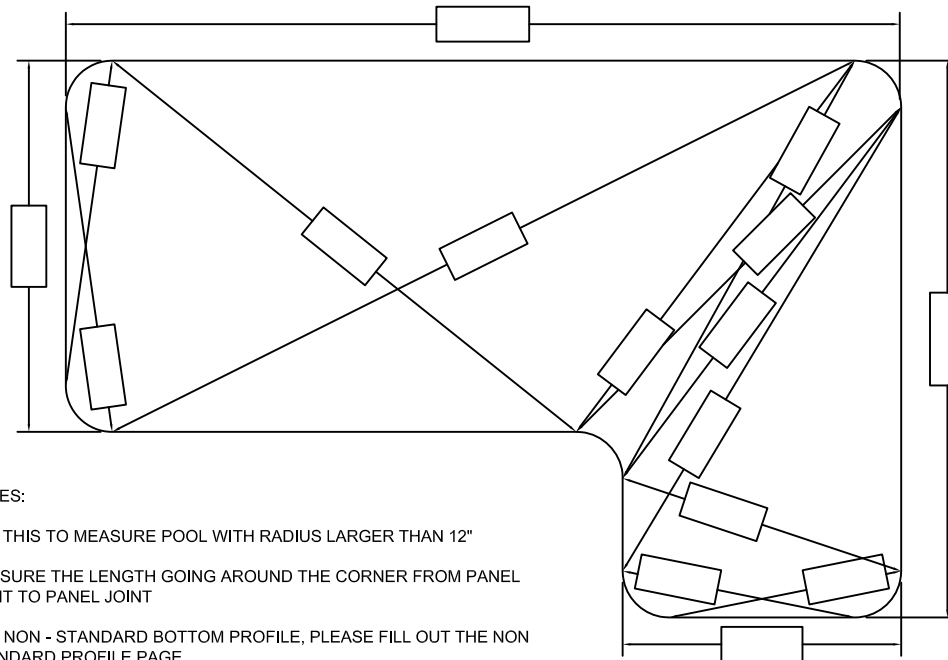
WALL HEIGHT:

PERIMETER:

**SQUARE - L LARGE RADIUS
LEFT HAND**



PLEASE INDICATE PREFERRED WALL SEAM LOCATION.



NOTES:

USE THIS TO MEASURE POOL WITH RADIUS LARGER THAN 12"

MEASURE THE LENGTH GOING AROUND THE CORNER FROM PANEL JOINT TO PANEL JOINT

FOR NON - STANDARD BOTTOM PROFILE, PLEASE FILL OUT THE NON STANDARD PROFILE PAGE

www.discounterspoolandspa.com

POOL INFO

SLOPES :

- STANDARD 
- CONVEX 
- CONCAVE 

BEAD TYPE :

- STANDARD
- STANDARD - REVERSE
- OTHER _____

VINYL COVERED STEPS :

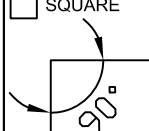
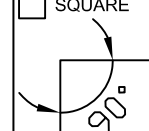
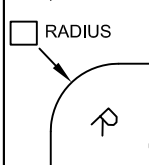
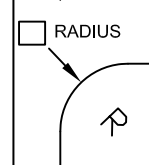
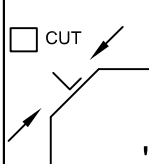
- NO : Fiberglass / Acrylic step show location on top view of the pool for wall seam
- YES : Show location on top view of the pool. Include Step dims

SAFETY LEDGE:

END : _____"

SIDES : _____"

POOL CORNERS

CORNER	REVERSE
<input type="checkbox"/> SQUARE 	<input type="checkbox"/> SQUARE 
<input type="checkbox"/> RADIUS 	<input type="checkbox"/> RADIUS 
<input type="checkbox"/> CUT 	<input type="checkbox"/> CUT 