HONEY PLAY BOX

User Manual

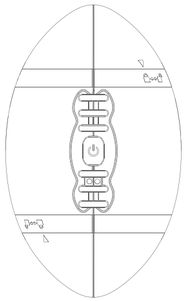

EN

Please take a few minutes to read the instructions before using the product.Please charge and clean the product before using it. It's recommended to use the original charging cable only.

• Product Specifications

Product Materials	ABS, TPE
Battery	Li-ion Rechargeable
Using Time	1 Hour
Charging Time	2 Hours
Waterproof	IPX7
Net Weight	1.07 lbs
Size	6.50*3.94in

• Size

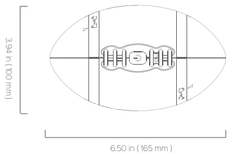

EN

• Buttons Display

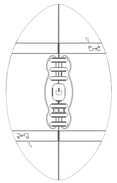

OnOff&Mode Switching Button

Magnetic Charging Port

• Instruction

- Detach the two covers of the toy before using it.
- Press and hold the button for 2s to turn on/off the device, press again to switch between 12 vibration patterns.

• How to clean

- 1.Since the product is an integrated design, please do not remove the inner TPE sleeve.
- 2.Flush the TPE sleeve by clean running water.
- 3.After cleaning, let it air dry naturally.

EN

• Light Indicator

Charging ——— Light flashes
Fully charged ——— Light on permanently
While working ——— Light on

• Maintenance

- Wash it thoroughly with mild soap and clean water.
- Air dry or dry it with a clean towel.
- Store it in a cool, dry and dust-free place, avoid direct sunlight.

• Attention

- This product is for adult use only; keep out of reach of children.
- It's recommended to use with water-based lubricants.
- Please stop using immediately if you feel uncomfortable during use.

ES

Tómese unos minutos para leer las instrucciones de este manual antes de usar el producto. Por favor, cargue y limpie el producto antes de usarlo. Se recomienda usar solo el cable original.

• Especificaciones del producto

Materiales del producto	ABS, TPE
Batería	Li-ion recargable
Tiempo de uso	1 Hora
Tiempo de carga	2 Horas
Impermeable	IPX7
Peso neto	1.07 lbs
Tamaño	6.50*3.94in

• Tamaño

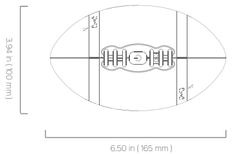

ES

• Visualización de botones

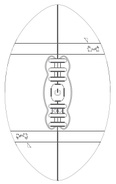

Botón de encendido/apagado y cambio de modos

Puerto de carga magnético

• Instrucciones

- Quitar las dos fundas del juguete antes de empezar a utilizarlo.
- Mantenga presionado el botón durante 2 segundos para encender/apagar el dispositivo, presione nuevamente para cambiar entre 12 patrones de vibración.

• Cómo limpiar

- 1.Dado que el producto es un diseño integrado, no retire la funda interior de TPE.
- 2.Enjuague el manguito de TPE con agua corriente limpia.
- 3.Después de la limpieza, déjelo secar al aire de forma natural.

ES

• Indicadores de luz

Cargando ——— Destellos de luz
Carga completa ——— Luz encendida Permanentemente
Mientras trabaja ——— Luz encendida

• Mantenimiento

- Lavar bien con jabón suave y agua limpia.
- Secar con una toalla limpia.
- Guardar en un lugar fresco, seco y libre de polvo, evitar la luz solar directa.

• Atención

- Este producto es solo para uso de personas adultas; manténgalo fuera del alcance de los niños.
- Se recomienda usar con lubricantes a base de agua.
- Por favor, deje de usar inmediatamente si siente algún tipo de incomodidad durante su uso.

HONEY PLAY BOX

EN

Dear Valued Customer,

Thank you for choosing Honey Play Box!
We are dedicated to bringing you Intelligent, Sleek, Luxury and Elegant Lifestyle products!
Once you registered on our website, you will get the latest updates of our innovative products with creative ways of playing.
Enjoy the amazing pleasure!

Honey Play Box Customer Service

1 Year — BY REGISTERING YOUR PRODUCT ONLINE, YOU WILL VALIDATE YOUR 1-YEAR WARRANTY

Official Website

Instagram

FOR LATEST UPDATES, FOLLOW US !

@Honey Play Box

10 Year — PROVIDING 10 YEARS OF QUALITY SERVICE AND SEXUAL WELLNESS PRODUCTS
https:// www.honeyplaybox.com

EN

Quality

Surpassing standards from Europe and America

Material Safety

All Honey Play Box products are manufactured using enviromental friendly materials including Silicone and ABS plastics. They are harmless to human body.

International Certification

Honey Play Box products have passed EU ROHS certification and meet EU CE Directive and WEEE Directive. Honey Play Box products are "Green" meeting the official safety and environmental protection standard issued by agencies in Europe and North America.

Additional Information:
The EU CE Directive and the WEEE Directive are referred to as the "Twin Directives for Environmental Protection" or "Double Green Directives" and are used to restrict hazardous substances in electronic products including lead, cadmium, and mercury. ROHS stands for "Restriction of the Use of Certain Hazardous Substances"; and WEEE stands for "Waste Electrical and Electronic Equipment". Products that meet the standards set pout in these two directives can be advertised as"Green Products".

EU CE Directive:
Is the collective name of a series of product standards issued by the European Union; enterprises complying with the standard may apply for CE certification mark on their products and labelling. Honey Play Box products surpass the standards set out by these directives and are authorized to use the mark identifying that the products comply with all EU requirements.

EN

WARNING!

Proper maintenance and care may extend the product's service life. Before using the product, please read the following safety instruction carefully.

1. Please comply with the following before using the product:
Clean the product completely: Scrub it with an antibacterial soap and then wash with clean hot water; at last, wipe it gently with towel or soft cloth.

2. During using the product
- NO using massage oil or hand cream as lubricant.
- NO using silicon-based lubricant, because it'll damage the organosilicone surface.

Reminder: Do not use any cleaning agent containing alcohol, gasoline or acetone to wipe the product. Avoid direct solar radiation and long-time exposure to the high-temperature environment. The product shall be stored in a clean and dry place without contact with other plastic products.

Maintenance of the Built-in Battery:
- This product uses rechargeable batteries. A new battery could play its full effectiveness after two or three charging and discharging processes.
- A battery can be charged or discharged for over 100 times and will go matured finally. After being charged fully, the battery shall be disconnected with the charger, or overcharge may reduce the battery life.
- When the product is idle, the electric quantity of fully charged battery will lose gradually.
- If the product is placed in a too hot or cold place, it will reduce the battery capacity and shorten the battery life. If the battery is too hot or cold, the battery life will be also short even though it is charged fully.

Battery Warning!
- When the battery damaged or tampered with, it could cause fire or chemical burn. Explosion may happen when the battery is damaged.
- The battery shall be disposed in accordance with the local laws and regulations. If possible, please recycle it. Users shall not take out or replace the battery by themselves; otherwise, the risky operation may damage the product.

PT

Reserve alguns minutos para ler as instruções antes de usar o produto.Por favor, carregue e limpe o produto antes de usá-lo. Recomenda-se usar apenas o cabo de carregamento original.

• Especificações do produto

Materiais do produto	ABS, TPE
Bateria	Li-ion recarregável
Usando o tempo	1 Hora
Tempo de carregamento	2 Horas
À prova d'água	IPX7
Peso líquido	1.07 lbs
Tamanho	6.50*3.94in

• Tamanho

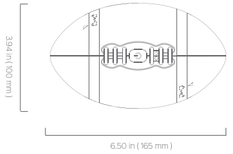

PT

• Exibição de botões

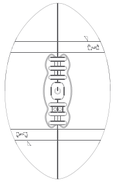

Botão de alternância de modos e liga/desliga

Porta de Carregamento Magnético

• Instrução

- Retire as duas tampas do brinquedo antes de começar a usá-lo.
- Pressione e segure o botão por 2s para ligar/desligar o dispositivo, pressione novamente para alternar entre 12 padrões de vibração.

• Como limpar

- 1. Como o produto tem um design integrado, não remova a capa interna de TPE.
- 2. Lave a manga de TPE com água corrente limpa.
- 3. Após a limpeza, deixe secar naturalmente.

PT

• Indicador de luz

Carregando ——— A luz pisca
Totalmente carregado ——— Luz acesa permanentemente
Enquanto trabalha ——— Luz acesa

• Manutenção

- Lave bem com sabão neutro e água limpa.
- Seque-o com uma toalha limpa.
- Armazene-o em local fresco, seco e livre de poeira, evite a luz solar direta.

• Atenção

- Este produto é apenas para uso adulto; Mantenha fora do alcance de crianças.
- Recomenda-se o uso com lubrificantes à base de água.
- Por favor, pare de usar imediatamente se você se sentir desconfortável durante o uso.