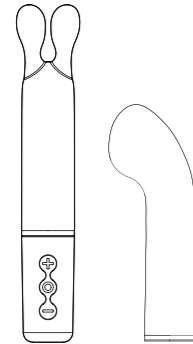


User Manual



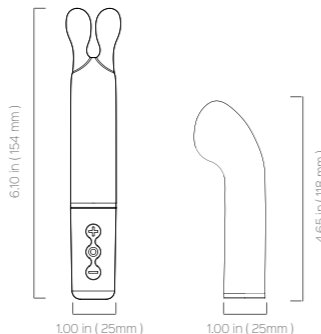
The Pinki Bundle

Please take a few minutes to read the instructions before using the product. Please charge and clean the product before using it. It's recommended to use the original charging cable only.

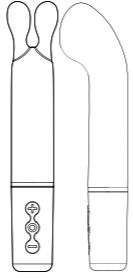
Product Specifications

Product Name	The Pinki Bundle
Product Materials	ABS, Silicone, Aluminum alloy
Battery	Li-Ion Rechargeable
Using Time	1 Hour
Charging Time	2 Hours
Waterproof	IPX6
Net Weight	Device: 0.18 lbs; Detachment: 0.15 lbs
Size	Device: 6.10*1.00in; Detachment: 4.65*1.00in

Size



Buttons Display



- ⊕ Increase the Strength of Vibration
- ⊖ On/Off&Modes Switching Button
- ⊖ Decrease the Strength of Vibration
- 🔌 USB Charging Connection

Instruction

- Press and hold the ⊖ button for 2s to turn on/off the device, press again to switch between 5 vibration patterns.
- After the device has been turned on, press the ⊕ button to increase the strength of vibration in the current mode.
- After the device has been turned on, press the ⊖ button to decrease the strength of vibration in the current mode.

Light Indicator

- Charging — Light flashes
- Fully charged — Light on permanently
- While working — Light on

Maintenance

- Wash it thoroughly with mild soap and clean water.
- Air dry or dry it with a clean towel.
- Store it in a cool, dry and dust-free place, avoid direct sunlight.

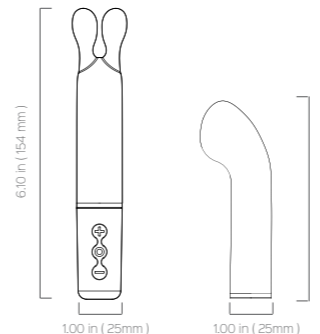
Attention

- This product is for adult use only, keep out of reach of children.
- It's recommended to use with water-based lubricants.
- Please stop using immediately if you feel uncomfortable during use.

Especificaciones del producto

Nombre del producto	The Pinki Bundle
Materiales del producto	ABS, Silicona, Aleación de aluminio
Batería	Li-Ion recargable
Tiempo de uso	1 Hora
Tiempo de carga	2 Horas
Impermeable	IPX6
Peso neto	Dispositivo: 0.18 lbs; Desapego: 0.15 lbs
Tamaño	Dispositivo: 6.10*1.00in; Desapego: 4.65*1.00in

Tamaño



Visualización de botones



- ⊕ Aumentar la fuerza de la vibración
- ⊖ Botón de cambio de modo de encendido/apagado
- ⊖ Disminuir la fuerza de la vibración
- 🔌 Conexión de carga USB

Instrucciones

- Mantenga presionado el ⊖ botón durante 2 segundos para encender/apagar el dispositivo, presione nuevamente para cambiar entre 5 patrones de vibración.
- Después de encender el dispositivo, presione el ⊕ botón para aumentar la fuerza de la vibración en el modo actual.
- Después de encender el dispositivo, presione el ⊖ botón para disminuir la fuerza de la vibración en el modo actual.

Indicadores de luz


- Cargando — Destellos de luz
- Carga completa — Luz encendida permanentemente
- Mientras trabaja — Luz encendida

Mantenimiento

- Lavar bien con jabón suave y agua limpia.
- Secar con una toalla limpia.
- Guardar en un lugar fresco, seco y libre de polvo, evitar la luz solar directa.

Atención

- Este producto es solo para uso de personas adultas, manténgalo fuera del alcance de los niños.
- Se recomienda usar con lubricantes a base de agua.
- Por favor, deje de usar inmediatamente si siente algún tipo de incomodidad durante su uso.





Dear Valued Customer,

Thank you for choosing Honey Play Box! We are dedicated to bringing you intelligent, Sleek, Luxury and Elegant Lifestyle products! Once you registered on our website, you will get the latest updates of our innovative products with creative ways of playing. Enjoy the amazing pleasure!

Honey Play Box Customer Service

1 Year BY REGISTERING YOUR PRODUCT ONLINE, YOU WILL VALIDATE YOUR 1-YEAR WARRANTY

Official Website Instagram

FOR LATEST UPDATES, FOLLOW US!

f t YouTube d i

@Honey Play Box

10 Year PROVIDING 10 YEARS OF QUALITY SERVICE AND SEXUAL WELLNESS PRODUCTS
https://www.honeyplaybox.com

Quality


Surpassing standards from Europe and America

Material Safety

All Honey Play Box products are manufactured using environmental friendly materials including Silicone and ABS plastics. They are harmless to human body.

International Certification

Honey Play Box products have passed EU ROHS certification and meet EU CE Directive and WEEE Directive. Honey Play Box products are "Green" meeting the official safety and environmental protection standard issued by agencies in Europe and North America.



Additional Information:

The EU CE Directive and the WEEE Directive are referred to as the "Twin Directives for Environmental Protection" or "Double Green Directives" and are used to restrict hazardous substances in electronic products including lead, cadmium, and mercury. ROHS stands for "Restriction of the Use of Certain Hazardous Substances"; and WEEE stands for "Waste Electrical and Electronic Equipment". Products that meet the standards set out in these two directives can be advertised as "Green Products".

EU CE Directive:

Is the collective name of a series of product standards issued by the European Union; enterprises complying with the standard may apply for CE certification mark on their products and labelling. Honey Play Box products surpass the standards set out by these directives and are authorized to use the mark identifying that the products comply with all EU requirements.

WARNING!

Proper maintenance and care may extend the product's service life. Before using the product, please read the following safety instruction carefully.

- Please comply with the following before using the product: Clean the product completely. Scrub it with an antibacterial soap and then wash with clean hot water; at last, wipe it gently with towel or soft cloth.
- During using the product
 - NO using massage oil or hand cream as lubricant.
 - NO using silicon-based lubricant, because it'll damage the organosilicone surface.

Reminder: Do not use any cleaning agent containing alcohol, gasoline or acetone to wipe the product. Avoid direct solar radiation and long-time exposure to the high-temperature environment. The product shall be stored in a clean and dry place without contact with other plastic products.

Maintenance of the Built-in Battery:

- This product uses rechargeable batteries. A new battery could play its full effectiveness after two or three charging and discharging processes.
- A battery can be charged or discharged for over 100 times and will go matured finally. After being charged fully, the battery shall be disconnected with the charger, or overcharge may reduce the battery life.
- When the product is idle, the electric quantity of fully charged battery will lose gradually.
- If the product is placed in a too hot or cold place, it will reduce the battery capacity and shorten the battery life. If the battery is too hot or cold, the battery life will be also short even though it is charged fully.

Battery Warning!

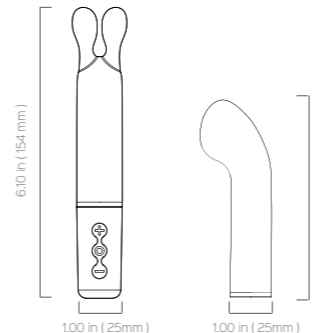
- When the battery damaged or tampered with, it could cause fire or chemical burn. Explosion may happen when the battery is damaged.
- The battery shall be disposed in accordance with the local laws and regulations. If possible, please recycle it. Users shall not take out or replace the battery by themselves; otherwise, the risky operation may damage the product.

Reserve alguns minutos para ler as instruções antes de usar o produto. Por favor, carregue e limpe o produto antes de usá-lo. Recomendamos usar apenas o cabo de carregamento original.

Especificações do produto

Nome do produto	The Pinki Bundle
Materiais do produto	ABS, Silicone, Liga de alumínio
Bateria	Li-Ion recarregável
Usando o tempo	1 Hora
Tempo de carregamento	2 Horas
À prova d'água	IPX6
Peso líquido	Dispositivo: 0.18 lbs; Destacamento: 0.15 lbs
Tamanho	Dispositivo: 6.10*1.00in; Destacamento: 4.65*1.00in

Tamanho



Exibição de botões



- ⊕ Aumente a força da vibração
- ⊖ Botão de comutação do modo de ligar/desligar
- ⊖ Diminua a força da vibração
- 🔌 Conexão de carregamento USB

Instrução

- Pressione e segure o ⊖ botão por 2s para ligar/desligar o dispositivo, pressione novamente para alternar entre 5 padrões de vibração.
- Depois que o dispositivo for ligado, pressione o ⊕ botão para aumentar a força da vibração no modo atual.
- Depois que o dispositivo for ligado, pressione o ⊖ botão para diminuir a força da vibração no modo atual.

Indicador de luz

- Carregando — A luz pisca
- Totalmente carregado — Luz acesa permanentemente
- Enquanto trabalha — Luz acesa

Manutenção

- Lave bem com sabão neutro e água limpa.
- Seque-o com uma toalha limpa.
- Armazene-o em local fresco, seco e livre de poeira, evite a luz solar direta.

Atenção

- Este produto é apenas para uso adulto; Mantenha fora do alcance de crianças.
- Recomenda-se o uso com lubrificantes à base de água.
- Por favor, pare de usar imediatamente se você se sentir desconfortável durante o uso.