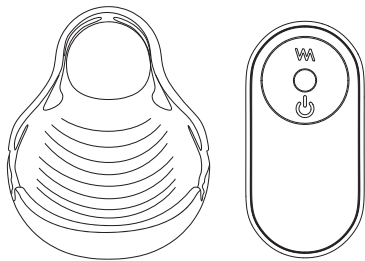


User Manual

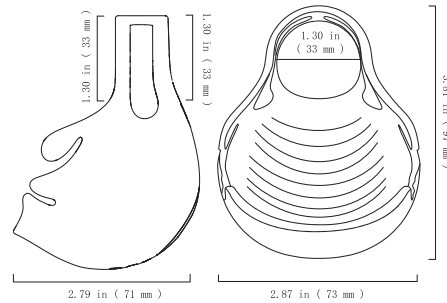


Please take a few minutes to read the instructions before using the product. Please charge and clean the product before using it. It's recommended to use the original charging cable only.

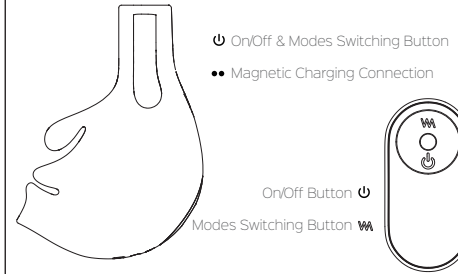
• Product Specifications

Product Materials	ABS, Silicone
Battery	Li-ion Rechargeable
Using Time	1 Hour
Charging Time	2 Hours
Waterproof	IPX6
Net Weight	1.02lbs
Size	3.81*2.87*1.30 in/9.7*7.3*3.3 cm

• Size




• Buttons Display







• Instruction

Controlled with button on vibrator:

- Press and hold the  button for 2s to turn on/off the device, and press again to switch between 9 vibrating patterns.

Remote control:

- After the product is turned on by the  button on the vibrator, press the  button on the remote control to start and switch between 9 vibrating patterns. Long press the  button to stop vibrating, and press the  button again to restart massaging.

• Light Indicator

Charging		Light flashes
Fully charged		Light on permanently
While working		Light on

• Maintenance

- Wash it thoroughly with mild soap and clean water.
- Air dry or dry it with a clean towel.
- Store it in a cool, dry and dust-free place, avoid direct sunlight.

• Attention

- This product is for adult use only; keep out of reach of children.
- It's recommended to use with water-based lubricants.
- Please stop using immediately if you feel uncomfortable during use.