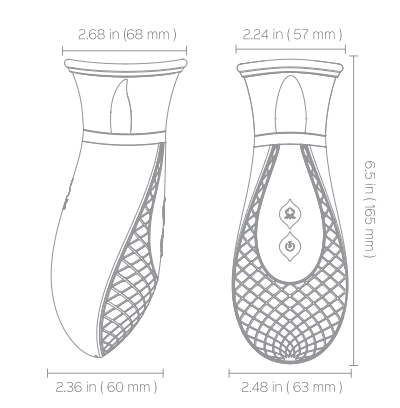


EN

• **Product Specifications**

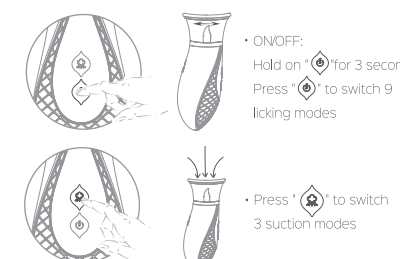
Product Name	Scioness
Product Materials	ABS Plastic / Body-Safe Silicone
Battery	Li-Ion Rechargeable
Use Time	Around 30-50 mins
Charging Time	Around 90 mins
Waterproof	Daily Water-Resistant
Net Weight	0.55lb / 248g
Size	6.51*2.68*2.24 in / 165*68*57 mm

• **Size**



EN

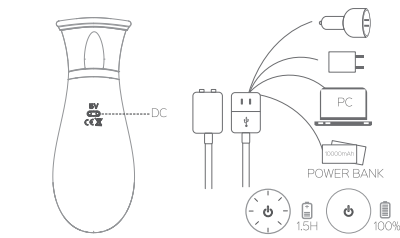
• **Function**



• **ON/OFF:**
Hold on "ON/OFF" for 3 seconds
Press "ON/OFF" to switch 9 licking modes

• Press "ON/OFF" to switch 3 suction modes

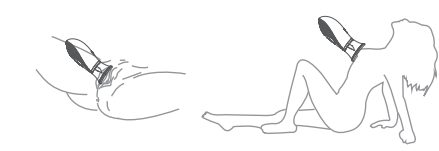
• **USB Magnetic Charging**



• Connect the device to USB port to charge.
• Do not use the device while charging.
• Please connect with power adapter below 5V.
• Please do not use under water or during shower.
• If the product can't be charged when electrified, please wait for 10 mins to confirm.

EN

• **How To Use**



USB MAGNETIC CHARGING
*WARNING: Please DO NOT use adaptor with ">5V" output
*Please make sure your toy is fully charged before the first use.

• **Product Cleaning**

- Clean Please clean product with warm water and a mild antibacterial soap.
- Wipe Dry the product thoroughly with a towel.
- Save Keep the product in a cool, dry and clean place.
- Attention Never clean this product with organic cleaner that contains alcohol, gasoline or acetone. Avoid direct sunshine.

• **Safety**

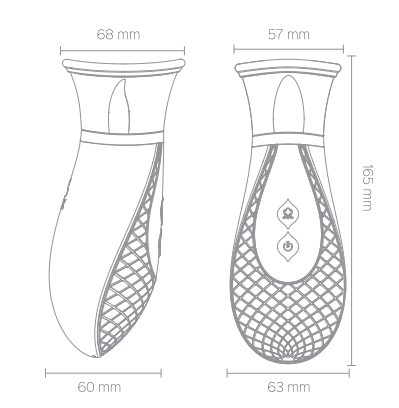
- Do not use it at temperature over 167°F / 75 °C.
- Stop using it when any discomfort occurs.
- It is recommended to use it with water-based lubricant.
- Do not use it if you find the product unsmooth or damaged.
- Keep out of reach of children.

ES

• **Especificaciones del producto**

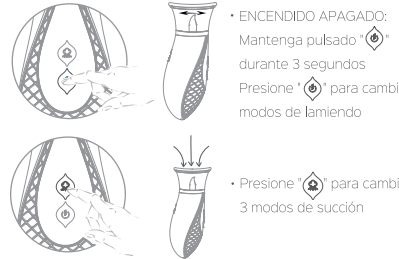
Nombre del producto	Scioness
Materiales del producto	Plástico ABS / silicona segura para el cuerpo.
Batería	Recargable de iones de litio
Tiempo de uso	Alrededor de 30-50 minutos
Tiempo de carga	Alrededor de 90 minutos
Impermeable	Resistente al agua diario
Peso neto	248g
Tamaño	165*68*57 mm

• **Tamaño**



ES

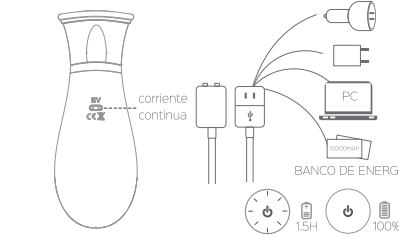
• **Función**



• **ENCENDIDO APAGADO:**
Mantenga pulsado "ON/OFF" durante 3 segundos
Presione "ON/OFF" para cambiar 9 modos de lamido

• Presione "ON/OFF" para cambiar 3 modos de succión

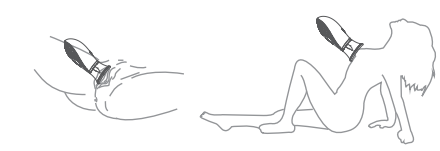
• **Carga magnética USB**



• Conecte el dispositivo al puerto USB para cargar.
• No utilice el dispositivo mientras se carga.
• Conéctelo con un adaptador de corriente por debajo de 5 V.
• No lo use bajo el agua o durante la ducha.
• Si el producto no se puede cargar cuando está electrificado, espere 10 minutos para confirmar.

ES

• **Cómo utilizar**




CARGA MAGNÉTICA USB
* ADVERTENCIA: NO use un adaptador con salida "> 5V"
* Asegúrese de que su juguete esté completamente cargado antes del primer uso.

• **Limpeza de productos**

- Limpieza Por favor higienice el producto con agua y jabón antibacteriano.
- Seque el producto con un paño o toalla limpios.
- Almacenamiento Mantenga el juguete en un lugar fresco y seco.
- Atención Nunca limpie el juguete con limpiadores abrasivos que contengan alcohol, gasolina o acetona. Evite la luz solar directa.

• **Seguridad**

- No lo use a una temperatura superior a 167°F / 75 °C.
- Deje de usarlo cuando se produzca alguna molestia.
- Se recomienda utilizarlo con lubricante a base de agua.
- No lo use si encuentra que el producto no está suave o dañado.
- Mantener fuera del alcance de los niños.




EN

Dear Valued Customer,

Thank you for choosing Honey Play Box! We are dedicated to bringing you Intelligent, Sleek, Luxury and Elegant Lifestyle products! Once you registered on our website, you will get the latest updates of our innovative products with creative ways of playing. Enjoy the great pleasure!

Honey Play Box Customer Service

1 Year BY REGISTERING YOUR PRODUCT ONLINE, YOU WILL VALIDATE YOUR 1-YEAR WARRANTY



FOR LATEST UPDATES, FOLLOW US!

@Honey Play Box

10 Year PROVIDING 10 YEARS OF QUALITY SERVICE AND SEXUAL WELLNESS PRODUCTS

EN

Quality


Surpassing standards from Europe and America

Material Safety

All Honey Play Box products are manufactured using environmental friendly materials including Silicone and ABS plastics. They are harmless to humans body.

International Certification

Honey Play Box products have passed EU ROHS certification and meet EU CE Directive and WEEE Directive. Honey Play Box products are "Green" meeting the official safety and environmental protection standard issued by agencies in Europe and North America.



Additional Information:

The EU CE Directive and the WEEE Directive are referred to as the "Twin Directives for Environmental Protection" or "Double Green Directives" and are used to restrict hazardous substances in electronic products including lead, cadmium, and mercury. ROHS stands for "Restriction of the Use of Certain Hazardous Substances"; and WEEE stands for "Waste Electrical and Electronic Equipment". Products that meet the standards set out in these two directives can be advertised as "Green Products".

EU CE Directive:

is the collective name of a series of product standards issued by the European Union; enterprises complying with the standard may apply for CE certification mark on their products and labelling. Honey Play Box products surpass the standards set out by these directives and are authorized to use the mark identifying that the products comply with all EU requirements.

EN

WARNING!

Proper maintenance and care may extend the product's service life. Before using the product, please read the following safety instruction carefully.

1. Please comply with the following before using the product:
Clean the product completely. Scrub it with an antibacterial soap and then wash with clean hot water; at last, wipe it gently with towel or soft cloth.

2. During using the product:
• NO using massage oil or hand cream as lubricant.
• NO using silicon-based lubricant, because it'll damage the organosilicone surface.

Reminder: Do not use any cleaning agent containing alcohol, gasoline or acetone to wipe the product. Avoid direct solar radiation and long-time exposure to the high-temperature environment. The product shall be stored in a clean and dry place without contact with other plastic products.

Maintenance of the Built-in Battery:
• This product uses rechargeable batteries. A new battery could play its full effectiveness after two or three charging and discharging processes.
• A battery can be charged or discharged for over 100 times and will go matured finally. After being charged fully, the battery shall be disconnected with the charger, or overcharge may reduce the battery life.
• When the product is idle, the electric quantity of fully charged battery will lose gradually.
• If the product is placed in a too hot or cold place, it will reduce the battery capacity and shorten the battery life. If the battery is too hot or cold, the battery life will be also short even though it is charged fully.

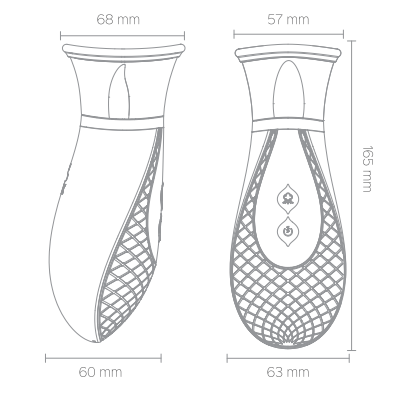
Battery Warning!
• When the battery is operated by mistake, it will fire or cause chemical burn. Explosion may happen when the battery is damaged.
• The battery shall be disposed in accordance with the local laws and regulations. If possible, please recycle it. Users shall not take out or replace the battery by themselves; otherwise, the risky operation may damage the product.

PT

• **Especificações do produto**

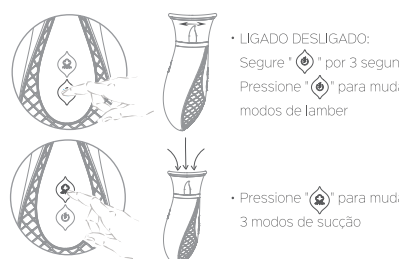
Nome do Produto	Scioness
Materiais do Produto	Plástico ABS / Silicone Seguro para o Corpo
Bateria	Li-Ion recarregável
Usar o tempo	Cerca de 30-50 minutos
O tempo de carga	Cerca de 90 minutos
A prova d'água	Diariamente Resistente à Água
Peso líquido	248g
Tamanho	165*68*57 mm

• **Tamanho**



PT

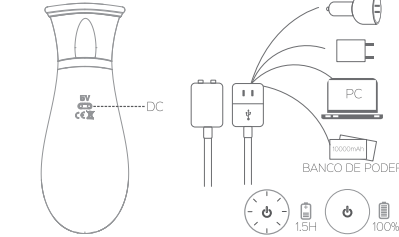
• **Função**



• **LIGADO DESLIGADO:**
Segure "ON/OFF" por 3 segundos
Pressione "ON/OFF" para mudar 9 modos de lamber

• Pressione "ON/OFF" para mudar 3 modos de succção

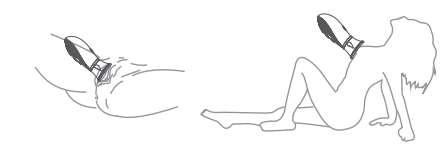
• **Carregamento magnético USB**



• Conecte o dispositivo à porta USB para carregar.
• Não use o dispositivo durante o carregamento.
• Por favor, conecte com adaptador de energia abaixo de 5V.
• Por favor, não use debaixo d'água ou durante o banho.
• Se o produto não pode ser carregado quando eletrificado, por favor aguarde 10 minutos para confirmar.

PT

• **Como usar**



CARREGAMENTO USB MAGNÉTICO
* AVISO: NÃO use adaptador com saída "> 5V"
* Certifique-se de que o seu brinquedo está totalmente carregado antes do primeiro uso.

• **Limpeza do produto**

- Limpeza Por favor, higieniza o produto com sabão antibacteriano e água.
- Após lavar o produto, seque com um pano ou toalha limpos.
- Armazenamento Mantenha o brinquedo em local fresco e seco.
- Atenção Nunca limpe o brinquedo com produtos de limpeza abrasivos que contêm álcool, gasolina ou acetona. Evite luz solar direta.

• **Segurança**

- Não use em temperaturas acima de 167°F / 75°C.
- Pare de usá-lo quando ocorrer algum desconforto.
- Recomenda-se usá-lo com lubrificante à base de água.
- Não o use se você achar que o produto não é liso ou está danificado.
- Mantenha fora do alcance de crianças.