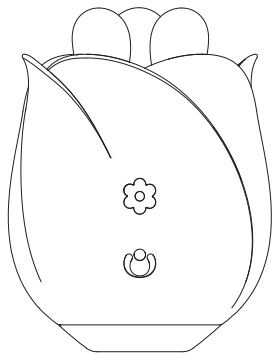


User Manual

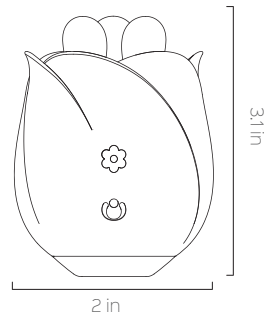


Please take a few minutes to read the instructions before using the product. Please charge and clean the product before using it. It's recommended to use the original charging cable only.

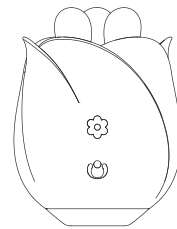
• Product Specifications

Product Materials	ABS, Silicone
Battery	Li-ion Rechargeable
Using Time	1 Hour
Charging Time	2 Hours
Waterproof	IPX7
Net Weight	0.27 lb
Size	3.1*2 in/5.08*7.87 cm

• Size



• Buttons Display



- ☰ On/Off & Modes Switching Button
- 🌸 Modes Switching Button
- Magnetic Charging Connection

• Instruction

- Press and hold the ☰ button for 2s to turn on/off the device, and press again to switch between 9 vibrating patterns.
- After the product is turned on by the ☰ button on the vibrator, press the 🌸 button to switch between 9 rotating patterns.

• Light Indicator

- Charging — Light flashes
- Fully charged — Light on permanently
- While working — Light on

• Maintenance

- Wash it thoroughly with mild soap and clean water.
- Air dry or dry it with a clean towel.
- Store it in a cool, dry and dust-free place, avoid direct sunlight.

• Attention

- This product is for adult use only; keep out of reach of children.
- It's recommended to use with water-based lubricants.
- Please stop using immediately if you feel uncomfortable during use.