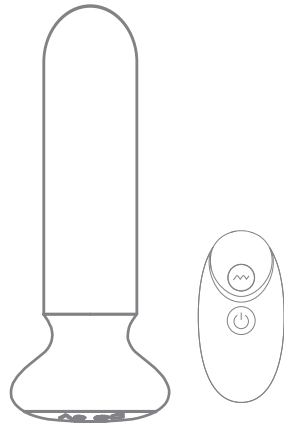


User Manual

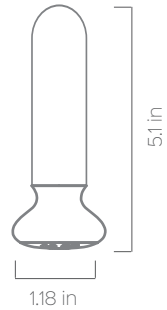


Please take a few minutes to read the instructions before using the product. Please charge and clean the product before using it. It's recommended to use the original charging cable only.

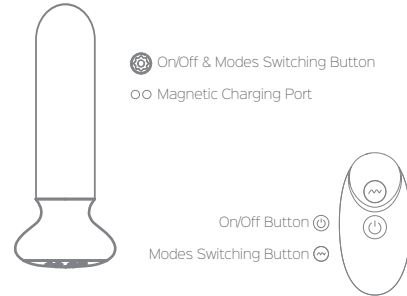
• Product Specifications

Product Materials	ABS, Silicone
Battery	Li-ion Rechargeable
Using Time	1 Hour
Charging Time	1.5 Hours
Waterproof	IPX6
Net Weight	0.19 lbs
Size	5.1**1.18"

• Size




• Buttons Display







• Instruction

Controlled with button on vibrator:

- Press and hold the  button for 1.5s to turn on/off the device, and press again to switch between 10 vibrating patterns.

Remote control:

- After the product is turned on by the  button on the vibrator, press the  button on the remote control to start and switch between 10 vibrating patterns. Long press the  button to stop vibrating, and press the  button again to restart massaging.

• Light Indicator

Charging		Light flashes
Fully charged		Light on permanently
While working		Light on

• Maintenance

- Wash it thoroughly with mild soap and clean water.
- Air dry or dry it with a clean towel.
- Store it in a cool, dry and dust-free place, avoid direct sunlight.

• Attention

- This product is for adult use only; keep out of reach of children.
- It's recommended to use with water-based lubricants.
- Please stop using immediately if you feel uncomfortable during use.