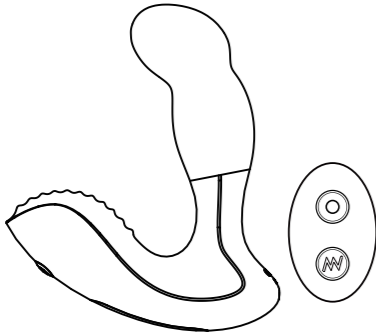


User Manual



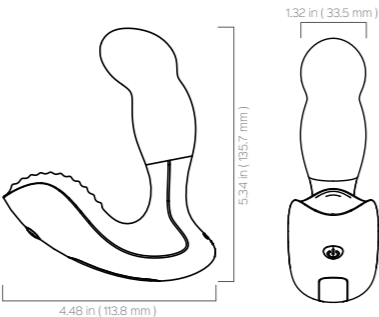
Quinn

Please take a few minutes to read the instructions before using the product. Please charge and clean the product before using it. It's recommended to use the original charging cable only.

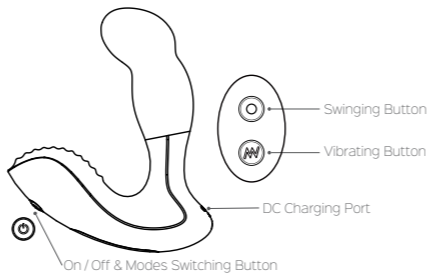
Product Specifications

Product Name	Quinn
Product Materials	ABS, Silicone
Battery	Li-Ion Rechargeable
Using Time	60 mins
Charging Time	90 mins
Waterproof	IPX6
Net Weight	145 g
Size	135.7*113.8*33.5 mm

Size



Buttons Display



Instruction

Controlled with button on vibrator:

- Press and hold the button for 3s to turn on / off the product.
- After the product is turned on, press the button again to start and switch between 7 vibrating & swinging patterns.

Remote control:

- After the product is turned on by the button on the vibrator, press the button on remote control to start and switch between 7 swinging intensities. Press and hold the button for 1.5s to stop swinging.

After the product is turned on by the button on the vibrator, press the button on remote control to start and switch between 7 vibrating patterns. Press and hold the button for 1.5s to stop vibrating.

Light indicator

power on	light on
working	light on continuously
power off	light off
charging	light flashes
fully charged	light on permanently

Maintenance

- Wash it thoroughly with mild soap and clean water.
- Dry it with a clean towel.
- Store it in a cool, dry and dust-free place, avoid direct sunlight.

Attention

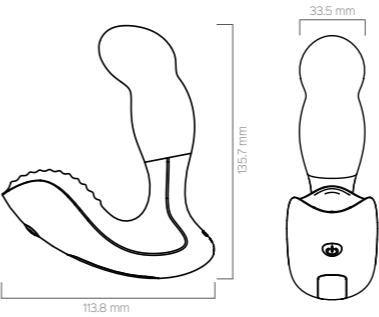
- This product is for adult use only; keep out of reach of children.
- It's recommended to use with water-based lubricants.
- Please stop using immediately if you feel uncomfortable during use.

Tómesese unos minutos para leer las instrucciones de este manual antes de usar el producto. Por favor, cargue y limpie el producto antes de usarlo. Se recomienda usar solo el cable original.

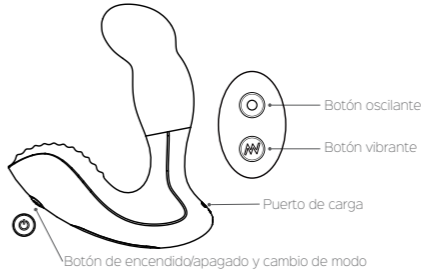
Especificaciones del producto

Nombre del producto	Quinn
Materiales del producto	ABS, Silicona
Batería	Li-Ion recargable
Tiempo de uso	60 minutos
Tiempo de carga	90 minutos
Impermeable	IPX6
Peso neto	145 g
Size	135.7*113.8*33.5 mm

Tamaño



Visualización de botones



Instrucciones.

Controlado con el botón que se encuentra en el vibrador:

- Presione el botón y manténgalo presionado durante 3s para encender / apagar el producto.
- Después de encender el producto, presione nuevamente para comenzar y cambiar entre 7 patrones de vibración y balanceo.

Control remoto:

- Después de encender el producto con el botón en el vibrador, presione el botón en el control remoto para comenzar y cambiar entre 7 intensidades de balanceo. Mantenga presionado el botón durante 1.5 s para dejar de balancearse.

Después de encender el producto con el botón del vibrador, presione el botón del control remoto para iniciar y cambiar entre 7 patrones de vibración. Mantenga presionado el botón durante 1.5 s para dejar de vibrar.

Indicadores de luz


Encendido	luz encendida.
Trabajando	luz encendida continuamente.
Apagado	luz apagada.
Cargando	destellos de luz.
Carga completa	luz encendida permanentemente.

Mantenimiento

- Lavar bien con jabón suave y agua limpia.
- Secar con una toalla limpia.
- Guardar en un lugar fresco, seco y libre de polvo, evitar la luz solar directa.

Atención


- Este producto es solo para uso de personas adultas; manténgalo fuera del alcance de los niños.
- Se recomienda usar con lubricantes a base de agua.
- Por favor, deje de usar inmediatamente si siente algún tipo de incomodidad durante su uso.





Dear Valued Customer,

Thank you for choosing Honey Play Box! We are dedicated to bringing you intelligent, Sleek, Luxury and Elegant Lifestyle products! Once you registered on our website, you will get the latest updates of our innovative products with creative ways of playing. Enjoy the amazing pleasure!

Honey Play Box Customer Service





 BY REGISTERING YOUR PRODUCT ONLINE, YOU WILL VALIDATE YOUR 1-YEAR WARRANTY


Official Website

Instagram

FOR LATEST UPDATES, FOLLOW US!

@Honey Play Box

 PROVIDING 10 YEARS OF QUALITY SERVICE AND SEXUAL WELLNESS PRODUCTS

Quality





Surpassing standards from Europe and America

Material Safety

All Honey Play Box products are manufactured using environmental friendly materials including Silicone and ABS plastics. They are harmless to human body.

International Certification

Honey Play Box products have passed EU ROHS certification and meet EU CE Directive and WEEE Directive. Honey Play Box products are "Green" meeting the official safety and environmental protection standard issued by agencies in Europe and North America.

Additional Information:

The EU CE Directive and the WEEE Directive are referred to as the "Twin Directives for Environmental Protection" or "Double Green Directives" and are used to restrict hazardous substances in electronic products including lead, cadmium, and mercury. ROHS stands for "Restriction of the Use of Certain Hazardous Substances"; and WEEE stands for "Waste Electrical and Electronic Equipment". Products that meet the standards set out in these two directives can be advertised as "Green Products".

EU CE Directive:

Is the collective name of a series of product standards issued by the European Union; enterprises complying with the standard may apply for CE certification mark on their products and labelling. Honey Play Box products surpass the standards set out by these directives and are authorized to use the mark identifying that the products comply with all EU requirements.

WARNING!

Proper maintenance and care may extend the product's service life. Before using the product, please read the following safety instruction carefully.

- Please comply with the following before using the product: Clean the product completely. Scrub it with an antibacterial soap and then wash with clean hot water; at last, wipe it gently with towel or soft cloth.
- During using the product
 - NO using massage oil or hand cream as lubricant.
 - NO using silicon-based lubricant, because it'll damage the organosilicone surface.

Reminder: Do not use any cleaning agent containing alcohol, gasoline or acetone to wipe the product. Avoid direct solar radiation and long-time exposure to the high-temperature environment. The product shall be stored in a clean and dry place without contact with other plastic products.

Maintenance of the Built-in Battery.

- This product uses rechargeable batteries. A new battery could play its full effectiveness after two or three charging and discharging processes.
- A battery can be charged or discharged for over 100 times and will go matured finally. After being charged fully, the battery shall be disconnected with the charger, or overcharge may reduce the battery life.
- When the product is idle, the electric quantity of fully charged battery will lose gradually.
- If the product is placed in a too hot or cold place, it will reduce the battery capacity and shorten the battery life. If the battery is too hot or cold, the battery life will be also short even though it is charged fully.

Battery Warning!

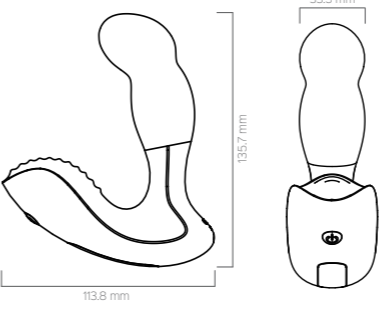
- When the battery damaged or tampered with, it could cause fire or chemical burn. Explosion may happen when the battery is damaged.
- The battery shall be disposed in accordance with the local laws and regulations. If possible, please recycle it. Users shall not take out or replace the battery by themselves; otherwise, the risky operation may damage the product.

Reserve alguns minutos para ler as instruções antes de usar o produto. Por favor, carregue e limpe o produto antes de usá-lo. Recomendamos usar apenas o cabo de carregamento original.

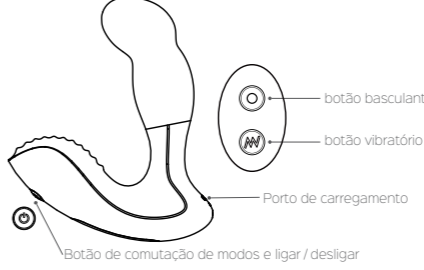
Especificações do produto

Nome do produto	Quinn
Materiais do produto	ABS, Silicone
Bateria	Li-Ion recarregável
Usando o tempo	60 minutos
Tempo de carregamento	90 minutos
A prova d'água	IPX6
Peso líquido	145 g
Size	135.7*113.8*33.5 mm

Tamanho



Exibição de botões



Instrução

Controlado com botão no vibrador:

- Pressione e segure o botão por 3s para ligar / desligar o produto.
- Depois que o produto for ligado, pressione o botão novamente para iniciar e alternar entre 7 padrões de vibração e oscilação.

Controle remoto:

- Depois que o produto é ligado pelo botão no vibrador, pressione o botão no controle remoto para iniciar e alternar entre 7 intensidades de oscilação. Pressione e segure o botão por 1.5s para parar de balançar.

Depois que o produto é ligado pelo botão no vibrador, pressione o botão no controle remoto para iniciar e alternar entre 7 padrões de vibração. Pressione e segure o botão por 1.5s para parar de vibrar.

Indicador de luz

ligar	luz acesa
funcionando	luz acesa continuamente
desligar	luz desligada
carregando	a luz pisca
totalmente carregado	luz acesa permanentemente

Manutenção

- Lave bem com sabão neutro e água limpa.
- Seque-o com uma toalha limpa.
- Armazene-o em local fresco, seco e livre de poeira, evite a luz solar direta.

Atenção

- Este produto é apenas para uso adulto; Mantenha fora do alcance de crianças.
- Recomenda-se o uso com lubrificantes a base de água.
- Por favor, pare de usar imediatamente se você se sentir desconfortável durante o uso.