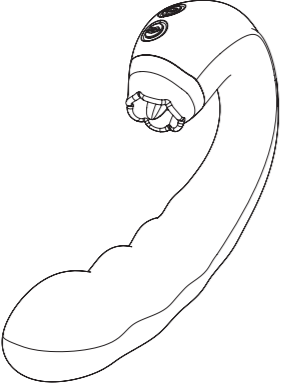


HONEY
PLAY BOX

User Manual



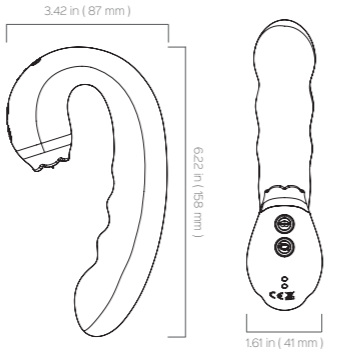
Lilian

EN

• Product Specifications

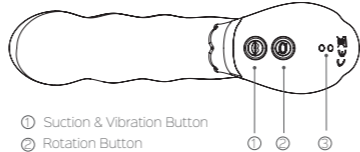
Product Name	Lilian
Product Materials	ABS, Silicone
Battery	Li-Ion Rechargeable
Use Time	1 Hour
Charging Time	2 Hours
Waterproof	IPX7 Waterproof
Net Weight	190 g
Size	158*41*87 mm

• Size




EN

• Buttons Display




① Suction & Vibration Button
② Rotation Button
③ Magnetic Charging Port

• Suction&Vibration Pattern (10)



• Press and hold the Suction&Vibration Button for 1.5s to turn on / off the sucking&vibrating of the short end. Press again to switch between 10 suction&vibration patterns.

• Rotation Pattern (3)



• Press and hold the Rotation Button for 1.5s to turn on / off the rotating of the long end. Press again to switch between 3 rotation patterns.

EN

• Maintenance

- Wash it thoroughly with mild soap and clean water.
- Dry it with a clean towel.
- Store it in a cool, dry and dust-free place, avoid direct sunlight.

• Attention

- This product is for adult use only, keep out of reach of children.
- It's recommended to use with condoms and water-based lubricants.
- Please stop using immediately if you feel uncomfortable during use.

• Lights indicator

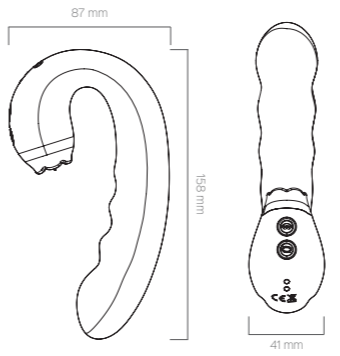
power on	light on
working	light on continuously
power off	light off
charging	light flashes
fully charged	light on permanently

ES

• Especificaciones del producto

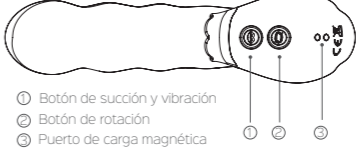
Nombre del producto	Lilian
Materiales del producto	ABS, Silicona
Batería	Li-Ion recargable
Tiempo de uso	1 hora
Tiempo de carga	2 horas
Impermeable	IPX7 a prueba de agua
Peso neto	190 g
Tamaño	158*41*87 mm

• Tamaño




ES

• Visualización de botones




① Botón de succión y vibración
② Botón de rotación
③ Puerto de carga magnética

• Patrón de succión y vibración (10)



• Mantenga presionado el botón de succión y vibración durante 1.5 segundos para encender / apagar la succión y vibración del extremo corto. Presione de nuevo para cambiar entre los 10 patrones de succión y vibración disponibles.

• Patrón de rotación (3)



• Mantenga presionado el botón de rotación durante 1.5 segundos para activar/desactivar la rotación del extremo largo. Presione de nuevo para cambiar entre los 3 patrones de rotación disponibles.

ES

• Mantenimiento

- Lavar bien con jabón suave y agua limpia.
- Secar con una toalla limpia.
- Guardar en un lugar fresco, seco y libre de polvo, evitar la luz solar directa.

• Atención

- Este producto es solo para uso de personas adultas, manténgalo fuera del alcance de los niños.
- Se recomienda usar con condones y lubricantes a base de agua.
- Por favor, deje de usar inmediatamente si siente algún tipo de incomodidad.

• Lights indicator

encendido	light on	light on	light on continuously
trabajando	light on continuously	light on continuously	light on continuously
apagado	light off	light off	light off
cargando	light flashes	light flashes	light flashes
carga completa	light on permanently	light on permanently	light on permanently

HONEY
PLAY BOX

EN

Dear Valued Customer,

Thank you for choosing Honey Play Box! We are dedicated to bringing you intelligent, Sleek, Luxury and Elegant Lifestyle products! Once you registered on our website, you will get the latest updates of our innovative products with creative ways of playing. Enjoy the amazing pleasure!

Honey Play Box Customer Service

1 Year BY REGISTERING YOUR PRODUCT ONLINE, YOU WILL VALIDATE YOUR 1-YEAR WARRANTY




Official Website Instagram

FOR LATEST UPDATES, FOLLOW US!

f t y d

@Honey Play Box

10 Year PROVIDING 10 YEARS OF QUALITY SERVICE AND SEXUAL WELLNESS PRODUCTS

EN

Quality

Surpassing standards from Europe and America

Material Safety

All Honey Play Box products are manufactured using environmental friendly materials including Silicone and ABS plastics. They are harmless to human body.

International Certification

Honey Play Box products have passed EU ROHS certification and meet EU CE Directive and WEEE Directive. Honey Play Box products are "Green" meeting the official safety and environmental protection standard issued by agencies in Europe and North America.



Additional Information:

The EU CE Directive and the WEEE Directive are referred to as the "Twin Directives for Environmental Protection" or "Double Green Directives" and are used to restrict hazardous substances in electronic products including lead, cadmium, and mercury. ROHS stands for "Restriction of the Use of Certain Hazardous Substances"; and WEEE stands for "Waste Electrical and Electronic Equipment". Products that meet the standards set out in these two directives can be advertised as "Green Products".

EU CE Directive:

Is the collective name of a series of product standards issued by the European Union; enterprises complying with the standard may apply for CE certification mark on their products and labelling. Honey Play Box products surpass the standards set out by these directives and are authorized to use the mark identifying that the products comply with all EU requirements.

EN

WARNING!

Proper maintenance and care may extend the product's service life. Before using the product, please read the following safety instruction carefully.

- Please comply with the following before using the product: Clean the product completely. Scrub it with an antibacterial soap and then wash with clean hot water; at last, wipe it gently with towel or soft cloth.
- During using the product:
 - NO using massage oil or hand cream as lubricant.
 - NO using silicon-based lubricant, because it'll damage the organosilicone surface.

Reminder: Do not use any cleaning agent containing alcohol, gasoline or acetone to wipe the product. Avoid direct solar radiation and long-time exposure to the high-temperature environment. The product shall be stored in a clean and dry place without contact with other plastic products.

Maintenance of the Built-in Battery:

- This product uses rechargeable batteries. A new battery could play its full effectiveness after two or three charging and discharging processes.
- A battery can be charged or discharged for over 100 times and will go matured finally. After being charged fully, the battery shall be disconnected with the charger, or overcharge may reduce the battery life.
- When the product is idle, the electric quantity of fully charged battery will lose gradually.
- If the product is placed in a too hot or cold place, it will reduce the battery capacity and shorten the battery life. If the battery is too hot or cold, the battery life will be also short even though it is charged fully.

Battery Warning!

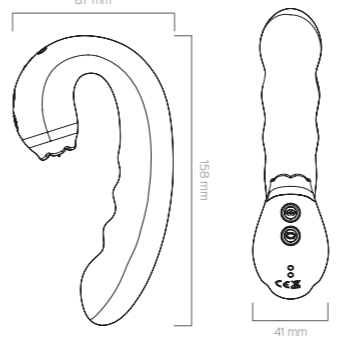
- When the battery damaged or tampered with, it could cause fire or chemical burn. Explosion may happen when the battery is damaged.
- The battery shall be disposed in accordance with the local laws and regulations. If possible, please recycle it. Users shall not take out or replace the battery by themselves; otherwise, the risky operation may damage the product.

PT

• Especificações do produto

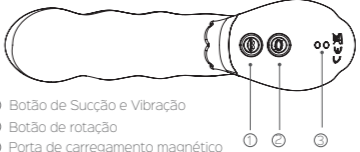
Nome do produto	Lilian
Materiais do produto	ABS, Silicone
Bateria	Li-Ion recarregável
Usando o tempo	1 hora
Tempo de carregamento	2 horas
À prova d'água	IPX7 à prova d'água
Peso líquido	190 g
Tamanho	grande vibrador: 158*41*87 mm

• Tamanho




PT

• Exibição de botões




① Botão de Sucção e Vibração
② Botão de rotação
③ Porta de carregamento magnético

• Padrão de Sucção e Vibração (10)



• Pressione e segure o botão de sucção e vibração por 1.5 s para ligar / desligar a sucção e vibração da extremidade curta. Pressione novamente para alternar entre 10 padrões de sucção e vibração.

• Padrão de rotação (3)



• Pressione e segure o botão de rotação por 1.5s para ligar/desligar a rotação da extremidade longa. Pressione novamente para alternar entre 3 padrões de rotação.

PT

• Manutenção

- Lave bem com sabão neutro e água limpa.
- Seque-o com uma toalha limpa.
- Armazene-o em local fresco, seco e livre de poeira, evite a luz solar direta.

• Atenção

- Este produto é apenas para uso adulto; Mantenha fora do alcance de crianças.
- Recomenda-se o uso com preservativos e lubrificantes à base de água.
- Por favor, pare de usar imediatamente se você se sentir desconfortável durante o uso.

• Indicador de luzes

ligar	light on	light on	light on continuously
funcionando	light on continuously	light on continuously	light on continuously
desligar	light off	light off	light off
carregando	light flashes	light flashes	light flashes
totalmente carregado	light on permanently	light on permanently	light on permanently