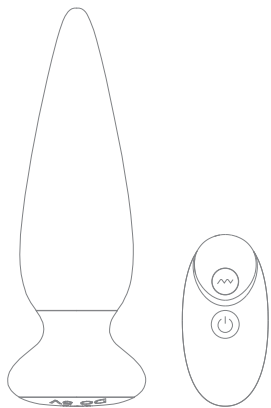


User Manual

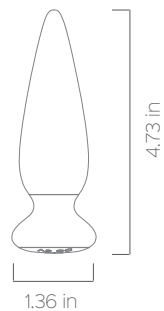


Please take a few minutes to read the instructions before using the product. Please charge and clean the product before using it. It's recommended to use the original charging cable only.

• Product Specifications

Product Materials	ABS, Silicone
Battery	Li-ion Rechargeable
Using Time	1 Hour
Charging Time	2 Hours
Waterproof	IPX7
Net Weight	0.16lbs
Size	4.73*1.36

• Size



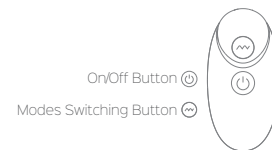
EN

• Buttons Display



⊗ On/Off & Modes Switching Button

○ ○ Magnetic Charging Port



On/Off Button ⊗

Modes Switching Button ⊗

• Instruction

Controlled with button on vibrator:

- Press and hold the ⊗ button for 1.5s to turn on/off the device, and press again to switch between 10 vibrating patterns.

Remote control:

- After the product is turned on by the ⊗ button on the vibrator, press the ⊗ button on the remote control to start and switch between 10 vibrating patterns. Long press the ⊗ button to stop vibrating, and press the ⊗ button again to restart massaging.

EN

• Light Indicator

Charging — Light flashes
Fully charged — Light on permanently
While working — Light on

• Maintenance

- Wash it thoroughly with mild soap and clean water.
- Air dry or dry it with a clean towel.
- Store it in a cool, dry and dust-free place, avoid direct sunlight.

• Attention

- This product is for adult use only; keep out of reach of children.
- It's recommended to use with water-based lubricants.
- Please stop using immediately if you feel uncomfortable during use.

EN