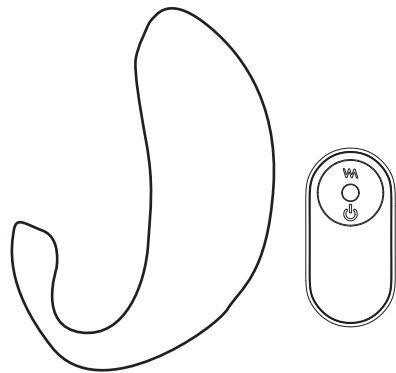


User Manual

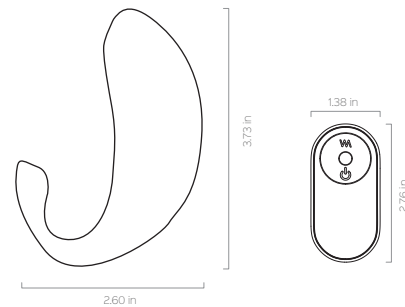


Please take a few minutes to read the instructions before using the product. Please charge and clean the product before using it. It's recommended to use the original charging cable only.

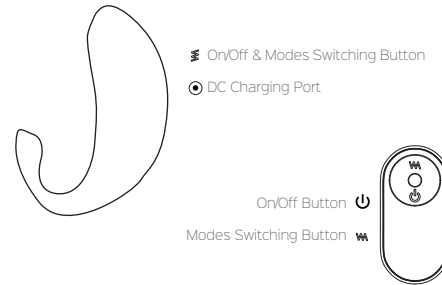
• Product Specifications

Product Materials	ABS, Silicone
Battery	Li-ion Rechargeable
Using Time	1 Hour
Charging Time	2 Hours
Waterproof	IPX6
Net Weight	0.15 lb
Size	Vibrator: 3.73*2.60 in/9.4*6.6 cm; Remote: 2.76*1.38 in/7.0*3.5 cm

• Size



• Buttons Display



• Instruction

Controlled with button on vibrator:

- Press and hold the button for 2s to turn on/off the device, and press again to switch between 9 vibrating patterns.

Remote control:

- After the product is turned on by the button on the vibrator, press the button on the remote control to start and switch between 9 vibrating patterns. Long press the button to stop vibrating, and press the button again to restart massaging.

• Light Indicator

Charging		Light flashes
Fully charged		Light on permanently
While working		Light on

• Maintenance

- Wash it thoroughly with mild soap and clean water.
- Air dry or dry it with a clean towel.
- Store it in a cool, dry and dust-free place, avoid direct sunlight.

• Attention

- This product is for adult use only; keep out of reach of children.
- It's recommended to use with water-based lubricants.
- Please stop using immediately if you feel uncomfortable during use.