


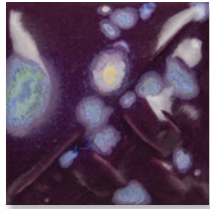


STONEWARE


Classic | Matte | Texture | Crystal | Wash | Flux



NEW STONEWARE GLAZES 2023



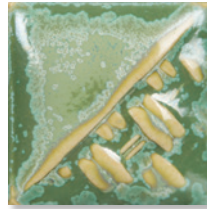
SW-190
Passion Flower




SW-191
Peppered Plum



SW-192
Amaryllis



SW-193
Ivy



SW-194
Nimbus



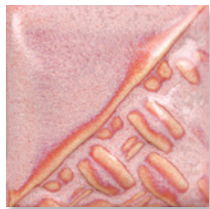
SW-195
Riptide



SW-196
Sand Dollar



SW-197
Fossil Rock




SW-198
Rose Quartz



SW-511
Pink Gloss



SW-512
Coral Gloss



SW-513
Brown Gloss



SW-192 Amaryllis
on speckled clay



Dinnerware Safe

All Mayco Stoneware glazes are dinnerware safe when used according to manufacturer's directions, except where noted by the "Not Dinnerware Safe" icon. This may be due to surface durability or texture of fired surface. Finishedware producers may be required to have their ware food safe tested prior to introducing into commerce.

STONEWARE CLASSIC

Stoneware glazes offer the depth, sophistication and reliability to artists working from mid-range to high-fire temperatures. Many glazes will break over textures, revealing secondary colors and shades. The choice of clay body, thickness of glaze application, firing process and temperature will affect the fired results.



SW-180
Desert Dusk
over
SW-128
Cordovan



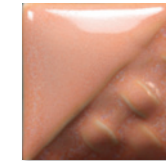
SW-250
White Opal



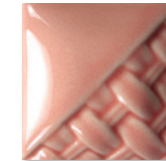
SW-196
Sand Dollar




SW-169
Frosted Lemon



SW-168
Coral Sands



SW-205
Coral



SW-113
Speckled Plum



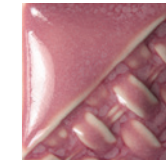
SW-119
Cinnabar



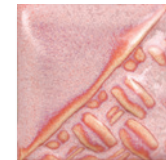
SW-128
Cordovan




SW-177
Raspberry Mist



SW-251
Pink Opal



SW-198
Rose Quartz



SW-183
Oxblood



SW-143
Abalone



SW-165
Lavender Mist



SW-134
Eggplant



SW-125
Purple Mint



SW-255
Gray Opal




SW-166
Norse Blue



SW-211
Glacier Blue



SW-252
Blue Opal



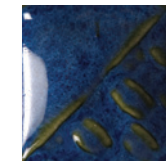
SW-194
Nimbus



SW-101
Stoned Denim



SW-123
Sapphire



SW-100
Blue Surf



SW-212
Peacock



SW-201
Turquoise

SW-167
Sand & Sea

SW-253
Green Opal

SW-193
Ivy

SW-108
Green Tea



SW-121
Smoke



SW-184
Speckled Toad



SW-210
Emerald



SW-120
Northern Woods



SW-131
Birch




SW-110
Oyster



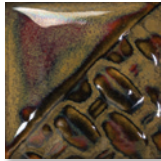
SW-127
Olivine



SW-204
Amber Topaz



SW-122
Maycoshino



SW-112
Tiger's Eye



SW-203
Root Beer



SW-130
Copper Jade



SW-129
Copper Float



SW-178
Fool's Gold



SW-132
Mirror Black



SW-133
Copper Ore



SW-166 Norse Blue
over SW-168 Coral Sands

CLASSIC & MATTE TIPS

- Mayco glazes are user-friendly in application, layering and firing.
- Used alone, stoneware glazes produce beautiful color variations; one coat will allow the clay body to show through the glaze and two to three coats deepen the color.
- SW-136 Weathered Blue, SW-137 Storm Gray, and SW-138 Lemon Meringue are unique glazes that change in appearance with number of glaze coats. One coat will display more color while additional coats will increase mottling and white variegation.

STONEWARE MATTE



SW-141
White Matte



SW-106
Alabaster



SW-187
Himalayan Salt




SW-138
Lemon Meringue




SW-162
Pink Matte




SW-158
Lilac Matte



SW-136
Weathered Blue



SW-105
Frost Blue



SW-109
Capri Blue



SW-186
Azurite



SW-135
Wintergreen



SW-195
Ripptide



SW-164
Satin Patina



SW-185
Rainforest



SW-172
Macadamia



SW-197
Fossil Rock



SW-107
Dunes



SW-173
Amber Quartz



SW-145
Tea Dust




SW-188
Landslide




SW-175
Rusted Iron



SW-174
Leather



SW-144
Lava Rock



SW-104
Black Walnut




SW-182
Antique Brass



SW-111
Wrought Iron



SW-137
Storm Gray

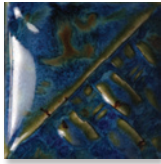


SW-142
Gray Matte



SW-140
Black Matte


STONEWARE CRYSTAL



SW-115
Midnight Rain




SW-116
Robin's Egg



SW-117
Honeycomb



SW-118
Sea Salt



SW-146
Aurora Green



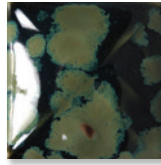
SW-147
Moonscape



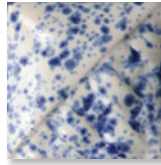
SW-148
Lime Shower



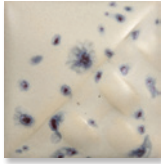
SW-150
Celadon Bloom



SW-151
Olive Float



SW-152
Blue Splatterware




SW-153
Indigo Rain



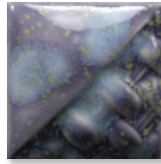
SW-154
Shipwreck




SW-155
Winter Wood



SW-156
Galaxy



SW-170
Blue Hydrangea



SW-171
Enchanted Forest



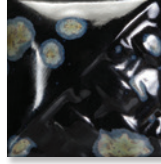
SW-176
Sandstone



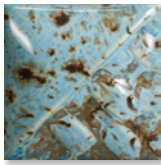
SW-179
Muddy Waters



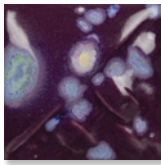
SW-180
Desert Dusk




SW-181
Night Moth



SW-189
Cenote



SW-190
Passion Flower



SW-191
Peppered Plum



SW-192
Amaryllis

CRYSTAL TIPS

- Crystal glazes are designed to expand upon the surface with dazzling bursts of color.
- Crystals will settle to the bottom of the jar and will need thorough mixing prior to initial use and in between each coat.

- Apply two to three coats using a fan brush. While the glaze is wet, use your brush to redistribute crystals to achieve balanced coverage. Over-application of the crystals can cause pinholing or running.
- Crystals can create movement. Avoid having a heavy concentration of crystals near the bottom of your piece.

STONEWARE GLOSS

Stoneware Gloss glazes can be used in design, all over coverage and are the ideal product for intermixability at mid-range temperatures. The integrity of your design will remain unchanged as these glazes are incredibly stable and will not move or combine with surrounding colors.



SW-501
White Gloss




SW-502
Yellow Gloss



SW-503
Orange Gloss



SW-512
Coral Gloss



SW-504
Red Gloss



SW-511
Pink Gloss



SW-505
Purple Gloss



SW-506
Bright Blue Gloss




SW-510
Blue Gloss



SW-507
Bright Green Gloss



SW-509
Dark Green Gloss



SW-513
Brown Gloss



SW-508
Black Gloss

STONEWARE CLEAR



SW-001
Clear



SW-002
Matte Clear



SW-004
Zinc-Free Clear

Mayco Stoneware Clear Glazes will preserve and enhance the surface of your work.

CLEAR TIPS

- **SW-001 Clear** is formulated to reach high fire temperatures up to cone 10.
- **SW-002 Matte Clear** fires to a satin matte finish at cone 5/6 and will become more satin at cone 10.
- **SW-004 Zinc-Free Clear** is designed for use on products containing chrome-based pigments to ensure that you will get a smooth and clear surface.

STONEWARE SPECIALTY

Stoneware specialty glazes were developed for special effects and surface depth.



CRACKLE TIPS

SW-149 Crackle White and SW-003 Crackle Matte Clear are developed for mid-range firing temperatures where a fine crackle pattern will develop with 2-3 coats. To highlight the crackle pattern, after firing, wipe black acrylic or ink over the ware and wipe off, allowing the ink to fill the cracks.

MUDCRACK TIPS

SW-403 White Mudcrack and SW-404 Black Mudcrack were developed to create a highly-texture raised and cracked surface. The thicker the application, the more textured the surface. Mudcrack can be directly applied to bisqueware or in combination with other mid-range glazes.

MAGMA TIPS


SW-405 Light Magma and SW-406 Dark Magma were developed to create a rough, cratered surface. The thicker the application, the more textured the surface will be. Magma can be directly applied to bisqueware or in combination with other mid-range glazes.



SW-403 White Mudcrack over SW-505 Purple Gloss

WORKING WITH FLUX

Light Flux and Dark Flux are flowing glazes intended for use with other stoneware glazes to enhance movement, promote reactions and add interesting effects. Apply 2-3 coats under or over another mid-range glaze to bring about "hidden colors".



CONE 6 RESULTS




CONE 10 RESULTS



Technique was achieved by brushing on two (2) layers of base glaze. Then apply two (2) layers of top glaze, letting glazes dry between coats.

WASHES

Mayco Washes are a multi-purpose product with limitless possibilities. These washes can be used alone for staining techniques or with any glaze from low-fire (cone 05/06), mid-range (cone 5/6), and up to cone 10. They are beautiful in oxidation or reduction and can expand the glaze palette for an artist or teacher. Mayco Stoneware Washes are highly concentrated metallic glaze colorants formulated for ease of use and versatility. Washes are not dinnerware safe unless used in combination with clear or another glaze that creates a sealed and chemically durable finish. 🌱



SW-301
Iron Wash



SW-302
Rutile Wash



SW-303
Manganese Wash



SW-304
Copper Wash



SW-305
Cobalt Wash

WASH TIPS

- Formulated for ease of use and brushability.
- Washes can be applied in a variety of ways, but are often painted into textured areas and wiped away on the higher surface to accentuate the texture.
- Can be fired from cones 06 - 10. Chips shown are fired to cone 6.



SCAN ME!

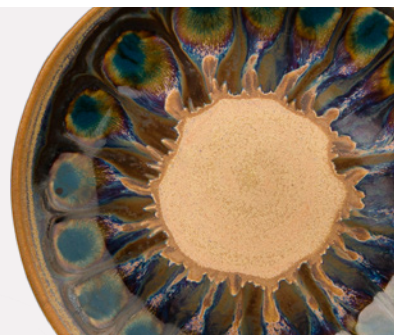
For more tips, see our Washes Guide.




Get Inspired

Explore ideas, draw inspiration, or choose your next project from our extensive project library, such as the popular peacock technique!

Visit [MaycoColors.com](https://www.mayco.com) to access our Project Library.



AVAILABLE SIZING



	4 oz.	Wide mouth pt.	1 gal.	10 lbs. dry
Classic		√		Select
Matte		√		Select
Crystal		√		Select
Gloss		√		Select
Clear		√	√	√
Specialty	√ (Flux only)	√		√ (Magma only)
Washes	√			

Dry Glazes

Use Mayco Stoneware Dry glazes (SD-#) for fast dipping and layering, creating natural flowing effects. Fine and uniform particle size and a thorough dry mixing process make Mayco Stoneware Dry glaze consistency so perfect that sieving is optional. Available in select 10 lbs. bags. Contact your Mayco Distributor to order.

Visit [MaycoColors.com](https://www.mayco.com) for additional resources.

Using Mayco Stoneware Glazes: A Comprehensive Guide

Go in depth with Stoneware using our comprehensive guide, including information on Food and Dinnerware Safety, ACMI seals, application, firing style, glaze performance, movement, formula groupings, and more!

SCAN ME!

Access the guide for in-depth knowledge.



LOW-FIRE GLAZES AT MID-RANGE

Artists can incorporate and combine other Mayco products with Stoneware glazes at mid-range (cone 5/6) temperatures. Cone 6 color performance can be found on the left side of the low-fire glaze label. Visit MaycoColors.com for more information on low-fire glazes at mid-range.

Stroke & Coat®

Many Stroke & Coat® glazes perform well at mid-range. Darker colors such as red, orange, yellow, blue and green may darken compared to their cone 06 results. Lighter colors such as tan, purple and pink will fade.



SC-33 Fruit of the Vine and SC-29 Blue Grass trailed under SW-143 Abalone

Elements™

Many Elements™ and Elements™ Chunkies create beautiful effects when used with stoneware at mid-range. Elements™ will be quite fluid and move during the firing process so keep away from the bottom of the ware.



EL-149 Lavender Flower over SW-110 Oyster and SW-134 Eggplant on the rim

Jungle Gems™

Jungle Gems™ glazes perform at mid-range for very interesting results. Crystals will have additional movement at higher temperatures and will act more as a blending agent.



S-2726 Cheetah over SW-188 Landslide;
S-2701 Peacock over SW-186 Azurite;
S-2714 Herb Garden over SW-185 Rainforest

Designer Liner

Designer Liner enables artists to achieve crisp, non-moving linework from cones 06 - 6 temperatures. To ensure sharpness in line quality, use a non-moving translucent or clear glaze over the top of Designer Liner.




Designer Liner,
SW-119 Cinnabar and SW-001 Clear

STONEWARE GLAZE COMBINATIONS

Artists can achieve incredible finishes with a simple combination of two glazes. Visit MaycoColors.com for more Stoneware glaze combinations and inspiration.

CONE 6 RESULTS



SW-184 Speckled Toad over SW-156 Galaxy



SW-167 Sand & Sea over SW-173 Amber Quartz



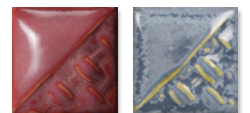
SW-185 Rainforest over SW-172 Macadamia



SW-169 Frosted Lemon over SW-203 Root Beer



SW-151 Olive Float over SW-253 Green Opal



SW-177 Raspberry Mist over SW-194 Nimbus

Technique was achieved by brushing on two (2) layers of base glaze. Then apply two (2) layers of top glaze, letting glazes dry between coats.

STONEWARE GLAZE COMBINATIONS

Artists can achieve incredible finishes with a simple combination of two glazes.
 Visit MaycoColors.com for more Stoneware glaze combinations and inspiration.

CONE 10 RESULTS



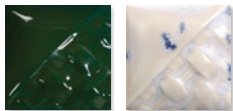
SW-155 Winter Wood over SW-125 Purple Mint




SW-129 Copper Float over SW-187 Himalayan Salt



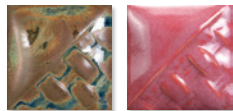
SW-127 Olivine over SW-119 Cinnabar



SW-509 Dark Green Gloss over SW-153 Indigo Rain



SW-186 Azurite over SW-172 Macadamia



SW-179 Muddy Waters over SW-177 Raspberry Mist


Stoneware Glazes at Cone 10

Mayco Stoneware glazes are intended for use at cone 5/6, but many are also pleasing and stable at cone 10 oxidation, reduction or other alternative atmospheric firing conditions. Always test prior to use.



CONE 10 RESULTS

STONEWARE CLASSIC



Chips shown have been fired to cone 10 reduction on white stoneware body.



SW-194
Nimbus



SW-101
Stoned Denim



SW-123
Sapphire



SW-100
Blue Surf



SW-212
Peacock



SW-201
Turquoise



SW-167
Sand & Sea




SW-253
Green Opal




SW-193
Ivy



SW-108
Green Tea



SW-121
Smoke



SW-184
Speckled Toad



SW-210
Emerald



SW-120
Northern Woods



SW-131
Birch



SW-110
Oyster



SW-127
Olivine




SW-204
Amber Topaz



SW-122
Maycoshino



SW-112
Tiger's Eye




SW-203
Root Beer



SW-130
Copper Jade



SW-129
Copper Float



SW-178
Fool's Gold



SW-132
Mirror Black



SW-133
Copper Ore

The choice of clay body, thickness of glaze application, firing process and temperature will affect the fired results. Due to variability, we recommend testing prior to application to artwork.



SW-180 Desert Dusk over SW-107 Dunes

STONEWARE MATTE



SW-141
White Matte



SW-106
Alabaster



SW-187
Himalayan Salt



SW-138
Lemon Meringue




SW-162
Pink Matte



SW-158
Lilac Matte




SW-136
Weathered Blue



SW-105
Frost Blue



SW-109
Capri Blue



SW-186
Azurite



SW-135
Wintergreen



SW-195
Riptide



SW-164
Satin Patina



SW-185
Rainforest



SW-172
Macadamia



SW-197
Fossil Rock



SW-107
Dunes



SW-173
Amber Quartz



SW-145
Tea Dust



SW-188
Landslide



SW-175
Rusted Iron



SW-174
Leather



SW-144
Lava Rock



SW-104
Black Walnut



SW-182
Antique Brass



SW-111
Wrought Iron



SW-137
Storm Gray



SW-142
Gray Matte



SW-140
Black Matte

STONEWARE CRYSTAL



SW-115 Midnight Rain SW-116 Robin's Egg SW-117 Honeycomb SW-118 Sea Salt SW-146 Aurora Green



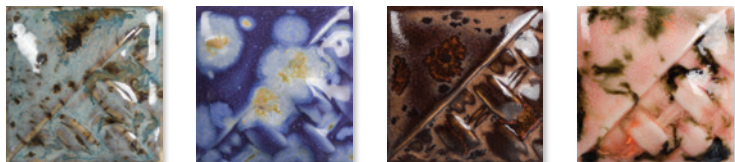
SW-147 Moonscape SW-148 Lime Shower SW-150 Celadon Bloom SW-151 Olive Float SW-152 Blue Splatterware



SW-153 Indigo Rain SW-154 Shipwreck SW-155 Winter Wood SW-156 Galaxy SW-170 Blue Hydrangea



SW-171 Enchanted Forest SW-176 Sandstone SW-179 Muddy Waters SW-180 Desert Dusk SW-181 Night Moth



SW-189 Cenote SW-190 Passion Flower SW-191 Peppered Plum SW-192 Amaryllis

STONEWARE CLEAR



SW-001 Clear SW-002 Matte Clear SW-004 Zinc-Free Clear

STONEWARE GLOSS



SW-501 White Gloss SW-502 Yellow Gloss SW-503 Orange Gloss SW-512 Coral Gloss SW-504 Red Gloss



SW-511 Pink Gloss SW-505 Purple Gloss SW-506 Bright Blue Gloss SW-510 Blue Gloss SW-507 Bright Green Gloss



SW-509 Dark Green Gloss SW-513 Brown Gloss SW-508 Black Gloss

STONEWARE SPECIALTY



SW-149 Crackle White SW-003 Crackle Matte Clear SW-403 White Mudcrack SW-404 Black Mudcrack SW-405 Light Magma



SW-406 Dark Magma SW-401 Light Flux SW-402 Dark Flux
(over SW-119 Cinnabar) (over SW-119 Cinnabar)

Stroke & Coat®

The Creative Choice

An intermixable, versatile glaze
perfect for the classroom or studio.



Jungle Gems™ Crystal Glaze

Featuring crystals that bloom into
unique and beautiful surfaces. Try in
combination with other glazes.



UNDERGLAZES

Fundamentals® | Designer Liner | E-Z Stroke®

Vibrant color, highly versatile and
a staple for ceramic artists.



Expand your palette
with these glaze lines and
other products from Mayco.



MC-482E 3/23

Mayco Colors
Coloramics, LLC
4077 Weaver Court South
Hilliard, OH 43026

614-675-2020
info@maycocolors.com
MaycoColors.com

