


















Common Phone Tasks

View online help on phone	Press  () >  .
Place a call	Press  and enter a number.
Redial a number	Press  .
Use a headset	Press  ().
Mute your phone	Press  .
Hold a call	Press  .
Resume a call	Press  (flashing).
Transfer a call to new number	Press  .
Place an intercom call	Press  ().
Speed dial a number	Press  ().
Initiate a conference call	Press  ().



QUICK REFERENCE



Cisco Unified IP Phone 7931G Quick Reference for Cisco Unified Communications Manager 8.5(1) (SCCP and SIP)

Softkey Definitions
Phone Screen Icons
Button Icons
Common Phone Tasks

Softkey Definitions























AbbrDial	Dial using a speed-dial index number
Answer	Answer a call
Back	Return to the previous Help topic
CallBack	Receive notification when a busy extension becomes available
Cancel	Cancel an action or exit a screen without applying changes
CFwdALL	Setup/cancel call forwarding
Clear	Delete records or settings
Close	Close the current window
Confrn	Create a conference call
Conflist	View conference participants
Delete	Remove characters to the right of the cursor when using EditDial
Details	Open the Details record for a multiparty call in the Missed Calls and Received Calls logs
Dial	Dial a phone number
DND	Turn on/off Do Not Disturb
EditDial	Edit a number in a call log
EndCall	Disconnect the current call or the current intercom call
Erase	Reset settings to their defaults
Exit	Return to the previous screen
GPickUp	Answer a call that is ringing in another group or on another line
iDivert	Divert or redirect a call to a voice message system
Links	View related Help topics
Main	Display the Help main menu










Cisco and the Cisco Logo are trademarks of Cisco Systems, Inc. and/or its affiliates in the U.S. and other countries. A listing of Cisco's trademarks can be found at www.cisco.com/go/trademarks. Third party trademarks mentioned are the property of their respective owners. The use of the word partner does not imply a partnership relationship between Cisco and any other company. (1005R)







MeetMe	Host a Meet-Me conference call
more	Display additional softkeys
NewCall	Make a new call
OPickUp	Answer a call that is ringing in an associated group
Park	Store a call using Call Park
PickUp	Answer a call that is ringing on another phone in your group
Redial	Redial the most recently dialed number
Remove	Remove a conference participant
Resume	Resume a call on hold
RmLstC	Drop the last party added to a conference call
Save	Save the chosen settings
Search	Search for a directory listing
Select	Select a menu item or call
Transfer	Transfer a call
Update	Refresh content
VidMode	Choose a video display mode
<<	Delete entered characters
>>	Move through entered characters

Phone Screen Icons

Call State	
	On-hook line
	Off-hook line
	Connected call
	Call Forwarding enabled
	Ringing call, or a BLF-monitored line is ringing (BLF Pickup)
	Call on hold; remote call on hold
	Hold Reversion
	Remote-in-use
	Authenticated call
	Encrypted call
	Idle intercom line
	One-way intercom call
	Two-way intercom call
Feature Access	
	Application menu
	Settings menu
	Directories menu
	Messages menu
	Services menu
	Headset button
	Conference button
	Other call features
	Mobility

	Feature enabled
	Feature disabled
	Speed-dial button
Audio or Video Mode	
	Handset in use
	Speakerphone in use
	Headset in use
	Video

Button Icons

	Redial
	Transfer
	Hold
	Navigation and Select
	Speaker
	Mute