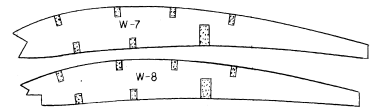
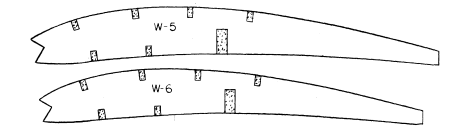
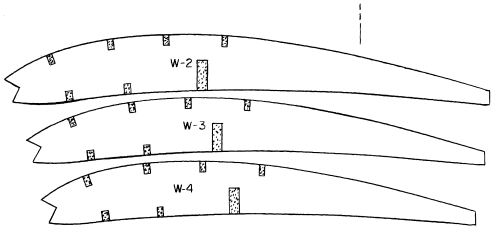
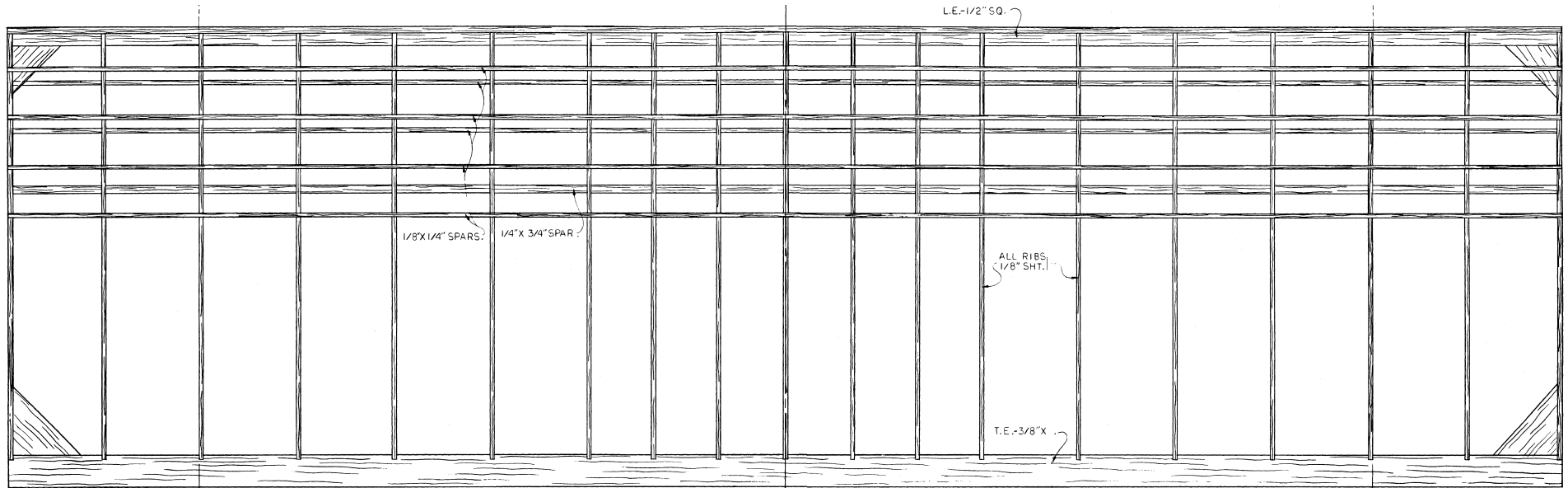


**LANZO'S
1938
BOMBER**

THE "BOMBER" IS A 1938 FREE FLIGHT DESIGN BY CHESTER D. LANZO. TRACED BY RALPH E. TURNER FROM ORIGINAL DRAWINGS, 1980.

SPECIFICATIONS:
 WING SPAN - 96 INCHES.
 WING AREA - 1260 SQ. INCHES.
 O.A.L. - 52 INCHES.
 MAX. GLO ENGINE SIZE - .56 C.I.D.
 MIN. FLYING WEIGHT - 70 OZS.

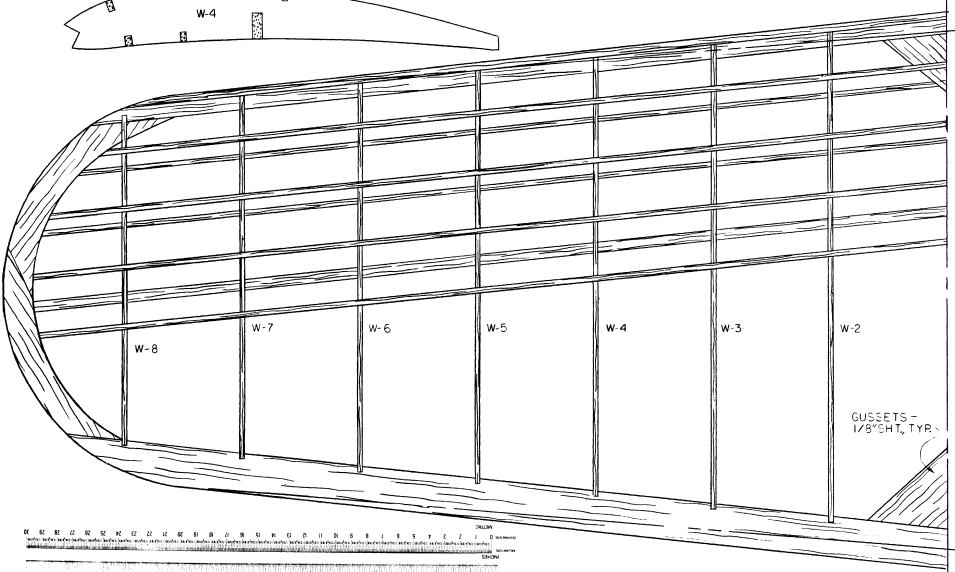
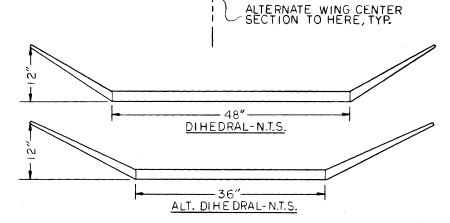
FUSELAGE SIDE PLAN - BUILD TWO SIDES OVER THIS VIEW & ASSEMBLE INTO SQUARE DIAMOND.



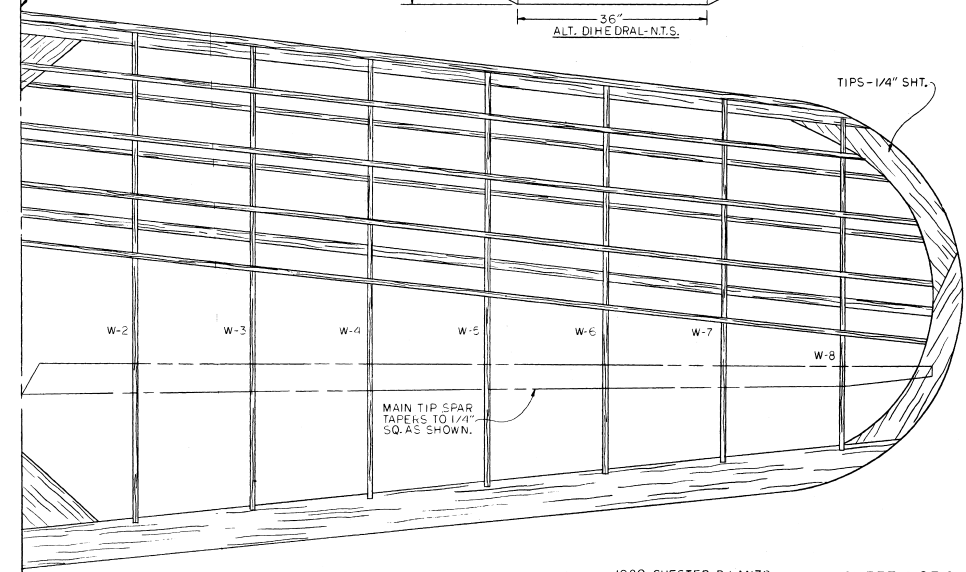
NOTE - FOR MAIN RIB PATTERN SEE SHEET 1.

PHANTOM LINE INDICATES ALTERNATE WING TIP OUTLINE, LEFT TIP SHOWN.

CUT TIP PLANS HERE & ATTACH TO WING CENTER DRAWING.



**LANZO'S
1938
BOMBER**



1 2 3 4 5 6 7 8 9 10 11 12 13 14 15 16 17 18 19 20 21 22 23 24 25 26 27 28 29 30 31 32 33 34 35 36 37 38 39 40 41 42 43 44 45 46 47 48 49 50 51 52 53 54 55 56 57 58 59 60 61 62 63 64 65 66 67 68 69 70 71 72 73 74 75 76 77 78 79 80 81 82 83 84 85 86 87 88 89 90 91 92 93 94 95 96 97 98 99 100