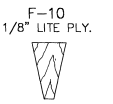
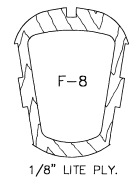
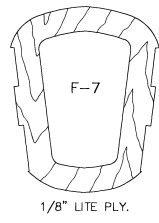
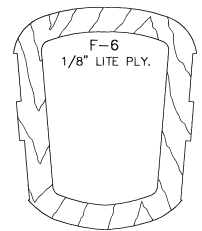
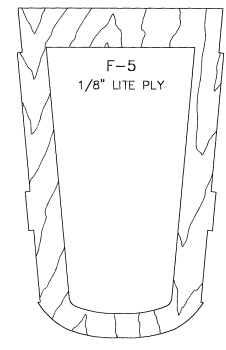
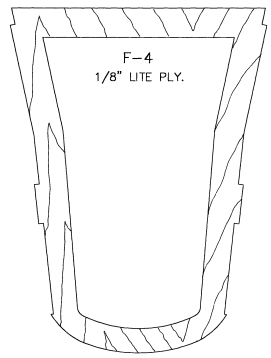
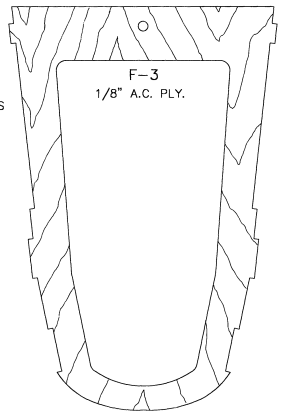
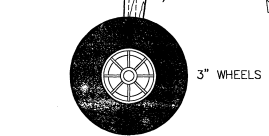
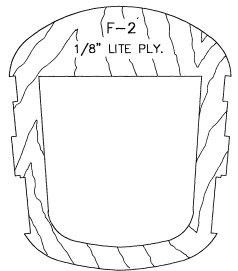


CONTROL MOVEMENT
 ELEVATOR 3/4" UP AND DOWN
 AILERONS 1/2" UP AND DOWN
 RUDDER 2" RT. AND LEFT
 FLAPS 80 DEGREES



WINGSPAN	72"
WING AREA	761 SQ. IN.
LENGTH	53 1/2"
WEIGHT	5 1/2 LB.
ENGINE	.40 2 CYCLE TO
	.70 4 CYCLE
RADIO	4-5 CHANNEL

© 1964 ALL COMMERCIAL RIGHTS RESERVED

CESSNA 0-1E/L-19 BIRD DOG

DESIGNED & DRAWN BY: *Bob Rich* C.A.D. PLANS BY: *Fred Reese*

