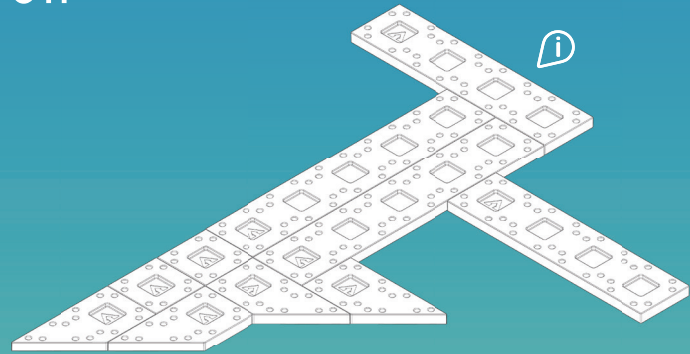
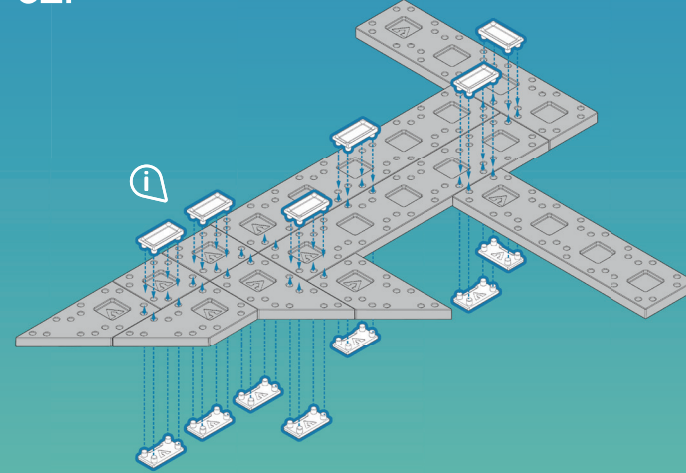


Assembly Instructions

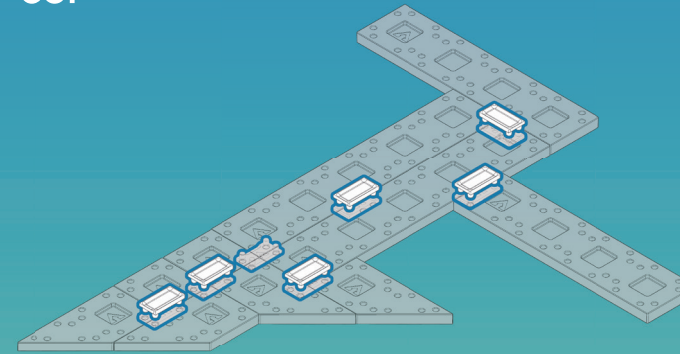
01.



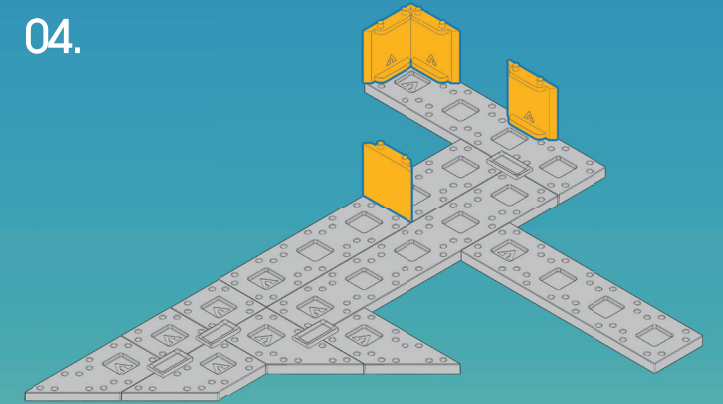
02.



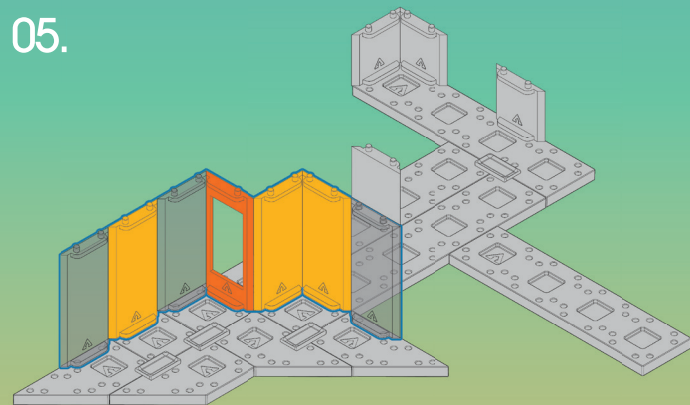
03.



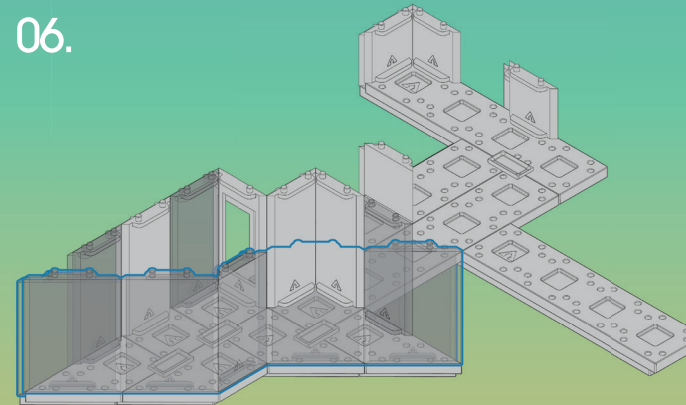
04.



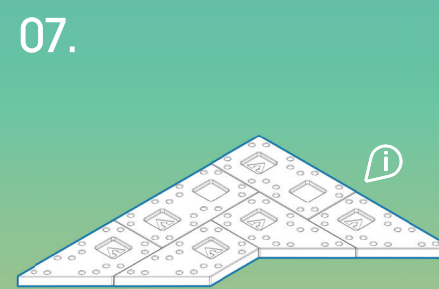
05.



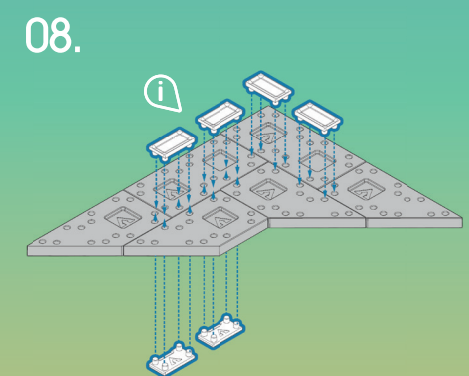
06.



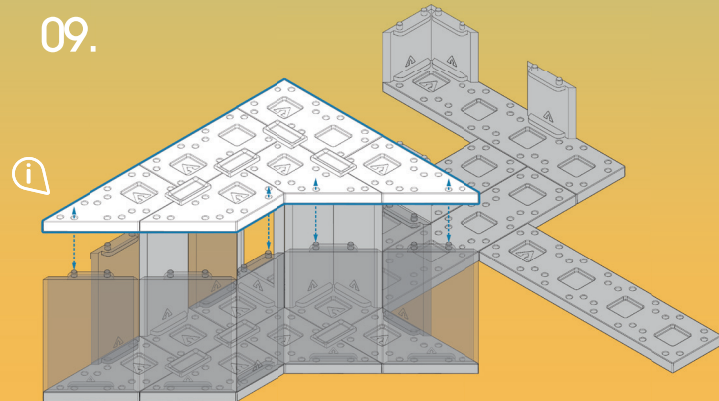
07.



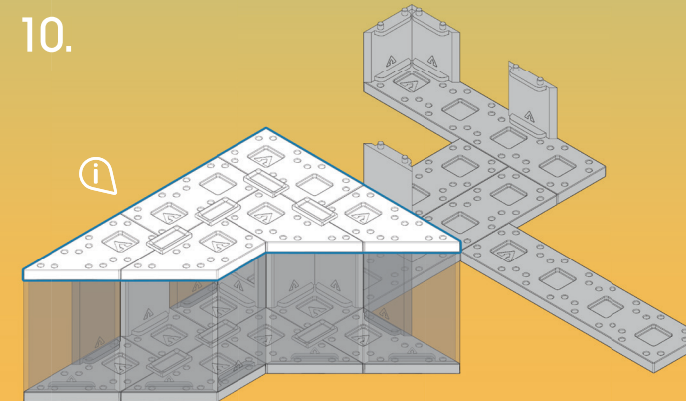
08.



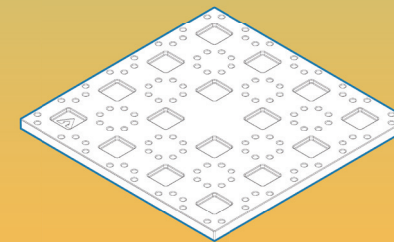
09.




10.



11.



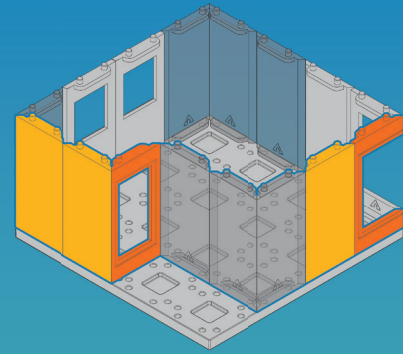
12.



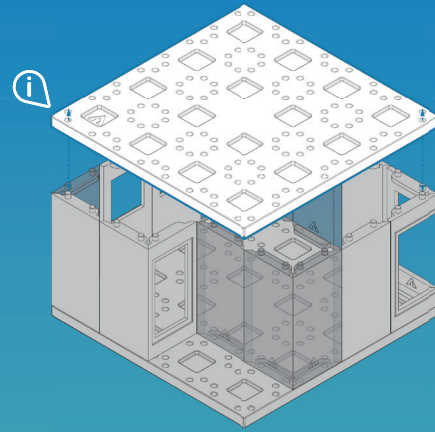
01 - Layout components as shown. 02 - Apply links on top and underneath as indicated. 07 - Layout components as shown. 08 - Apply links on top and underneath as indicated. 09 - Make sure to align walls before loosely applying floor panels on top. Take your time to insert the wall pegs into the correct floor panel holes. 10 - Once pegs and holes are aligned, take the model in your hands and squeeze around the perimeter to fully secure the floor and the walls.

Assembly Instructions

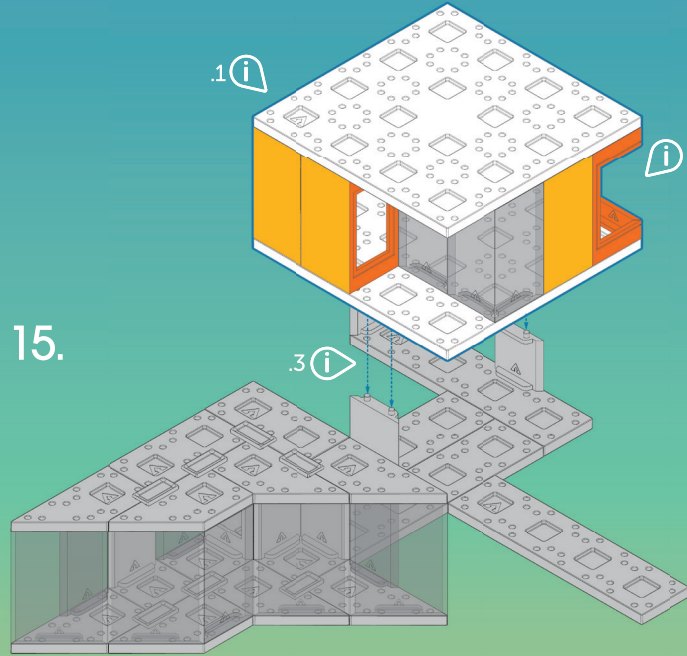
13.



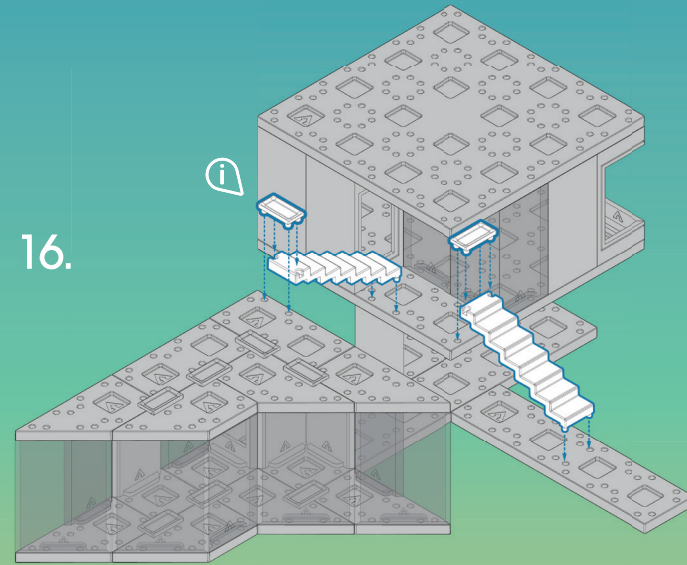
14.



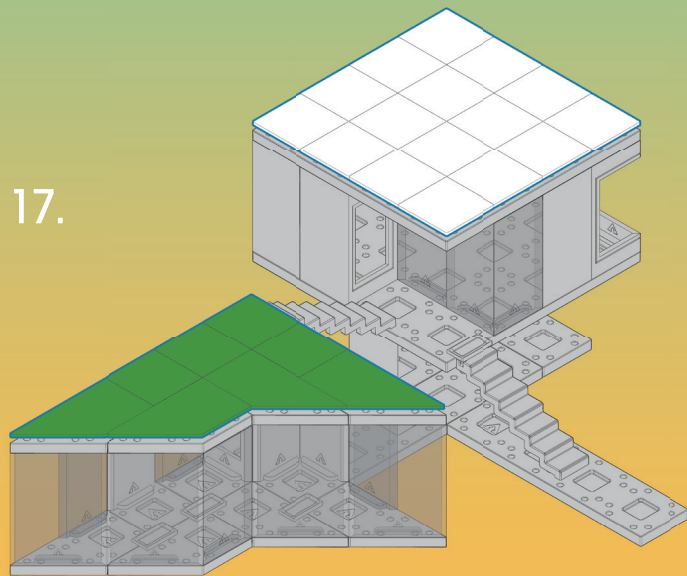
15.




16.



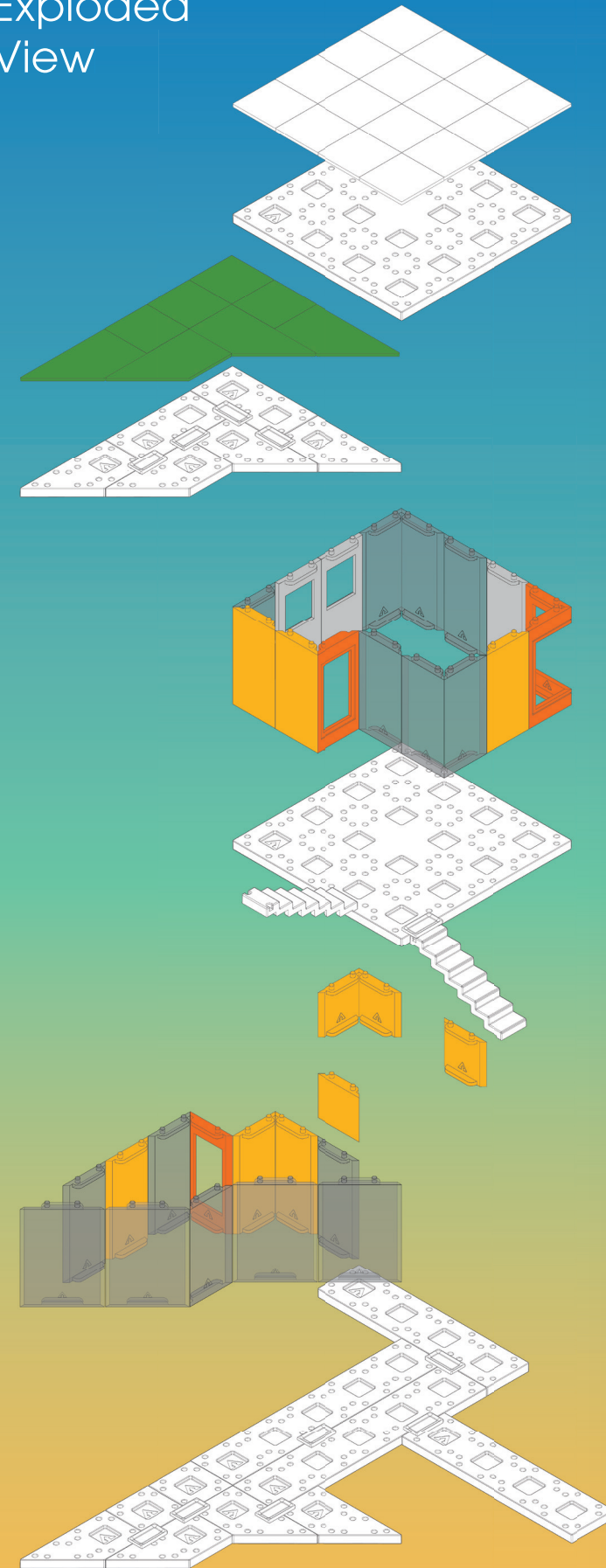
17.



18.



Exploded View



i 14 - Make sure to align walls before loosely applying floor panel on top. Take your time to insert the wall pegs into the correct floor panel holes. 15.1 - Once pegs and holes are aligned, take the model in your hands and squeeze around the perimeter to fully secure the floors and the walls. 15.2 - To avoid bending window components when connecting to floors, simply use the openings to squeeze and secure top of window and floors panel together. 15.3 - Then mount the model block on top of the low walls as indicated. 16 - Add links to top of stairs and connect to model as indicated.

M^{2.0}ODERN COLOURS MINI

ARCKIT is a multi-award winning architectural modelling system. The reusable freeform components allow budding architects and model enthusiasts to physically explore designs and bring ideas to life faster than ever before.

Build your own designer home with Mini Modern Colours 2.0! Explore multiple design possibilities using the unique contemporary components inspired by modern architecture. This set is perfect for aspiring architects to envisage 'cutting edge' buildings and bring their designs to life!

It's fast, modular and provides hours of fun!


Arckit is based on modern building techniques and the components are designed to a standard 1.2m/4ft modular grid to scale. Mini Modern Colours 2.0 is compatible with all other Arckit products of the same scale.

Pro tip! For even more fun, why not integrate Arckit Mini Modern Colours 2.0 with other Arckit products including our mini series kits and Arckit 90.

Find exciting interactive 3D construction videos & more building instructions at:

WWW.ARCKIT.COM

or scan the QR code below:



REQUIRES QR CODE SCANNER VIA APP STORE!

@arckitmodel facebook.com/arckit

MADE IN IRELAND

Manufactured by MBM Building Systems Ltd, 17 Clyde Road, Ballsbridge, Dublin 4, Ireland. ©2018 MBM Building Systems Ltd. All rights reserved. Arckit, Arckit Logo, Arckitexture logo and the Arckit Digital logo are trademarks of MBM Building Systems Ltd. Registered in Europe and other countries. Arckit components assembly are patent and design registered Internationally.

ARCKIT Project is dedicated to Andrea Murtagh
Le grá.

