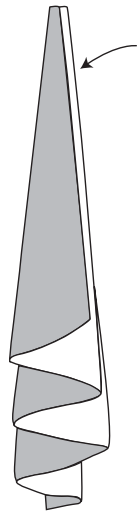


Medallion Mount Embellishments

9339

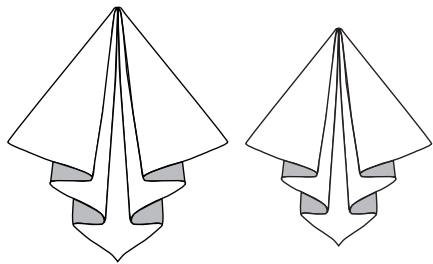
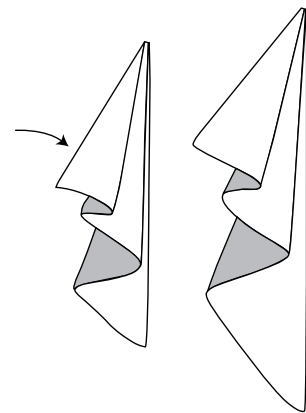
These items can be used to embellish other treatments. They can place over, under, or between valance or swag sections. All items can alter in depth.

With so many different fabric widths and repeats available today, we find it works best if we give you the actual pattern sizes so you can determine how they will fit on your fabric.

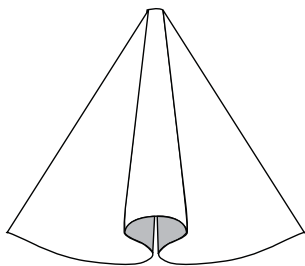


View A JABOT Finishes about 30" deep. Pattern is 29" wide x 34" deep. Trim = 63", stripe fabrics will not hang straight. Contrast line.

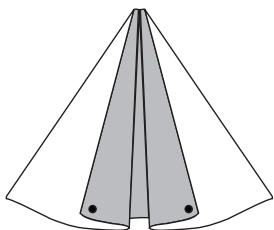
View B SIDE FLOUNCE (Fills in void area between swag and jabot.) Finishes 18" or 24" deep. Pattern is 13" wide x 19" or 25" deep. Trim = 23" or 29". Stripe fabric will not hang straight. Contrast line.



View C CENTER FLOUNCE (Fills in void area between swags.) Finishes 13" or 15" deep. Pattern is 21" or 24" wide x 14" or 16" deep. Trim = 36" or 40". Stripe fabrics will not hang straight. Contrast line.



View D HORN UNDERLAY Finishes 13" deep at short point. Pattern is 28" wide x 16" deep. Trim = 30", stripe fabric will not hang straight. Contrast line.



View E FLIP PLEAT Center finishes 12 1/2" deep. Side pattern is two @ 13" wide x 14" deep. Stripe fabric is ok. Contrast line. Center pattern is 10" wide x 13 1/2" deep. Self line. Trim for finished pleat = 60". Two self covered buttons.

A 16" length of ribbon, 1/4" or 1/8" wide will be used to tie the item to the medallion post. One length per item. Two lengths per jabot.