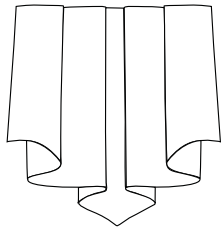




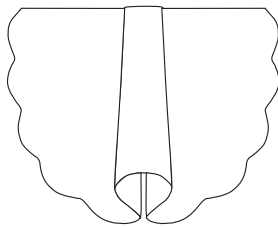
Board Mount Embellishments

These items can be used to embellish other treatments. They can place over, under, or between valance or swag sections. All items can alter in depth.

With so many different fabric widths and repeats available today, we find it works best if we give you the actual pattern sizes so you can determine how they will fit on your fabric.



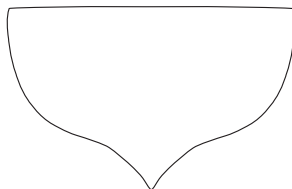
View A WIDE POINTED TAIL Finishes 14" wide at board line x 16" deep. Pattern is 39" wide x 18" deep. Trim = 68", stripe fabric is ok. Contrast line.



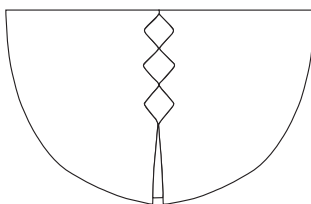
View B SCALLOP HORN Finishes 19" wide at board line x 13" deep at short point. Horn is open at bottom. Pattern is 29" wide x 20" deep. Trim = 64", stripe fabric will not hang straight. Contrast line.



View C CLOSED HORN Finishes 3" wide at board line x 13" deep at short point. Horn is closed at bottom. Pattern is 14" wide x 19" deep. Trim = 14", stripe fabric is ok. Contrast line.



View D POINT UNDERLAY Finishes 22" to 24" wide at board line x 9", 12", or 15" deep at center. Pattern is 25" wide x 18" deep, or 25" wide x 15" deep or 24" by 12" deep. Trim = 44" or 32", stripe fabric is ok. Regular lining can be used.



View E DIAMOND TAIL The tail has a "cut out" effect that shows the contrast underlay behind it. Three depth sizes are given, 9", 12" and 15". Finishes 24" wide at the board line. Tail pattern is 25" wide x 12", 15", or 18" deep. Contrast line. Underlay pattern is the same, line with regular lining. Stripe fabric is ok. 1/2" or 5/8" button accents.

See Cover

MILITARY BOW ROSETTES

- SmallFinishes about 4" wide..... 1 1/2" self covered button
- MediumFinishes about 5 1/2" wide 1 7/8" self covered button
- LargeFinishes about 7 1/2" wide 2 1/2" self covered button

Scrap fabric, or 1/4 yard per rosette - Does not need lining.