

Accessory Pillows IV

9242

Patterns are for the basic *Square Pillow* as well as a variety of *Decorative Ties* and *Knots*. All styles offer sizes 12" through 26".

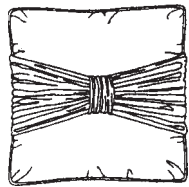
Fabric Suggestions: Light to medium weight fabrics are best. Thick or bulky fabrics used for the decorative pieces will not give best results.

BASIC SQUARE PILLOW

YARDAGE

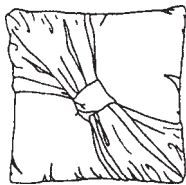
Per pillow...2 square cuts...1" larger than finished size.

VIEW A (54" fabric)



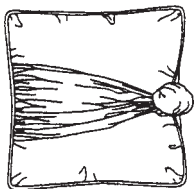
Pillow size	Complete pillow	Pillow front only	Middle Band only
12"	1/2 yard	1/2 yard	1/2 yard
14"	1/2 yard	1/2 yard	1/2 yard
16"	5/8 yards	5/8 yard	5/8 yard
18"	1 1/8 yards	5/8 yard	5/8 yard
20"	1 1/4 yards	3/4 yard	3/4 yard
22"	1 3/8 yards	3/4 yard	3/4 yard
24"	1 1/2 yards	7/8 yard	7/8 yard
26"	1 5/8 yards	1 5/8 yards	7/8 yard

VIEW B (54" fabric)



Pillow size	Complete pillow	Pillow front only	Diagonal Band only
12"	1/2 yard	1/2 yard	1/2 yard
14"	5/8 yard	5/8 yard	5/8 yard
16"	1 yard	5/8 yard	5/8 yard
18"	1 1/8 yards	3/4 yards	3/4 yard
20"	1 1/4 yards	3/4 yards	3/4 yard
22"	1 3/8 yards	7/8 yards	7/8 yard
24"	1 3/4 yards	1 5/8 yards	1 yard
26"	1 3/4 yards	1 3/4 yards	1 yard

VIEW C (54" fabric)



Pillow size	Complete pillow	Pillow front only	Band with side knot
12"	3/8 yard	3/8 yard	1/4 yard
14"	1/2 yard	1/2 yard	3/8 yard
16"	7/8 yard	1/2 yard	3/8 yard
18"	1 yard	5/8 yard	3/8 yard
20"	1 yard	5/8 yard	1/2 yard
22"	1 1/8 yards	3/4 yard	1/2 yard
24"	1 1/4 yards	1 1/4 yards	1/2 yard
26"	1 1/4 yards	1 1/4 yards	1/2 yard

The band with side knot will need to be lined, in addition to above yardage.

Trims: In some cases scraps will be enough for self covered cord.

Fringe or purchased cord: Use measurement around outside edge of pillow plus 1".
1/2" wide hook and loop tape will be needed for opening at bottom of pillows.

More detail information about yardage and alterations is given inside packet.