



EMPIRE TECH

Marvelous

24K

Hot / Cold / Sonic / Photo-therapy

User Manual



Hypoallergenic
Highest medical
Standard 24 Karat
Gold applicator tip

Using gold for skin care has become popular nowadays. However, the use of gold in skin care products for various skin treatments was very well known and used by Japanese, Romans, and Egyptians since early times. Let us look at the top 10 benefits of gold for skin care.

Benefits of Gold for Skin Care

1. Wrinkles, Fine Lines, Spots Can Be Reduced:

To have a clear skin, free from wrinkles & spots is every woman's ultimate desire. Gold can activate the basal cells of the skin, which increases the elasticity of the skin. It thus reduces wrinkles, fine lines, blemishes, and marks on the skin, and will make you look younger.

2. Stimulates The Skin Cells:

The ions present in gold help in stimulating the cells, nerves, and veins in your body. This leads to improved blood circulation. This will increase the metabolism of skin cells and secretion of the waste. Gold can help to stimulate the cells and have a healthy skin.

3. Premature Aging Of The Skin Can Be Prevented:

Dryness of skin can lead to its premature aging. Use of gold can reduce the dryness of skin and helps in increasing the metabolic rate. This would prevent the skin from premature aging.

4. Gold Can Lighten The Complexion:

As we recollect history, it was rumored that one of the beauty regimes that Cleopatra followed was the use of gold. Cleopatra used a gold mask every night to enhance her complexion and keep her skin youthful, glowing and beautiful.

5. Collagen Depletion Is Slowed Down:

Collagen is naturally produced in your body which keeps the body flexible. It is responsible for giving smooth skin and shining hair. The collagen level in the body starts depleting from the age of 25 and this is when you notice the changes on your skin. Skin care with gold can slow down the depletion of collagen level in your skin cells.

6. Sun Damage Can Be Treated:

We all are very concerned for our skin getting tanned under the sun. Production of melanin or black pigment in the skin is responsible for tanning of the skin when exposed to sunlight. The production of melanin in the body can be reduced with the use of gold.

7. Allergies Can Be Treated:

Egyptians believed that gold has medicinal properties that can help in healing a few diseases. The antioxidant properties present in gold helps in increasing blood circulation which leads to a reduction in acne and other skin allergies.

8. Inflammation Can Be Treated:

Gold is said to have anti-bacterial and anti-inflammation properties that help oxygen to enter into the skin for renewal of the cells. This helps in treating ulcer and other inflammatory disorders of the skin. It is also known to rejuvenate your skin.

9. Elasticity Of The Skin Can Be Increased:

Skin tends to sag when its elasticity decreases or is completely lost. Use of gold can reduce the breakdown of elastin and restore the elasticity of the tissues. This will further prevent the skin from sagging. Gold increases the elasticity of the skin, thus making it firm and toned.

10. Glowing Skin:

Gold helps in improving the blood circulation, hence it helps hydrate and maintain the skin's moisture level. The small particles of gold get absorbed into the skin imparting a rich glow. This makes the skin healthy, fresh and radiant.

Specification

Weight: 260g

Size: Height 60mm/ Length 190mm/ Width 50mm

Working Environment: 5-40degree

Power supply:

Input: AC100-240V 50/60HZ;

Output: DC5.0V 1.0A

Li-ion battery Volume: 1150 mAh

Suggested charging time: About 3 hours

Electrical Safety: Power supply is classified as Class II-double insulation.

Product Information

Model / Name: Marvelous

Nano Photon Wavelength:

Red Led : 625±3nm

Green : 525±3nm

Blue : 465±3nm

Yellow :592±3nm

Hot massage:8±2degree

Cold massage:40±2degree

Marvelous

Congratulations on your purchase and welcome to Nano Skin Care Center!
To fully benefit from the support that our offers, please read the user manual carefully before you use the appliance and save it for future reference.

Thank you for purchasing our new Personal Anti-Aging Device-----Marvelous.
This New clinical skincare Revolution device is adapted for home use, so you can enjoy professional, clinical, aesthetic skin treatment results at home with a safe, effective and easy-to-use home device. And you'll experience real gain without any pain for the first time.

Our Marvelous skincare System is the only scientifically proven home device that generates a real change, starting from within. Treatments will tighten the skin of your face, reduce fine lines and wrinkles and leave your skin radiant, more youthful and glowing.

Powered by the revolutionary and patent BIOWAVE technology, it focuses four low power beams deep into the dermis, much like a laser lens focuses lights. The BIOWAVE power stimulates dermal activity, tightening collagen fibers and increasing new collagen production. The skin becomes tighter, more supple, with significant reduction of fine lines and wrinkles. In short, it effectively reverses the signs of aging, and it works for all skin types and colors.


The best alternative to face-lift surgery, botox and other professional procedures.
Painless, safe and pleasant, offering an enjoyable self-treatment at home.
Scientifically and clinically proven to produce real, measurable and long-lasting results.




Important Safety Notice



Do not open or disassemble the device yourself.



Keep the device away from children.




Keep the device away from fire or flames.



Do not use it or near water.
Please store it in a dry place.



Dropping the device may make it broken.



Please un-plug docking base after use.

Tips

If your skin is under nursing, or under any unhealthy condition, please consult your doctor before using the device. Also, it is suggested personal use only, do not share with your family or friends.

Nano Skin Technology Core Technology

- Focuses BIOWAVE power deep into the dermis to generate heat and change comes from within.
- It uniquely designed BIOWAVE electronic tip focuses four low power beams deep into the dermis, much like a laser focuses light.
- This increased dermal activity results in visible skin tightening, firming and rejuvenation. Fine lines and wrinkles are significantly reduced and the skin becomes smoother.
- Three times per week, for a period of 6-8 weeks to improve the skin.
- To achieve long-lasting results, keep repeat treatment twice per week.
- We commit to safety, easy use and high efficient design principle, it is important to read and follow all instructions and safety precautions described in this user manual.
- Designed for all skin types and colors.

Note: Please read this manual carefully before use!
Keep the machine dry and clean!

Parts Show

1. Machine (figure 1)
2. Manual (figure 2)
3. Adaptor (figure 3)
4. Gift box (figure 4)




(Figure2)



(Figure3)



(Figure4)



Function Introduction

[What to Solve]

1. Spots, blackheads;
2. Swelling edema around the eyes;
3. Acne and breakouts;
4. Wrinkles, scars;
5. Skin aging, metabolism slows, and nutrients absorption capacity decreased.

Hot and Cold Beauty Principle

A Japan professor at the university shows that when skin reaches 42° temperature helps to produce HSP proteins, repair skin cells and strengthen the skin elasticity, and prevent the formation of wrinkles. The ice hot beauty bar, hot 42° nursing can help expand the pores, make deep cleaning convenient. While frozen nursing can instantly receive fine skin pores, lock the moisture of the skin in deep skin, let you continue warm and frozen care. People pay attention to the beauty is very interested in 42° ice hot alternate beauty. This 42° ice hot beauty bar, the temperature range 8° to 42°. The feeling of warm processing and ice processing can continue. Beauty muscle magic to make the skin become smooth and full of elasticity. 8° and 42° ice hot alternate restore skin firmness and elasticity. Ice hot alternate care muscle can promote skin for rapid expansion and contraction movement, the beauty of this mild muscle movement, helps to stimulate the skin's blood circulation, speed up the metabolism of skin; In addition to effectively repel black rim of the eye and simple eye wrinkles. More greatly increase skin transparency, even without makeup, the skin also has crystal shine. By acoustic vibration to promote compact soothing effect.

Hot massage

1. Warming, makes people feel warm and comfortable, helps to relax muscles, relieve pain;
2. Stimulate the blood circulation acceleration, so the pores open, can help the skin to quickly import all kinds of skin care products absorb double skin. Make the skin more elastic and moist;
3. Putting a sponge to deep cleaning, better able to export the face toxins, blackheads, dirt.

Cold massage

1. Help skin firmness, maintain flexibility, prevent allergies and other problems; 2. Shrink pores, lock moisture and reduce wrinkles;
3. Can soothe sore muscles, relieve skin fatigue, soothe the skin sense of tension, reduce skin redness, pain, Resistance to repeated growth of acne.

Different light have following functions:

Bio Red Light: wavelength 625±3nm (16LEDS): Whitening and lighten spots, tendering skin and dispel crinkles, repair damaged skin, heal slender wrinkles, tighten pore, and proliferate collagen protein.

Bio Blue Light: wavelength 465±3nm (16LEDS): diminish inflammation, kill bacterium and propionibacterium acnes, remove acne and scars etc.

Bio Green Lights: wavelength 525±3nm (16LEDS): has the effects of neutralization, balancing and calming. It can ease strain, dredge lymph and useful in edema elimination.

Bio Yellow Light: wavelength 592 ±3nm: The penetration distance of yellow light is a little shorter than red light, it's suitable for sensitive skin type. It can relief sensitive skin, stimulate lymphatic & nervous system, strengthen muscle and enhance immunity of skin.

Microwave soothing massage:

Microwave frequency vibration per second 9,000 rpm deep dermis, can soften the residue of cosmetics in pores, grease, blackheads, help to facilitate the discharge of oil secretion Sheng, deep export acne and blackheads, pimples and acne, and the formation of cosmetics residues, to prevent the formation of acne blackheads, spots. Heal the bags under the eyes, reducing wrinkles, tighten skin, improve gloss, moist and flexible, the activation of bone collagen hyperplasia, effectively prevent wrinkles, firm skin sagging phenomenon.

Preparation before use:

The best time for treatment is after bath before you sleep. Generally, the best results can be achieved after 2 weeks treatment following the recommended frequency. Later, you can reduce the frequency needed.

Use this equipment to do facials at the wrist before testing.



Device preparation

1. Firstly, tear out the safety protective film on the treatment head.
2. Make sure it is well charged.



About Charging

The built-in li-ion battery is half charged during transportation. So please charge it before use to ensure the instrument work effectively;

Charging mode there are two options:

1. Using the USB charging cable to the computer USB port to charge
2. Using a random distribution of the adaptor is connected to charge

During charging, it shows a right battery and 3 middle icons runs, upon power is full, they keep lighting. (around 2-3 hours)



Quick Guide

Probe:
24K Gold Plated

Power(on/off)
Sonic mode
Hot/cold mode
LED mode



Low Power
Identification

Introduction to the keys
On/off -- Long press this key for 2' to turn on/off the device.

Sonic -- First click this key to start the vibration function, second click this key to turn off vibration.

Hot/cold -- First click this key to start Hot function, switching hot and cold by short click.

LED -- First click this key to start RED LED function, second click this key to turn to BLUE LED, third click this key to turn to GREEN LED, fourth click this key to turn to YELLOW LED, switching RED/BLUE/GREEN/YELLOW LED by short click.

Note: Each mode can be single work or combined work.



LCD Display

Sonic

Cold

LED

Text annotation

Daily Use

Here is just a general introduction of home use, for more details, please consult a professional beauty consultant or doctor.



Apply 4-5 g cosmetic essence each treatment.

Tips: Please keep the probe fully contact with the skin during treatment, move the probe on the surface of the cared area, the more evenly, the better.



Time setting

1. Device will turn off automatically in 2 minutes if no operation after power on.
2. Device will turn off automatically in 15 minutes working.

Nano Skin Technology Daily skincare

Important:

The most important thing is to choose suitable cosmetics for your skin. It is not only for therapy, but also an important foundation to provide nutrients to your skin. Therefore, be careful to select the right cosmetics.



Daily Face care:

At most three times per week, no more than 30 minutes each time, to achieve the best result, choose functions & levels according to different skins.

Step 1: Deep Clean your face

1. Deep clean your face with cleanser as your daily cleansing.



Step 2: Nutrition input ,create a perfect feature

1. Power on the machine, select "Hot" or "Hot"+"LED"(RED) or "Hot"+"LED"(RED)+"Sonic"; Open the pores, let the essence in and increases blood circulation and helps to be absorbed skin care products. It is better to use watery liquid cosmetics (say, Toner, nutrition, water, essence, essential oil, liquid, aloe vera gel); choose one or two kinds)
2. In accordance with the right to import, slow-moving first 10-15 seconds of the chin to the ear, cross massage from left to right (Refer to the picture on the right.)



Step 3: Nutrition input ,create a perfect feature

1. Power on the machine, select "Cold" or "Cold"+"LED"(Blue) or "Cold"+"LED"(Blue)+"Sonic"; Minimize the pores, close the pores, can effectively eliminate the wrinkles, lock the water and strengthen elasticity of the skin. It solves the trouble of putting the towel in the fridge for cool care.
2. In accordance with the right to import, slow-moving first 10-15 seconds of the chin to the ear, cross massage from left to right (Refer to the picture on the right.)



13

Principle Of Instrument Nano Skin Technology

Step 4: Photo-rejuvenation Therapy

1. Power on and select "LED" mode choose the lights you need, different light has different effect. take a point-by-point moving method, especially spots, wrinkles parts care; for each light irradiation move every 10-15 seconds mobile position, photo-rejuvenation care recommended every 10-15 minutes.



Step 5: Acupuncture relax and massage

1. Refer to the operating way (right pictures), choose "Sonic" massage function, point massage; Advise you to care about 10-15 minutes.



For best results

Skin whitening and dark spot correction
(Do this every other day)

- Step 1: Deep clean the skin. (same as the way for daily care)
Step 2: Nutrition importing, skin beautification. (Same as the way for daily care)
Step 3: Start "LED", choose red, green light for skin care.
(Each photon care about 10-15 minutes)



Acne Treatment (Do this every night)

- Step 1: Clean the skin. Wash the face with water, clean the probe carefully.
Step 2: Select "Cold" or "Cold"+"LED"(BLUE), for acne skin care, the treatment time is about 10-15 minutes.



14

TIPS: Biological light-wave nursing and Sonic care massage will make your skin feel warm, this is a normal phenomenon, please rest assured. Keep the probe moving at a constant speed during use.



Eye edema care (weekly)

Step 1: Clean the skin

1. Clean the skin around your eyes. Refer to the picture on the right. Wash the face with water, clean the probe accordingly.

Step 2: eye edema care

1. Select Sonic care mode . Refer to the pictures on the right. Start the red or blue, with LED mode, the treatment should be 10 minutes.



Step 3: Eye massage

1. Select the Sonic function. Care around the eyes as showed. The time is set to 5 minutes.



Sensitive skin care (once a week)

1. Select the Sonic function.
2. Choose green or yellow light alternately massage. (Each for biological Light-wave recommends 10 minutes)
3. It is recommended to use the pay-type mask a



Expected Results

As a natural result of treatment, skin redness (erythema) and minor skin swelling (edema) should appear in the treated areas. The redness means you have reached the desired goal. Both the redness and swelling will disappear shortly after the treatment.

Following the treatments, the result will be a visible improvement in the elasticity and texture of the skin, making it smoother and decreasing previous areas of roughness.

The treated skin will have significantly fewer wrinkles and fine lines.

In a Clinical study, scientific measurements showed a reduction of 30% of fine lines and 16% reduction in wrinkles within three and a half weeks. Overall skin texture was greatly improved. Results vary between people, depending on individual skin characteristics.

If you follow the instructions you will notice the difference yourself. Go ahead, you will notice the improvement in the skin's texture and firmness.

Care and Maintenance

- Disconnect the instrument with power supply before cleaning it.
- Before cleaning the instrument, make sure the power is off.
- This care instrument suitable for private use only, do not share.
- Keep the system is placed within a cool, dry place to preserve.
- Clean the residue of gels with a soft damp cloth or paper towel immediately after each use.
- Keep the instrument dry & clean.
- Store the device in the protective case after being cleaned.
- Preserve the device in a cool, dry place.

Trouble Shooting

If the find that the device isn't work properly, please check the following:

- Ensure that the device be completed charged successfully.
- Confirm press the "Power" button and LCD display is light on;
- If the display is not lit, please confirm whether the built-in lithium battery power is low, please charge in time.
- If the battery indicator logo flashes, indicating the lack of power for the built-in lithium power, please charge in itme.
- If you did not select any operation within 30 seconds, the unit will automatically shut down to protect the circuitry.



EMPIRE TECH

www.emptechpro.com



Designed in Germany Made in P.R.C.

Company reserves the right to update the design & technology.
20181130/1st Edition/Jan.2018