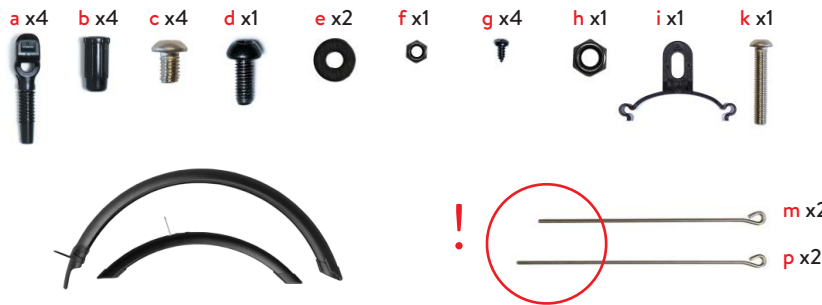
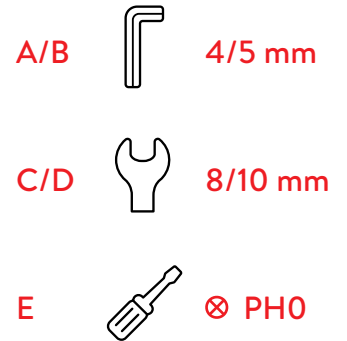


Kit



Tools



VORNE • FRONT



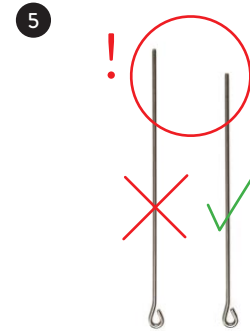
1 anheben & durchführen / lift up & position



3 h + k + festziehen mit / tighten with B



4 festziehen mit / tighten with B + D




5 2x m



6 2x: m + a + b



7 links & rechts / left & right



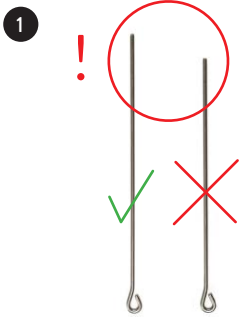
8 2x c + links & rechts / left & right +
festziehen mit / tighten with A



9 2x g + links & rechts / left & right +
festziehen mit / tighten with E




HINTEN • REAR



2x p




2x: p + a + b



links & rechts / left & right




durchschieben / push through



d + Werkzeug / tool A



d + e + f




festziehen mit / tighten with A + C



i



e + Werkzeug / tool A



2x c + anziehen mit / tighten with A +
links & rechts / left & right



ausrichten / align



2x g + anziehen mit / tighten with E +
links & rechts / left & right