

ASSEMBLY GUIDE

Before unpacking your scooter, please observe restrictions, returns policy and warranty overleaf. Take care when unpacking your scooter, please keep all packaging until you are entirely satisfied with your purchase.

Follow the steps illustrated below to assemble your scooter and prepare for your first ride. Some parts may vary from the diagram however the assembly process remains the same. You will need a pump with a standard 'Schrader' valve when inflating the tyres.

Please observe our safety recommendations overleaf before your first scoot.


Please note a part of the scooter may have been removed by our packing team in order to fit accessories in the box (e.g. mudguards) you will find the tools required to reassemble these parts enclosed. If you have any problems, please contact your local dealer, or contact us:

SwiftyHQ Tel: +44 (0)161 848 8695
Email: support@swiftyscooters.com

PARTS CHECK LIST



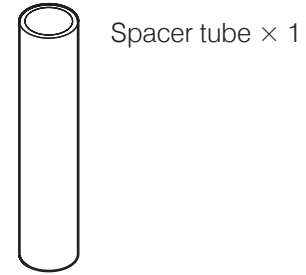
Handlebars and Stem Set x 1




Wheel Sets x 2



Stem Cap x 1



Spacer tube x 1



Headset Cap x 1



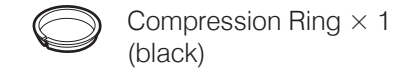
4mm Allen Key x 1



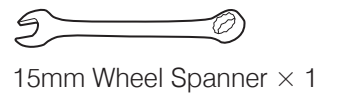
5mm Allen Key x 1



Spacer ring x 1



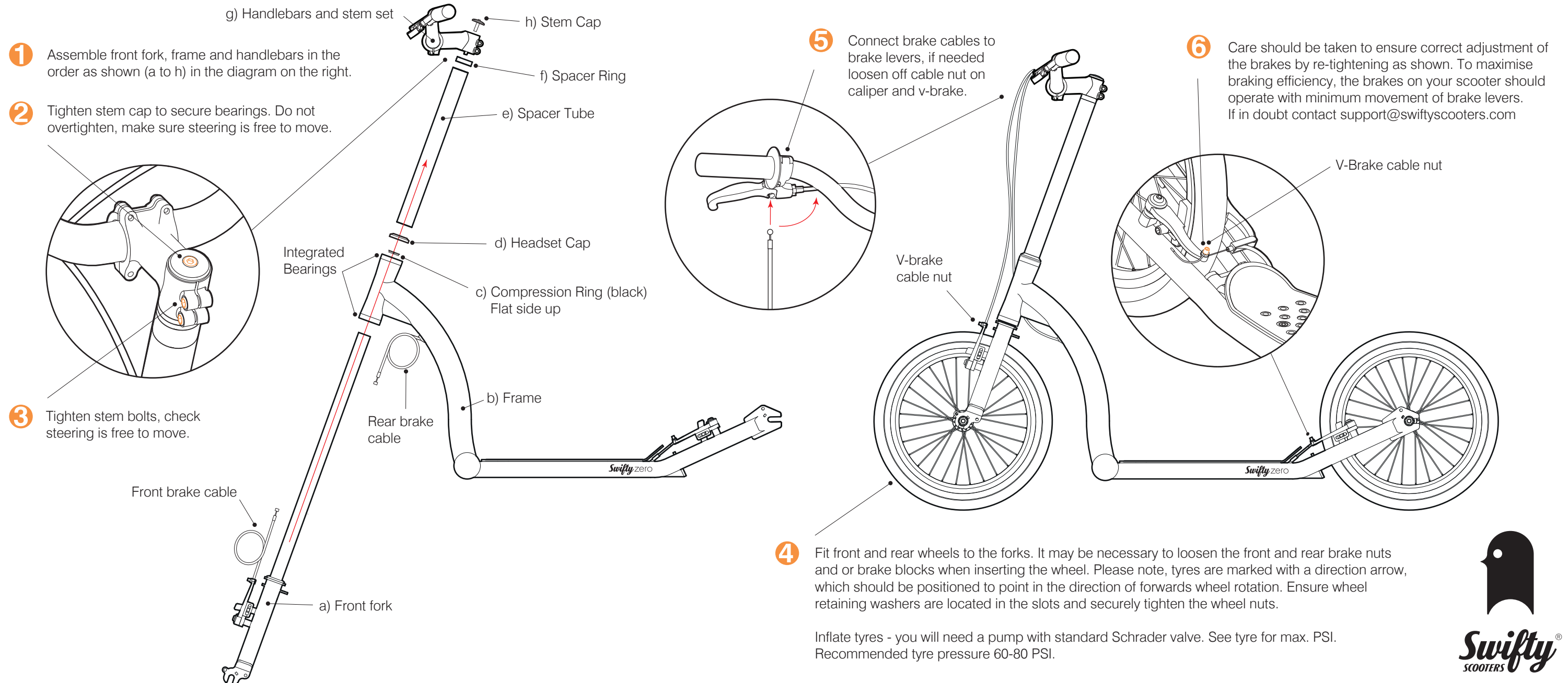

Compression Ring x 1 (black)



15mm Wheel Spanner x 1

Scan me for more detailed assembly and maintenance guides!

or go to swiftyscooters.com/assembly-guides



Inflate tyres - you will need a pump with standard Schrader valve. See tyre for max. PSI. Recommended tyre pressure 60-80 PSI.



RESTRICTIONS

RIDER RESTRICTIONS

SwiftyZERO is an adult scooter and should not be ridden by children aged under 14 years. We recommend the rider should be at least 120cm tall.

WEIGHT RESTRICTIONS

SwiftyZERO is tested to 150kg load weight. We strongly recommend that riders above this weight do not ride SwiftyZERO as it will invalidate the product warranty and could result in serious injury.

SCOOTER ENVIRONMENT

SwiftyZERO is designed for an urban environment, and can be ridden on mixed terrain.

RECOMMENDATIONS

PREPARATION FOR RIDING

After you have assembled your SwiftyZERO, please make a final check before riding. Make sure that the brakes are working. Check that you are satisfied with the tyre pressure. If in doubt, please consult a qualified bicycle mechanic for advice.

BRAKING AND EMERGENCY STOPPING

Before riding make sure the front and rear brakes are working and free from obstruction and debris. Test the brakes before beginning your journey. If braking does not occur, do not ride until the brakes are fixed. If you have to stop suddenly we recommend that you bend your knees to lower your centre of gravity, whilst braking with both front and rear brakes.

RIDER SAFETY

We recommend that suitable footwear, a cycle helmet, hand/wrist protection and knee/elbow pads should be worn at all times. Do not ride the scooter in the dark. If riding at night we recommend using front and rear lights/reflectors and wearing high-visibility clothing.

RESPONSIBLE RIDING

SwiftyZERO should be ridden responsibly at all times and we ask our customers to check their local legal requirements for kick scooters as road, cycle lane and pavement legislation can vary from region to region. Please remember that pedestrians have right of way on the pavements and in pedestrianised areas.

SCOOTER USE

Riders should not exceed the recommended load weight of 150kg, and should be aged 14yrs or over. The misuse of SwiftyZERO will invalidate your warranty and could result in serious injury.

MODIFICATIONS

SwiftyZERO should not be modified or altered in any way with non-Swifty Scooters approved parts. The use of non-approved parts will invalidate your warranty and could result in serious injury.

SERVICING

To ensure safe and proper performance of Swifty Zero, regular maintenance checks should be performed on wheel-bearings, brake-pads and tyre wear. For more information on servicing contact Swifty HQ.

RETURNS and REFUNDS

Thank you for purchasing a SwiftyZERO. If you are not entirely satisfied with your purchase, we're here to help. If you made your purchase from one of our registered dealers, please contact them directly. If you bought from swiftyscooters.com, please read our returns policy below:

RETURNS

We offer a no-hassle 30 day returns policy to any unused, full-priced items, with all original packaging. For sale items, you have 14 days to contact us.

You will also need to have the receipt or proof of purchase.

If you are not entirely satisfied with your scooter after riding it, you may still return your scooter to us, however, we reserve the right to make a deduction for wear and tear, once we have received and inspected your scooter.

HOW TO RETURN YOUR ITEM

The first thing to do is to contact us.

email: support@swiftyscooters.com
or call SwiftyHQ: +44 (0)161 848 8695

We will then explain how to return your item (depending on location). If you are a UK customer, we will arrange for our courier to collect it, once you have packed it back into its original box.

REFUNDS

Once we receive your item, we will inspect it and notify that we have received your returned item. We will immediately notify you of the status of your refund after inspection. If your return is approved, we will initiate a refund to your credit card (or original method of payment). You will receive the credit within a certain amount of days, depending on your card issuer's policies.

SHIPPING

The cost of shipping the product back to Swifty Scooters may not be covered (dependent on location and reason for return). If you receive a refund, the cost of the return shipping will be deducted from your refund. If you are returning an item because of our mistake, you will receive a full refund.

WARRANTY

Swifty Scooters is committed to producing the highest quality products in the industry and welcomes customer feedback that can assist us in achieving this goal. We warrant our products to their original owner with proof of purchase from authorised dealers against defects in manufacturing and materials.

Frame and forks have a warranty of 2 years for the original owner. If your scooter frame or forks fail due to manufacturing and materials we will repair or replace them free of charge. However, the cost of shipping the product or part back to and from Swifty Scooters may not be covered (dependent of location and reason of the return).

THIS WARRANTY DOES NOT COVER

1. Normal wear and tear.
2. Improper assembly.
3. Improper maintenance and installation of incompatible parts and accessories.
4. Damage or failure due to accidents, misuse, abuse and neglect.

Any modification to the frame, fork or components voids this warranty entirely. This warranty is expressly limited to the repair or replacement of defective items, and said repair and replacements is the sole remedy of the warranty. Cost of shipping the product back to and from Swifty Scooters and any labour charges incurred may not be covered.

WARRANTY PROCEDURES

1. Please contact us by email at support@swiftyscooters.com for a warranty claim form.
2. Please fill out the Swifty Scooters warranty claim form in full. Photos of the damage / issue and proof of purchase must be attached.
3. Return the form and attachments to us via email (support@swiftyscooters.com).
4. Swifty Scooters will determine the defects based on the information provided, then we will require you to send back the original items.
5. After we examine the part and determine that your product is defective or faulty, your product will be replaced free of charge. Shipping costs may apply.

WARNING

As with all mechanical components, your scooter is subject to wear and high stress fatigue. Different materials and components may react to stress fatigue in different ways. If the life of a component has exceeded, it may suddenly fail possibly causing injury to the rider. If you see any form of crack or change in the highly stressed areas, this indicates that the life of the component has been reached and it should be replaced. For details on replacement parts visit www.swiftyscooters.com

SAFETY STANDARDS

Your SwiftyZERO is tested to BS EN 14619:2015



Let the good times ride and roll!
Share your story and follow us @swiftyscooters



Scan me for more detailed assembly and maintenance guides!

or go to
swiftyscooters.com/assembly-guides

