

SwiftYAIR MUDGUARDS







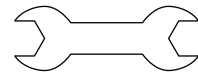





Please read these instructions carefully. If you have any queries relating to the safe assembly of your scooter mudguards do not hesitate to contact us.

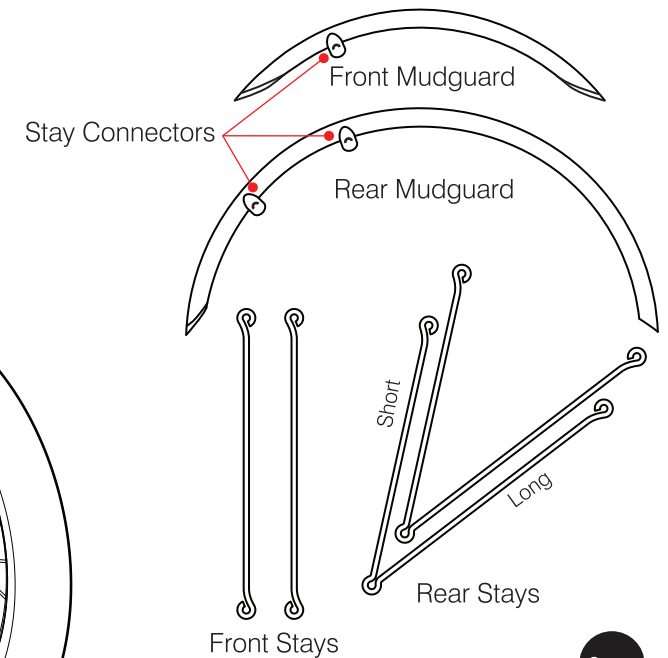
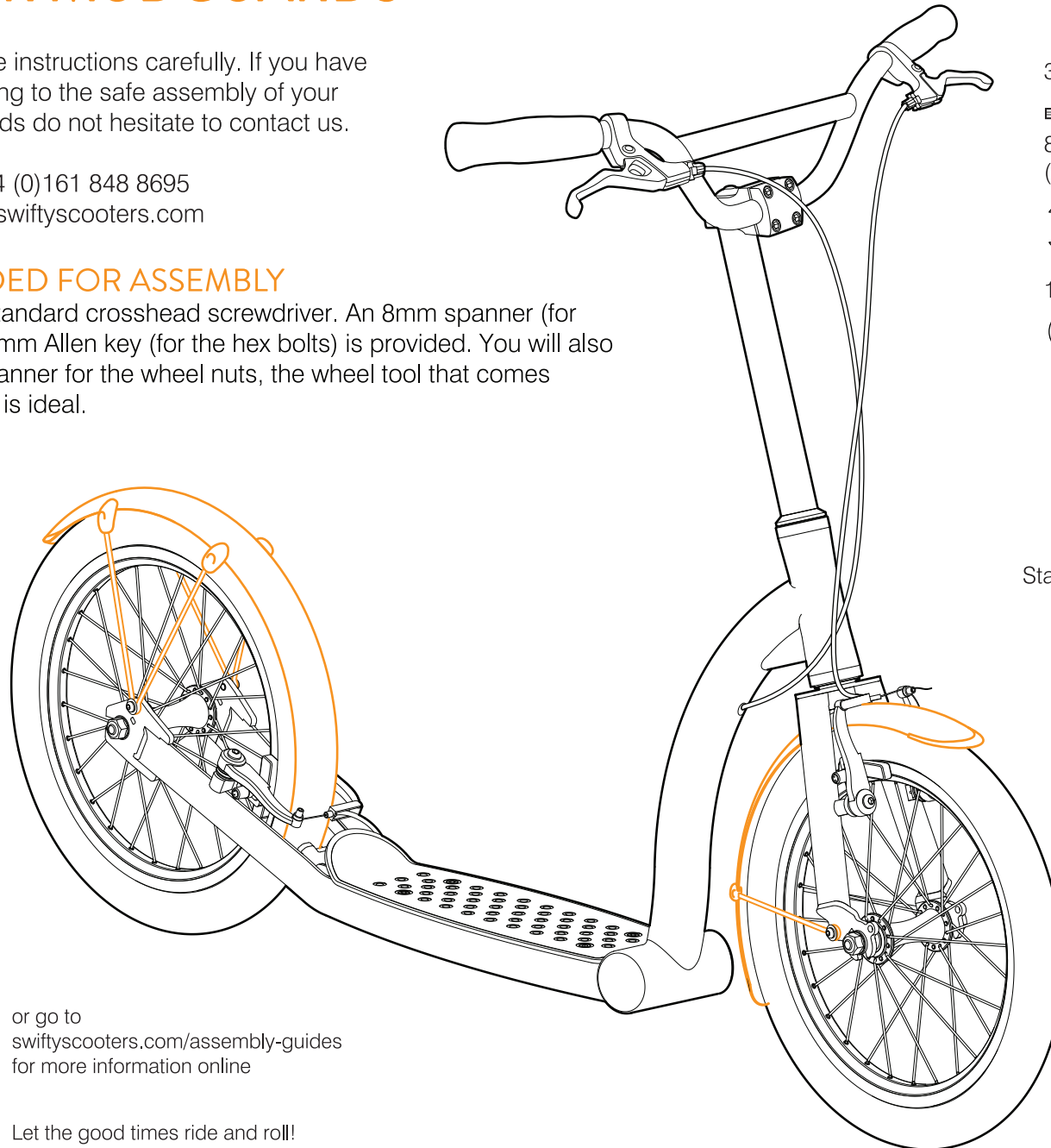
SwiftYHQ tel: +44 (0)161 848 8695
Email: support@swiftyscooters.com

TOOLS NEEDED FOR ASSEMBLY

You will need a standard crosshead screwdriver. An 8mm spanner (for the nuts) and a 3mm Allen key (for the hex bolts) is provided. You will also need a 15mm spanner for the wheel nuts, the wheel tool that comes with your scooter is ideal.

CONTENTS CHECK LIST

- 3mm Allen Key 
- 4 × 12mm Hex Bolts  
- 8mm Spanner (for M5 Nuts) 
- 2 × 16mm Hex Bolts  
- 1 × Split Washer 
- 6 × Flat Washers  
- 2 × M5 Nuts  
- 1 × M6 Nut 



Scan me!



or go to swiftyscooters.com/assembly-guides for more information online



Let the good times ride and roll!
Share your story and follow us @swiftyscooters



ASSEMBLY GUIDE

Prepare your scooter by disconnecting the brakes and removing both wheels.

- 1 Assemble the **Wire Stays** to the correct **Mudguards** as shown in the diagram. Leave the **Connector Screws** untightened as these are used for final positioning in steps 3 and 7.
- 2 Attach front mudguard and wire stay to the front fork. Use **12mm Bolts**, **Flat Washers**, and a **M6 Nut** (as spacer). Tighten fully.
- 3 Secure front stays in position by tightening **Connector Screws** with a crosshead screwdriver.
- 4 Fit front wheel and tighten fully using 15mm spanner.
- 5 Secure rear mudguard to the end of frame with **12mm Bolt**, **Split Washer**, and **Flat Washer**. Tighten fully.
- 6 Secure rear wire stays to the rear dropout with **16mm Bolts**, **Nuts**, and **Flat Washers**. Tighten fully.
- 7 Secure rear stays in position by tightening **Connector Screws** with a crosshead screwdriver.
- 8 Fit the rear wheel, tighten fully using 15mm spanner. Reconnect both brakes.

