

Planal Horizontal

PANEL RADIATORS

Smooth heating with Planal Horizontal radiators. Ideal for modern living rooms or offices, this ultra stylish range offers a smooth flat panel radiator available in a huge selection of sizes.

White
Model shown 6PDS900



MATERIAL

FINISH

WORKING PRESSURE

WORKING TEMP.

CLOSED SYSTEM

MOUNTING POS.

WARRANTY

PLANAL SINGLE PSS

PRODUCT NAME	DIMENSIONS			PIPE CENTRES mm	WALL TO PIPE CENTRE mm	WALL TO FACE mm	WATER CONTENT lit	GROSS WEIGHT kg	FUEL OPTIONS E/H/D	PIPES OR SECTIONS		HEAT OUTPUT AT 50		RETAIL PRICE £
	Height mm	Length mm	Depth mm							BTU	Watts	White RAL 9016		
3PSS500	300	500	52	590 - 50	33-44	70-81	1.3	7.4	H	15	888	260	£99.59	
3PSS800	300	800	52	890 - 50	33-44	70-81	2.1	10.9	H	24	1419	415	£140.22	
3PSS1000	300	1000	52	1090 - 50	33-44	70-81	2.6	13.2	H	30	1774	519	£167.73	
3PSS1200	300	1200	52	1290 - 50	33-44	70-81	3.1	15.5	H	36	2129	623	£196.55	
3PSS1400	300	1400	52	1490 - 50	33-44	70-81	3.6	17.9	H	42	2484	727	£224.07	
3PSS2000	300	2000	52	2090 - 50	33-44	70-81	5.2	25.0	H	60	3548	1039	£310.55	
4PSS400	400	400	52	490 - 50	33-44	70-81	1.1	7.9	H	12	914	268	£95.71	
4PSS500	400	500	52	590 - 50	33-44	70-81	1.4	9.4	H	15	1143	335	£110.36	
4PSS600	400	600	52	690 - 50	33-44	70-81	1.6	10.9	H	18	1372	401	£127.29	
4PSS700	400	700	52	790 - 50	33-44	70-81	1.9	12.4	H	21	1600	468	£144.20	
4PSS800	400	800	52	890 - 50	33-44	70-81	2.2	14.0	H	24	1829	535	£160.90	
4PSS900	400	900	52	990 - 50	33-44	70-81	2.5	15.5	H	27	2057	602	£177.67	
4PSS1000	400	1000	52	1090 - 50	33-44	70-81	2.7	17.0	H	30	2286	669	£194.85	
4PSS1100	400	1100	52	1190 - 50	33-44	70-81	3.0	18.1	H	33	2515	736	£211.28	
4PSS1200	400	1200	52	1290 - 50	33-44	70-81	3.3	20.0	H	36	2743	803	£228.21	
4PSS1400	400	1400	52	1490 - 50	33-44	70-81	3.8	23.1	H	42	3200	937	£261.89	
4PSS1600	400	1600	52	1690 - 50	33-44	70-81	4.4	26.1	H	48	3658	1070	£295.59	
4PSS1800	400	1800	52	1890 - 50	33-44	70-81	4.9	29.3	H	54	4115	1204	£328.75	
4PSS2000	400	2000	52	2090 - 50	33-44	70-81	5.5	32.4	H	60	4572	1338	£362.67	

See Page 84 For Colours & Finishes

RECOMMENDED ACCESSORIES
See Page 87 For More Valves & Accessories



INTERAXIAL Swivel 50 Valve Pair
Complete with 15 Tube
Connectors & Domignon Sensor
UDW927



Angle Thermostatic Valve & TRV
Head/LS Twin Pack
UAW850NL

55 - PREMIER RANGE

MS MATERIAL
 RAL 9016 FINISH
 6.9 WORKING PRESSURE
 95 °C WORKING TEMP.
 C CLOSED SYSTEM
 V MOUNTING POS.
 5 YEARS WARRANTY

PLANAL SINGLE PSS

PRODUCT NAME	DIMENSIONS			PIPE CENTRES mm	WALL TO PIPE CENTRE mm	WALL TO FACE mm	WATER CONTENT lt	GROSS WEIGHT kg	FUEL OPTIONS E/H/D	PIPES OR SECTIONS	HEAT OUTPUT AT AT 50		RETAIL PRICE £
	Height mm	Length mm	Depth mm								BTU	Watts	
5PSS400	500	400	52	490 - 50	33-44	70-81	1.1	9.6	H	12	1099	322	£117.09
5PSS500	500	500	52	590 - 50	33-44	70-81	1.4	11.5	H	15	1374	402	£130.99
5PSS600	500	600	52	690 - 50	33-44	70-81	1.7	13.4	H	18	1649	482	£151.78
5PSS700	500	700	52	790 - 50	33-44	70-81	2.0	15.3	H	21	1924	563	£172.69
5PSS800	500	800	52	890 - 50	33-44	70-81	2.3	17.2	H	24	2198	643	£193.23
5PSS900	500	900	52	990 - 50	33-44	70-81	2.6	19.0	H	27	2473	724	£214.70
5PSS1000	500	1000	52	1090 - 50	33-44	70-81	2.9	20.9	H	30	2748	804	£234.86
5PSS1100	500	1100	52	1190 - 50	33-44	70-81	3.2	22.3	H	33	3023	884	£256.08
5PSS1200	500	1200	52	1290 - 50	33-44	70-81	3.4	24.7	H	36	3298	965	£276.85
5PSS1400	500	1400	52	1490 - 50	33-44	70-81	4.0	28.5	H	42	3847	1126	£318.55
5PSS1600	500	1600	52	1690 - 50	33-44	70-81	4.6	32.2	H	48	4397	1286	£360.17
5PSS1800	500	1800	52	1890 - 50	33-44	70-81	5.2	36.3	H	54	4946	1447	£405.87
5PSS2000	500	2000	52	2090 - 50	33-44	70-81	5.7	40.0	H	60	5496	1608	£447.38
6PSS400	600	400	52	490 - 50	33-44	70-81	1.2	11.3	H	12	1272	372	£133.93
6PSS500	600	500	52	590 - 50	33-44	70-81	1.5	13.6	H	15	1591	466	£139.16
6PSS600	600	600	52	690 - 50	33-44	70-81	1.8	15.8	H	18	1909	559	£174.51
6PSS700	600	700	52	790 - 50	33-44	70-81	2.1	18.1	H	21	2227	652	£199.36
6PSS800	600	800	52	890 - 50	33-44	70-81	2.4	20.3	H	24	2545	745	£223.90
6PSS900	600	900	52	990 - 50	33-44	70-81	2.7	22.6	H	27	2863	838	£248.82
6PSS1000	600	1000	52	1090 - 50	33-44	70-81	3.0	24.8	H	30	3181	931	£273.60
6PSS1100	600	1100	52	1190 - 50	33-44	70-81	3.3	27.1	H	33	3499	1024	£298.23
6PSS1200	600	1200	52	1290 - 50	33-44	70-81	3.6	29.3	H	36	3817	1117	£323.08
6PSS1400	600	1400	52	1490 - 50	33-44	70-81	4.2	33.8	H	42	4453	1303	£372.56
6PSS1600	600	1600	52	1690 - 50	33-44	70-81	4.8	38.3	H	48	5090	1490	£421.89
6PSS1800	600	1800	52	1890 - 50	33-44	70-81	5.4	43.1	H	54	5726	1676	£471.48
6PSS2000	600	2000	52	2090 - 50	33-44	70-81	6.0	47.6	H	60	6362	1862	£522.39
7PSS400	700	400	52	490 - 50	33-44	70-81	1.3	12.9	H	12	1434	420	£154.37
7PSS500	700	500	52	590 - 50	33-44	70-81	1.7	15.5	H	15	1792	525	£170.27
7PSS600	700	600	52	690 - 50	33-44	70-81	2.0	18.1	H	18	2150	629	£202.91
7PSS700	700	700	52	790 - 50	33-44	70-81	2.3	20.7	H	21	2509	734	£232.17
7PSS800	700	800	52	890 - 50	33-44	70-81	2.6	22.7	H	24	2867	839	£261.88
7PSS900	700	900	52	990 - 50	33-44	70-81	3.0	25.9	H	27	3226	944	£290.89
7PSS1000	700	1000	52	1090 - 50	33-44	70-81	3.3	28.5	H	30	3584	1049	£320.23
7PSS1100	700	1100	52	1190 - 50	33-44	70-81	3.6	31.1	H	33	3942	1154	£349.71
7PSS1200	700	1200	52	1290 - 50	33-44	70-81	4.0	33.2	H	36	4301	1259	£379.04
7PSS1400	700	1400	52	1490 - 50	33-44	70-81	4.6	38.8	H	42	5018	1469	£437.93
9PSS400	900	400	52	490 - 50	33-44	70-81	1.6	16.2	H	12	1720	503	£235.86
9PSS500	900	500	52	590 - 50	33-44	70-81	2.0	19.5	H	15	2150	629	£263.54
9PSS600	900	600	52	690 - 50	33-44	70-81	2.3	22.7	H	18	2580	755	£297.02
9PSS700	900	700	52	790 - 50	33-44	70-81	2.7	26.0	H	21	3010	881	£342.15

See Page 84 For Colours & Finishes

RECOMMENDED ACCESSORIES
See Page 87 For More Valves & Accessories



Straight Thermostatic Valve & TRV Head/LS Twin Pack UAW851NL



Cylindrical-25 Angle Manual Rad. Valve + L/S set CYL850C




56 - PREMIER RANGE

 MATERIAL
  FINISH
  WORKING PRESSURE
  WORKING TEMP.
  CLOSED SYSTEM
  MOUNTING POS.
  WARRANTY

PLANAL SINGLE PLUS PHS

PRODUCT NAME	DIMENSIONS			PIPE CENTRES mm	WALL TO PIPE CENTRE mm	WALL TO FACE mm	WATER CONTENT lit	GROSS WEIGHT kg	FUEL OPTIONS E/H/D	PIPES OR SECTIONS	HEAT OUTPUT AT AT 50		RETAIL PRICE £
	Height mm	Length mm	Depth mm								BTU	Watts	
4PHS400	400	400	71	490 - 50	56-67	93-104	1.7	10.8	H	12	1370	401	£126.76
4PHS500	400	500	71	590 - 50	56-67	93-104	2.1	13.0	H	15	1714	502	£146.39
4PHS600	400	600	71	690 - 50	56-67	93-104	2.6	15.2	H	18	2056	602	£170.29
4PHS700	400	700	71	790 - 50	56-67	93-104	3.0	17.4	H	21	2399	702	£194.41
4PHS800	400	800	71	890 - 50	56-67	93-104	3.4	19.7	H	24	2742	802	£219.70
4PHS900	400	900	71	990 - 50	56-67	93-104	3.8	21.9	H	27	3084	903	£243.02
4PHS1000	400	1000	71	1090 - 50	56-67	93-104	4.3	24.1	H	30	3427	1003	£266.91
4PHS1100	400	1100	71	1190 - 50	56-67	93-104	4.7	26.3	H	33	3770	1103	£291.17
4PHS1200	400	1200	71	1290 - 50	56-67	93-104	5.1	28.6	H	36	4112	1204	£315.29
4PHS1400	400	1400	71	1490 - 50	56-67	93-104	6.0	33.0	H	42	4798	1404	£363.37
4PHS1600	400	1600	71	1690 - 50	56-67	93-104	6.8	37.5	H	48	5483	1605	£411.61
4PHS1800	400	1800	71	1890 - 50	56-67	93-104	7.7	42.1	H	54	6169	1805	£459.78
4PHS2000	400	2000	71	2090 - 50	56-67	93-104	8.5	46.5	H	60	6854	2006	£508.16
5PHS400	500	400	71	490 - 50	56-67	93-104	2.0	13.0	H	12	1649	483	£150.51
5PHS500	500	500	71	590 - 50	56-67	93-104	2.5	15.7	H	15	2061	604	£172.84
5PHS600	500	600	71	690 - 50	56-67	93-104	3.0	18.5	H	18	2473	724	£202.43
5PHS700	500	700	71	790 - 50	56-67	93-104	3.5	21.2	H	21	2885	845	£232.02
5PHS800	500	800	71	890 - 50	56-67	93-104	4.0	23.9	H	24	3298	966	£261.68
5PHS900	500	900	71	990 - 50	56-67	93-104	4.5	26.6	H	27	3710	1086	£291.28
5PHS1000	500	1000	71	1090 - 50	56-67	93-104	5.0	29.3	H	30	4122	1207	£320.47
5PHS1100	500	1100	71	1190 - 50	56-67	93-104	5.5	32.0	H	33	4534	1328	£350.32
5PHS1200	500	1200	71	1290 - 50	56-67	93-104	6.0	34.8	H	36	4946	1448	£379.85
5PHS1400	500	1400	71	1490 - 50	56-67	93-104	7.0	40.2	H	42	5771	1690	£438.96
5PHS1600	500	1600	71	1690 - 50	56-67	93-104	8.0	45.6	H	48	6595	1931	£497.71
5PHS1800	500	1800	71	1890 - 50	56-67	93-104	9.0	51.3	H	54	7420	2173	£571.45
5PHS2000	500	2000	71	2090 - 50	56-67	93-104	10.0	56.8	H	60	8244	2414	£634.93
6PHS400	600	400	71	490 - 50	56-67	93-104	2.3	15.5	H	12	1911	560	£170.94
6PHS500	600	500	71	590 - 50	56-67	93-104	2.9	18.8	H	15	2389	700	£199.81
6PHS600	600	600	71	690 - 50	56-67	93-104	3.5	22.1	H	18	2867	839	£234.86
6PHS700	600	700	71	790 - 50	56-67	93-104	4.1	25.3	H	21	3345	979	£269.85
6PHS800	600	800	71	890 - 50	56-67	93-104	4.6	28.6	H	24	3822	1119	£304.95
6PHS900	600	900	71	990 - 50	56-67	93-104	5.2	31.9	H	27	4300	1259	£339.78
6PHS1000	600	1000	71	1090 - 50	56-67	93-104	5.8	35.2	H	30	4778	1399	£374.75
6PHS1100	600	1100	71	1190 - 50	56-67	93-104	6.4	38.4	H	33	5256	1539	£409.52
6PHS1200	600	1200	71	1290 - 50	56-67	93-104	6.9	41.7	H	36	5734	1679	£444.36
6PHS1400	600	1400	71	1490 - 50	56-67	93-104	8.1	48.3	H	42	6689	1959	£514.58
6PHS1600	600	1600	71	1690 - 50	56-67	93-104	9.3	54.8	H	48	7645	2238	£584.41
6PHS1800	600	1800	71	1890 - 50	56-67	93-104	10.4	61.7	H	54	8600	2518	£667.44
6PHS2000	600	2000	71	2090 - 50	56-67	93-104	11.6	68.2	H	60	9556	2798	£735.79
7PHS400	700	400	71	490 - 50	56-67	93-104	2.6	16.4	H	12	2229	653	£200.66
7PHS500	700	500	71	590 - 50	56-67	93-104	3.2	21.6	H	15	2787	816	£238.73
7PHS600	700	600	71	690 - 50	56-67	93-104	3.9	24.0	H	18	3344	979	£281.71
7PHS700	700	700	71	790 - 50	56-67	93-104	4.5	27.8	H	21	3901	1142	£324.37
7PHS800	700	800	71	890 - 50	56-67	93-104	5.1	31.6	H	24	4459	1306	£367.26
7PHS900	700	900	71	990 - 50	56-67	93-104	5.8	35.4	H	27	5016	1469	£409.72
7PHS1000	700	1000	71	1090 - 50	56-67	93-104	6.4	39.1	H	30	5573	1632	£452.97
7PHS1200	700	1200	71	1290 - 50	56-67	93-104	7.7	46.7	H	36	6688	1958	£537.22

57 - PREMIER RANGE

 MATERIAL
  FINISH
  WORKING PRESSURE
  WORKING TEMP.
  CLOSED SYSTEM
  MOUNTING POS.
  WARRANTY

PLANAL DOUBLE PDS

PRODUCT NAME	DIMENSIONS			PIPE CENTRES mm	WALL TO PIPE CENTRE mm	WALL TO FACE mm	WATER CONTENT lt	GROSS WEIGHT kg	FUEL OPTIONS E/H/D	HEAT OUTPUT AT ΔT 50		RETAIL PRICE £
	Height mm	Length mm	Depth mm							BTU	Watts	
3PDS500	300	500	104	590 - 50	72-83	126-137	1.8	11.5	H	15	1725 505	£132.65
3PDS800	300	800	104	890 - 50	72-83	126-137	2.8	17.2	H	24	2760 808	£189.51
3PDS1000	300	1000	104	1090 - 50	72-83	126-137	3.5	21.0	H	30	3450 1010	£229.74
3PDS1200	300	1200	104	1290 - 50	72-83	126-137	4.2	24.8	H	36	4140 1212	£270.13
3PDS1400	300	1400	104	1490 - 50	72-83	126-137	4.9	28.6	H	42	4830 1414	£310.90
3PDS1800	300	1800	104	1890 - 50	72-83	126-137	7.0	36.0	H	54	6210 1818	£390.38
3PDS2000	300	2000	104	2090 - 50	72-83	126-137	7.0	40.0	H	60	6900 2020	£432.12
4PDS400	400	400	104	490 - 50	72-83	126-137	1.7	12.3	H	12	1767 517	£142.46
4PDS500	400	500	104	590 - 50	72-83	126-137	2.1	14.8	H	15	2209 647	£156.74
4PDS600	400	600	104	690 - 50	72-83	126-137	2.6	17.3	H	18	2650 776	£182.81
4PDS700	400	700	104	790 - 50	72-83	126-137	3.0	19.8	H	21	3092 905	£208.80
4PDS800	400	800	104	890 - 50	72-83	126-137	3.4	22.3	H	24	3534 1034	£234.95
4PDS900	400	900	104	990 - 50	72-83	126-137	3.8	24.8	H	27	3975 1164	£261.25
4PDS1000	400	1000	104	1090 - 50	72-83	126-137	4.3	27.3	H	30	4417 1293	£287.32
4PDS1100	400	1100	104	1190 - 50	72-83	126-137	4.7	28.8	H	33	4859 1422	£313.08
4PDS1200	400	1200	104	1290 - 50	72-83	126-137	5.1	32.2	H	36	5300 1552	£339.46
4PDS1400	400	1400	104	1490 - 50	72-83	126-137	6.0	37.2	H	42	6184 1810	£398.37
4PDS1600	400	1600	104	1690 - 50	72-83	126-137	6.8	42.2	H	48	7067 2069	£444.13
4PDS1800	400	1800	104	1890 - 50	72-83	126-137	7.7	47.4	H	54	7951 2327	£492.39
4PDS2000	400	2000	104	2090 - 50	72-83	126-137	8.5	52.4	H	60	8834 2586	£545.52
5PDS400	500	400	104	490 - 50	72-83	126-137	2.0	14.8	H	12	2124 622	£161.39
5PDS500	500	500	104	590 - 50	72-83	126-137	2.5	17.8	H	15	2655 777	£188.44
5PDS600	500	600	104	690 - 50	72-83	126-137	3.0	20.9	H	18	3185 932	£220.90
5PDS700	500	700	104	790 - 50	72-83	126-137	3.5	24.0	H	21	3716 1088	£253.13
5PDS800	500	800	104	890 - 50	72-83	126-137	4.0	27.0	H	24	4247 1243	£285.81
5PDS900	500	900	104	990 - 50	72-83	126-137	4.5	30.1	H	27	4778 1399	£318.27
5PDS1000	500	1000	104	1090 - 50	72-83	126-137	5.0	33.2	H	30	5309 1554	£350.50
5PDS1100	500	1100	104	1190 - 50	72-83	126-137	5.5	35.8	H	33	5840 1709	£383.26
5PDS1200	500	1200	104	1290 - 50	72-83	126-137	6.0	39.3	H	36	6371 1865	£415.87
5PDS1400	500	1400	104	1490 - 50	72-83	126-137	7.0	45.4	H	42	7433 2176	£480.49
5PDS1600	500	1600	104	1690 - 50	72-83	126-137	8.0	51.5	H	48	8494 2486	£545.25
5PDS1800	500	1800	104	1890 - 50	72-83	126-137	9.1	57.9	H	54	9556 2797	£598.65
5PDS2000	500	2000	104	2090 - 50	72-83	126-137	10.1	64.0	H	60	10618 3108	£664.74
6PDS400	600	400	104	490 - 50	72-83	126-137	2.3	17.7	H	12	2452 718	£189.19
6PDS500	600	500	104	590 - 50	72-83	126-137	2.9	21.3	H	15	3065 897	£221.38
6PDS600	600	600	104	690 - 50	72-83	126-137	3.5	25.0	H	18	3677 1076	£260.61
6PDS700	600	700	104	790 - 50	72-83	126-137	4.1	28.7	H	21	4290 1256	£299.66
6PDS800	600	800	104	890 - 50	72-83	126-137	4.6	32.4	H	24	4903 1435	£339.64
6PDS900	600	900	104	990 - 50	72-83	126-137	5.2	36.1	H	27	5516 1615	£377.45
6PDS1000	600	1000	104	1090 - 50	72-83	126-137	5.8	39.8	H	30	6129 1794	£416.63
6PDS1100	600	1100	104	1190 - 50	72-83	126-137	6.4	43.5	H	33	6742 1973	£455.47
6PDS1200	600	1200	104	1290 - 50	72-83	126-137	7.0	47.2	H	36	7355 2153	£494.47
6PDS1400	600	1400	104	1490 - 50	72-83	126-137	8.1	54.6	H	42	8581 2512	£572.98
6PDS1600	600	1600	104	1690 - 50	72-83	126-137	9.3	62.0	H	48	9806 2870	£651.05
6PDS1800	600	1800	104	1890 - 50	72-83	126-137	10.4	69.7	H	54	11032 3229	£721.75
6PDS2000	600	2000	104	2090 - 50	72-83	126-137	11.6	77.1	H	60	12258 3588	£793.01



58 - PREMIER RANGE

 MATERIAL
  FINISH
  WORKING PRESSURE
  WORKING TEMP.
  CLOSED SYSTEM
  MOUNTING POS.
  WARRANTY

PLANAL DOUBLE PDS

PRODUCT NAME	DIMENSIONS			PIPE CENTRES	WALL TO PIPE CENTRE	WALL TO FACE	WATER CONTENT	GROSS WEIGHT	FUEL OPTIONS	PIPES OR SECTIONS	HEAT OUTPUT AT AT 50		RETAIL PRICE £
	Height mm	Length mm	Depth mm								BTU	Watts	
7PDS400	700	400	104	490 - 50	72-83	126-137	2.6	20.3	H	12	2755	806	£214.50
7PDS500	700	500	104	590 - 50	72-83	126-137	3.2	24.6	H	15	3444	1008	£258.43
7PDS600	700	600	104	690 - 50	72-83	126-137	3.9	28.9	H	18	4132	1210	£305.22
7PDS700	700	700	104	790 - 50	72-83	126-137	4.5	33.2	H	21	4821	1411	£351.16
7PDS800	700	800	104	890 - 50	72-83	126-137	5.1	37.5	H	24	5510	1613	£397.72
7PDS900	700	900	104	990 - 50	72-83	126-137	5.8	41.8	H	27	6198	1814	£443.88
7PDS1000	700	1000	104	1090 - 50	72-83	126-137	6.4	46.1	H	30	6887	2016	£490.13
7PDS1100	700	1100	104	1190 - 50	72-83	126-137	7.1	48.7	H	33	7576	2218	£536.92
7PDS1200	700	1200	104	1290 - 50	72-83	126-137	7.7	54.6	H	36	8264	2419	£583.09
7PDS1400	700	1400	104	1490 - 50	72-83	126-137	9.0	63.2	H	42	9642	2822	£675.97
9PDS400	900	400	104	490 - 50	72-83	126-137	3.1	25.7	H	12	3289	963	£328.46
9PDS500	900	500	104	590 - 50	72-83	126-137	3.9	31.2	H	15	4111	1203	£384.57
9PDS600	900	600	104	690 - 50	72-83	126-137	4.6	36.7	H	18	4933	1444	£425.63
9PDS700	900	700	104	790 - 50	72-83	126-137	5.4	42.1	H	21	5755	1685	£491.32

 MATERIAL
  FINISH
  WORKING PRESSURE
  WORKING TEMP.
  CLOSED SYSTEM
  MOUNTING POS.
  WARRANTY

PLANAL TRIPLE PTS

PRODUCT NAME	DIMENSIONS			PIPE CENTRES	WALL TO PIPE CENTRE	WALL TO FACE	WATER CONTENT	GROSS WEIGHT	FUEL OPTIONS	PIPES OR SECTIONS	HEAT OUTPUT AT AT 50		RETAIL PRICE £
	Height mm	Length mm	Depth mm								BTU	Watts	
2PTS600	200	600	164	690 - 50	72-83	186-197	2.1	12.9	H	18	1738	509	£273.25
2PTS800	200	800	164	890 - 50	72-83	186-197	2.8	17.1	H	24	2322	680	£301.39
2PTS1000	200	1000	164	1090 - 50	72-83	186-197	3.5	21.4	H	30	2903	850	£368.36
2PTS1400	200	1400	164	1490 - 50	72-83	186-197	4.9	30.0	H	42	4064	1190	£507.66
2PTS2000	200	2000	164	2090 - 50	72-83	186-197	7.0	42.9	H	60	5802	1699	£715.27
2PTS2400	200	2400	164	2490 - 50	72-83	186-197	8.4	51.4	H	72	6963	2039	£901.46
3PTS500	300	500	164	590 - 50	72-83	186-197	2.6	15.2	H	15	2104	616	£204.95
3PTS600	300	600	164	690 - 50	72-83	186-197	3.1	17.8	H	18	2534	742	£235.75
3PTS800	300	800	164	890 - 50	72-83	186-197	4.2	23.1	H	24	3374	988	£296.02
3PTS1000	300	1000	164	1090 - 50	72-83	186-197	5.2	28.4	H	30	4221	1236	£361.65
3PTS1200	300	1200	164	1290 - 50	72-83	186-197	6.2	33.7	H	36	5064	1483	£427.30
3PTS1400	300	1400	164	1490 - 50	72-83	186-197	7.3	39.1	H	42	5908	1730	£492.92
3PTS1600	300	1600	164	1690 - 50	72-83	186-197	8.3	44.4	H	48	6758	1979	£558.56
3PTS1800	300	1800	164	1890 - 50	72-83	186-197	9.4	49.7	H	54	7595	2224	£625.53
3PTS2000	300	2000	164	2090 - 50	72-83	186-197	10.4	55.0	H	60	8442	2472	£691.16
4PTS500	400	500	164	590 - 50	72-83	186-197	3.2	19.6	H	15	2697	790	£274.59
4PTS600	400	600	164	690 - 50	72-83	186-197	3.8	23.1	H	18	3248	951	£322.82
4PTS800	400	800	164	890 - 50	72-83	186-197	5.1	30.1	H	24	4327	1267	£419.25
4PTS1000	400	1000	164	1090 - 50	72-83	186-197	6.4	37.1	H	30	5409	1584	£515.70
4PTS1200	400	1200	164	1290 - 50	72-83	186-197	7.7	44.1	H	36	6495	1902	£613.47
4PTS1400	400	1400	164	1490 - 50	72-83	186-197	8.9	51.1	H	42	7574	2218	£709.91
4PTS1600	400	1600	164	1690 - 50	72-83	186-197	10.2	58.1	H	48	8657	2535	£806.35
4PTS1800	400	1800	164	1890 - 50	72-83	186-197	11.5	65.1	H	54	9740	2852	£902.80
4PTS2000	400	2000	164	2090 - 50	72-83	186-197	12.8	72.1	H	60	10822	3169	£999.23



White
Model shown 5PDS800

MS MATERIAL
 RAL 9016 FINISH
 6.9 WORKING PRESSURE
 95 °C WORKING TEMP.
 C CLOSED SYSTEM
 V MOUNTING POS.
 5 YEARS WARRANTY

PLANAL TRIPLE PTS

PRODUCT NAME	DIMENSIONS			PIPE CENTRES	WALL TO PIPE CENTRE	WALL TO FACE	WATER CONTENT	GROSS WEIGHT	FUEL OPTIONS	PIPES OR SECTIONS	HEAT OUTPUT AT ΔT 50		RETAIL PRICE £
	Height mm	Length mm	Depth mm								BTU	Watts	
5PTS400	500	400	164	490 - 50	72-83	186-197	3.0	19.5	H	12	3254	953	£286.64
5PTS500	500	500	164	590 - 50	72-83	186-197	3.8	23.8	H	15	3887	1138	£333.53
5PTS600	500	600	164	690 - 50	72-83	186-197	4.6	28.1	H	18	3900	1142	£392.47
5PTS800	500	800	164	890 - 50	72-83	186-197	6.1	36.7	H	24	5201	1523	£513.00
5PTS1000	500	1000	164	1090 - 50	72-83	186-197	7.6	45.3	H	30	6502	1904	£633.57
5PTS1200	500	1200	164	1290 - 50	72-83	186-197	9.1	53.9	H	36	7803	2285	£754.12
5PTS1400	500	1400	164	1490 - 50	72-83	186-197	10.6	62.5	H	42	9104	2666	£873.32
5PTS1600	500	1600	164	1690 - 50	72-83	186-197	12.1	71.1	H	48	10402	3046	£993.87
5PTS1800	500	1800	164	1890 - 50	72-83	186-197	13.7	79.7	H	54	11707	3428	£1,113.10
5PTS2000	500	2000	164	2090 - 50	72-83	186-197	15.2	88.3	H	60	13008	3809	£1,233.64
6PTS400	600	400	164	490 - 50	72-83	186-197	3.5	23.3	H	12	3002	879	£329.50
6PTS500	600	500	164	590 - 50	72-83	186-197	4.4	28.4	H	15	3739	1095	£393.81
6PTS600	600	600	164	690 - 50	72-83	186-197	5.3	33.6	H	18	4501	1318	£466.13
6PTS800	600	800	164	890 - 50	72-83	186-197	7.0	44.0	H	24	6004	1758	£610.79
6PTS900	600	900	164	990 - 50	72-83	186-197	7.9	49.2	H	27	6732	1971	£683.12
6PTS1000	600	1000	164	1090 - 50	72-83	186-197	8.8	54.4	H	30	7506	2198	£755.45
6PTS1200	600	1200	164	1290 - 50	72-83	186-197	10.5	64.7	H	36	9005	2637	£896.10
6PTS1400	600	1400	164	1490 - 50	72-83	186-197	12.3	75.1	H	42	10508	3077	£1,044.78
6PTS1600	600	1600	164	1690 - 50	72-83	186-197	14.0	85.5	H	48	12007	3516	£1,189.44
6PTS1800	600	1800	164	1890 - 50	72-83	186-197	15.8	95.9	H	54	13510	3956	£1,334.10
6PTS2000	600	2000	164	2090 - 50	72-83	186-197	17.6	106.2	H	60	15009	4395	£1,478.76
7PTS400	700	400	164	490 - 50	72-83	186-197	3.9	26.8	H	12	3357	983	£383.21
7PTS500	700	500	164	590 - 50	72-83	186-197	4.8	32.9	H	15	4196	1229	£462.57
7PTS600	700	600	164	690 - 50	72-83	186-197	5.8	38.9	H	18	5033	1474	£547.44
7PTS800	700	800	164	890 - 50	72-83	186-197	7.8	51.0	H	24	6711	1965	£719.87
7PTS1000	700	1000	164	1090 - 50	72-83	186-197	9.7	63.0	H	30	8390	2457	£890.95
9PTS400	900	400	164	490 - 50	72-83	186-197	4.6	33.9	H	12	3991	1169	£496.19
9PTS500	900	500	164	590 - 50	72-83	186-197	5.8	41.6	H	15	4989	1461	£603.81
9PTS600	900	600	164	690 - 50	72-83	186-197	6.9	49.3	H	18	5988	1753	£717.03
9PTS800	900	800	164	890 - 50	72-83	186-197	9.2	64.7	H	24	7982	2337	£946.25
9PTS1000	900	1000	164	1090 - 50	72-83	186-197	11.5	80.1	H	30	9979	2922	£1,125.55

See Page 84 For Colours & Finishes

RECOMMENDED ACCESSORIES
See Page 87 For More Valves & Accessories



Straight Thermostatic Valve & TRV Head/LS Twin Pack
UAW851NL



Corner Thermostatic Valve & TRV Head
UAW853CT