

2019 UTV APPLICATION GUIDE

This guide is for reference only and not a guaranteed fitment application.



ARCTIC CAT/TEXTRON 250/300 2X4/4X4 | 1998-2002
ARCTIC CAT 300I/400I/500I/650I/700I/1000 2X4/4X4 | 2002-2018
ARCTIC CAT TRV 400/ 550/700/1000 | 2010-2016

WHEEL STYLE	FRONT/REAR	SIZE	BOLT PATTERN	OFFSET	FINISH	PART #	LUG NUT	CENTER CAP
158 Buckshot	Front	12x7	4-115	4+3	Gloss Black Machined	158-127115BW4	300-208	C158A
158 Buckshot	Rear	12x8	4-115	4+4	Gloss Black Machined	158-128115BW4	300-208	C158A
393 Lockout	Front	12X7	4-115	4+3	Matte Black	393-127115MB4	300-208B	C393AL
393 Lockout	Rear	12X8	4-115	4+4	Matte Black	393-128115MB4	300-208B	C393AL
393 Lockout	Front	12X7	4-115	4+3	Matte Black Machined Lip	393-127115MBML4	300-208	C393AL
393 Lockout	Rear	12X8	4-115	4+4	Matte Black Machined Lip	393-128115MBML4	300-208	C393AL
393 Lockout	Front	14X7	4-115	4+3	Matte Black	393-147115MB4	300-208B	C393AL
393 Lockout	Rear	14X8	4-115	4+4	Matte Black	393-148115MB4	300-208B	C393AL
393 Lockout	Front	14X7	4-115	4+3	Matte Black Machined Lip	393-147115MBML4	300-208	C393AL
393 Lockout	Rear	14X8	4-115	4+4	Matte Black Machined Lip	393-148115MBML4	300-208	C393AL
393 Lockout	Front	15X7	4-115	4+3	Matte Black	393-157115MB4	300-208B	C393AL
393 Lockout	Rear	15X8	4-115	4+4	Matte Black	393-158115MB4	300-208B	C393AL
393 Lockout	Front	15X7	4-115	4+3	Matte Black Machined Lip	393-157115MBML4	300-208	C393AL
393 Lockout	Rear	15X8	4-115	4+4	Matte Black Machined Lip	393-158115MBML4	300-208	C393AL
548 Commander	Front	12X7	4-115	4+3	Matte Black Machined Face	548-127115MBMF4	300-208	C550MB
548 Commander	Rear	12X8	4-115	4+4	Matte Black Machined Face	548-128115MBMF4	300-208	C550MB
548 Commander	Front	14X7	4-115	4+3	Matte Black Machined Face	548-147115MBMF4	300-208	C550MB
548 Commander	Rear	14X8	4-115	4+4	Matte Black Machined Face	548-148115MBMF4	300-208	C550MB

ARCTIC CAT/TEXTRON PROWLER 2006-2019
ARCTIC CAT WILDCAT 1000 | 2013-2019

WHEEL STYLE	FRONT/REAR	SIZE	BOLT PATTERN	OFFSET	FINISH	PART #	LUG NUT	CENTER CAP
393 Lockout	Front	12x7	4-115	4+3	Matte Black	393-127115MB4	300-208B	C393AL
393 Lockout	Rear	12X8	4-115	4+4	Matte Black	393-128115MB4	300-208B	C393AL
393 Lockout	Front	12X7	4-115	4+4	Matte Black Machined Lip	393-127115MBML4	300-208	C393AL
393 Lockout	Rear	12X8	4-115	4+4	Matte Black Machined Lip	393-128115MBML4	300-208	C393AL
393 Lockout	Front	14X7	4-115	4+3	Matte Black	393-147115MB4	300-208B	C393AL
393 Lockout	Rear	14X8	4-115	4+4	Matte Black	393-148115MB4	300-208B	C393AL
393 Lockout	Front	14X7	4-115	4+3	Matte Black Machined Lip	393-147115MBML4	300-208	C393AL
393 Lockout	Rear	14X8	4-115	4+4	Matte Black Machined Lip	393-148115MBML4	300-208	C393AL
393 Lockout	Front	15X7	4-115	4+3	Matte Black	393-157115MB4	300-208B	C393AL
393 Lockout	Rear	15X8	4-115	4+4	Matte Black	393-158115MB4	300-208B	C393AL
393 Lockout	Front	15X7	4-115	4+3	Matte Black Machined Lip	393-157115MBML4	300-208	C393AL
393 Lockout	Rear	15X8	4-115	4+4	Matte Black Machined Lip	393-158115MBML4	300-208	C393AL
548 Commander	Front	12X7	4-115	4+3	Matte Black Machined Face	548-127115MBMF4	300-208	C550MB
548 Commander	Rear	12X8	4-115	4+4	Matte Black Machined Face	548-128115MBMF4	300-208	C550MB
548 Commander	Front	14X7	4-115	4+3	Matte Black Machined Face	548-147115MBMF4	300-208	C550MB
548 Commander	Rear	14X8	4-115	4+4	Matte Black Machined Face	548-148115MBMF4	300-208	C550MB

2019 UTV APPLICATION GUIDE

This guide is for reference only and not a guaranteed fitment application.



TEXTRON STAMPEDE 2017-2018

WHEEL STYLE	FRONT/REAR	SIZE	BOLT PATTERN	OFFSET	FINISH	PART #	LUG NUT	CENTER CAP
112 Assault	Front	12X7	4-136	4+3	Gunmetal Machined Face	112-127136GMMF4	300-204	C112GM-V
112 Assault	Rear	12x8	4-136	4+4	Gunmetal Machined Face	112-128136GMMF4	300-204	C112GM-V
112 Assault	Front	14X7	4-136	4+3	Gunmetal Machined Face	112-147136GMMF4	300-204	C112GM-V
112 Assault	Rear	14X8	4-136	4+4	Gunmetal Machined Face	112-148136GMMF4	300-204	C112GM-V
356BL Manx 2	Front/Rear	14X7	4-136	4+3	Machined Face/Machined Ring	356BL147136ACMFMR44	300-204	C356SB-136V
356BL Manx 2	Front/Rear	14X7	4-136	4+3	Satin Black w/Satin Black Ring	356BL147136SBBR44	300-204B	C356SB-136V
356BL Manx 2	Front/Rear	15X7	4-136	4+3	Machined Face/Machined Ring	356BL157136ACMFMR44	300-204	C356SB-136V
356BL Manx 2	Front/Rear	15X7	4-136	4+3	Satin Black w/Satin Black Ring	356BL157136SBBR44	300-204B	C356SB-136V
393 Lockout	Front	14X7	4-136	4+3	Matte Black	393-147136MB4	300-204B	C393Z
393 Lockout	Rear	14X8	4-136	4+4	Matte Black	393-148136MB4	300-204B	C393Z
393 Lockout	Front	14X7	4-136	4+3	Matte Black Machined Lip	393-1471136MBML4	300-204	C393Z
393 Lockout	Rear	14X8	4-136	4+4	Matte Black Machined Lip	393-148136MBML4	300-204	C393Z
393 Lockout	Front	15X7	4-136	4+3	Matte Black	393-157136MB4	300-204B	C393Z
393 Lockout	Rear	15X8	4-136	4+4	Matte Black	393-158136MB4	300-204B	C393Z
393 Lockout	Front	15X7	4-136	4+3	Matte Black Machined Lip	393-157136MBML4	300-204	C393Z
393 Lockout	Rear	15X8	4-136	4+4	Matte Black Machined Lip	393-158136MBML4	300-204	C393Z
545 Rocker	Front/Rear	14X7	4-136	4+3	Satin Black	545-147136SB44	300-204B	C545SB
545 Rocker	Front/Rear	14X7	4-136	4+3	Satin Gray w/Satin Black Lip	545-147136SGBL44	300-204	C545SB
545 Rocker	Front/Rear	14X7	4-136	5+2	Satin Black	545-147136SB54	300-204B	C545SB
545 Rocker	Front/Rear	14X7	4-136	5+2	Satin Gray w/Satin Black Lip	545-147136SGBL54	300-204	C545SB
545 Rocker	Front/Rear	15X7	4-136	4+3	Satin Black	545-157136SB44	300-204B	C545SB
545 Rocker	Front/Rear	15X7	4-136	4+3	Satin Gray w/Satin Black Lip	545-157136SGBL44	300-204	C545SB
548 Commander	Front	12X7	4-136	4+3	Matte Black Machined Face	548-127136MBMF4	300-204	C550MB
548 Commander	Rear	12X8	4-136	4+4	Matte Black Machined Face	548-128136MBMF4	300-204	C550MB
548 Commander	Front	14X7	4-136	4+3	Matte Black Machined Face	548-147136MBMF4	300-204	C550MB
548 Commander	Rear	14X8	4-136	4+4	Matte Black Machined Face	548-148136MBMF4	300-204	C550MB

CAN-AM/BOMBARDIER OUTLANDER 330/400/500/650/800/1000 | 2003-2019
 CAN-AM/BOMBARDIER RENEGADE 500/800/1000 | 2008-2019
 COMMANDER 800/1000 | 2011-2019
 MAVERICK 1000 | 2014 -2019
 DEFENDER 2017-2019

WHEEL STYLES CONTINUED ON NEXT PAGE

WHEEL STYLE	FRONT/REAR	SIZE	BOLT PATTERN	OFFSET	FINISH	PART #	LUG NUT	CENTER CAP
112 Assault	Front	12x7	4-136	4+3	Gunmetal Machined Face	112-127136GMMF4	300-208	C112GM-V
112 Assault	Rear	12x8	4-136	4+4	Gunmetal Machined Face	112-128136GMMF4	300-208	C112GM-V
112 Assault	Front	14X7	4-136	4+3	Gunmetal Machined Face	112-147136GMMF4	300-208	C112GM-V
112 Assault	Rear	14X8	4-136	4+4	Gunmetal Machined Face	112-148136GMMF4	300-208	C112GM-V
356BL Manx 2	Front/Rear	14X7	4-136	4+3	Machined Face/Machined Ring	356BL147136ACMFMR44	300-208	C356SB-136V
356BL Manx 2	Front/Rear	14X7	4-136	4+3	Satin Black w/Satin Black Ring	356BL147136SBBR44	300-208	C356SB-136V
356BL Manx 2	Front/Rear	15X7	4-136	4+3	Machined Face/Machined Ring	356BL157136ACMFMR44	300-208	C356SB-136V
356BL Manx 2	Front/Rear	15X7	4-136	4+3	Satin Black w/Satin Black Ring	356BL157136SBBR44	300-208	C356SB-136V
158 Buckshot	Front	12x7	4-136	4+3	Gloss Black Machined	158-127136BW4	300-208	C158Z

2019 UTV APPLICATION GUIDE

This guide is for reference only and not a guaranteed fitment application.

**545
ROCKER UTV**



SATIN BLACK GUNMETAL

**356
MANX 2 UTV BEADLOCK**



SATIN BLACK MACHINED

**GV8BL
INVADER BEADLOCK**



SATIN BLACK GUNMETAL MACHINE FACE

**GV8
INVADER**



GUNMETAL MACHINE FACE

**112
ASSAULT**



GUNMETAL MACHINED FACE

**551
FIVE-FIFTY ONE**



MATTE BLACK WIRED RING

**393
LOCKOUT**



MATTE BLACK MATTE BLACK MACHINE FACE

**550
FIVE-FIFTY**



MATTE BLACK

**548
COMMANDER**



MATTE BLACK MACHINED FACE

**547
SPIRIT**



GLOSS BLACK MACHINED FACE

CAN-AM/BOMBARDIER OUTLANDER 330/400/500/650/800/1000 | 2003-2019
CAN-AM/BOMBARDIER RENEGADE 500/800/1000 | 2008-2019
COMMANDER 800/1000 | 2011-2019
MAVERICK 1000 | 2014 -2019
DEFENDER 2017-2019

CONTINUED FROM PREVIOUS PAGE

WHEEL STYLE	FRONT/REAR	SIZE	BOLT PATTERN	OFFSET	FINISH	PART #	LUG NUT	CENTER CAP
158 Buckshot	Rear	12x8	4-136	4+4	Gloss Black Machined	158-128136BW4	300-208	C158Z
393 Lockout	Front	12x7	4-136	4+3	Matte Black	393-127136MB4	300-208B	C393Z
393 Lockout	Rear	12X8	4-136	4+4	Matte Black	393-128136MB4	300-208B	C393Z
393 Lockout	Front	12X7	4-136	4+3	Matte Black Machined Lip	393-127136MBML4	300-208	C393Z
393 Lockout	Rear	12X8	4-136	4+4	Matte Black Machined Lip	393-128136MBML4	300-208	C393Z
393 Lockout	Front	14X7	4-136	4+3	Matte Black	393-147136MB4	300-208B	C393Z
393 Lockout	Rear	14X8	4-136	4+4	Matte Black	393-148136MB4	300-208B	C393Z
393 Lockout	Front	14X7	4-136	4+3	Matte Black Machined Lip	393-1471136MBML4	300-208	C393Z
393 Lockout	Rear	14X8	4-136	4+4	Matte Black Machined Lip	393-148136MBML4	300-208	C393Z
393 Lockout	Front	15X7	4-136	4+3	Matte Black	393-157136MB4	300-208B	C393Z
393 Lockout	Rear	15X8	4-136	4+4	Matte Black	393-158136MB4	300-208B	C393Z
393 Lockout	Front	15X7	4-136	4+3	Matte Black Machined Lip	393-157136MBML4	300-208	C393Z
393 Lockout	Rear	15X8	4-136	4+4	Matte Black Machined Lip	393-158136MBML4	300-208	C393Z
545 Rocker	Front/Rear	14X7	4-136	4+3	Satin Black	545-147136SB44	300-208B	C545SB
545 Rocker	Front/Rear	14X7	4-136	4+3	Satin Gray w/Satin Black Lip	545-147136SGBL44	300-208	C545SB
545 Rocker	Front/Rear	14X7	4-136	5+2	Satin Black	545-147136SB54	300-208B	C545SB
545 Rocker	Front/Rear	14X7	4-136	5+2	Satin Gray w/Satin Black Lip	545-147136SGBL54	300-208	C545SB
545 Rocker	Front/Rear	15X7	4-136	4+3	Satin Black	545-157136SB44	300-208B	C545SB
545 Rocker	Front/Rear	15X7	4-136	4+3	Satin Gray w/Satin Black Lip	545-157136SGBL44	300-208	C545SB
548 Commander	Front	12X7	4-136	4+3	Matte Black Machined Face	548-127136MBMF4	300-208	C550MB
548 Commander	Rear	12X8	4-136	4+4	Matte Black Machined Face	548-128136MBMF4	300-208	C550MB
548 Commander	Front	14X7	4-136	4+3	Matte Black Machined Face	548-147136MBMF4	300-208	C550MB
548 Commander	Rear	14X8	4-136	4+4	Matte Black Machined Face	548-148136MBMF4	300-208	C550MB

CAN-AM/BOMBARDIER TRAXTER 4X4 | 1999-2006
CAN-AM/BOMBARDIER QUEST 650 | 2001-2006

WHEEL STYLE	FRONT/REAR	SIZE	BOLT PATTERN	OFFSET	FINISH	PART #	LUG NUT	CENTER CAP
112 Assault	Front	12X7	4-110	4+3	Gunmetal Machined Face	112-127110GMMF4	300-208	C112GM-V
112 Assault	Rear	12X8	4-110	2+6	Gunmetal Machined Face	112-128110GMMF2	300-208	C112GM-V

HONDA 300 4X4 | 1989-2000
HONDA RANCHER S-ES 350 4X4 | 2000-2006
HONDA RANCHER SA 400/420 4X4 | 2004-2019
HONDA FOREMAN 400 4X4 | 1996-2006

HONDA FOREMAN S-ES 450/500 4X4 | 1998-2019
HONDA RUBICON 500 4X4 | 2001-2019
RECON 250 | 2008-2016 12" WHEELS ONLY

WHEEL STYLE	FRONT/REAR	SIZE	BOLT PATTERN	OFFSET	FINISH	PART #	LUG NUT	CENTER CAP
112 Assault	Front	12X7	4-110	4+3	Gunmetal Machined Face	112-127110GMMF4	300-208	C112GM-V
112 Assault	Rear	12X8	4-110	2+6	Gunmetal Machined Face	112-128110GMMF2	300-208	C112GM-V

2019 UTV APPLICATION GUIDE

This guide is for reference only and not a guaranteed fitment application.



HONDA RINCON 500/650/700 4X4 | 2002-2019 **HONDA RUBICON** 500 4X4 IHR | 2015-2019
HONDA RANCHER 420AT/500AT | 2009-2019

WHEEL STYLE	FRONT/REAR	SIZE	BOLT PATTERN	OFFSET	FINISH	PART #	LUG NUT	CENTER CAP
112 Assault	Front	12X7	4-110	4+3	Gunmetal Machined Face	112-127110GMMF4	300-208	C112GM-V
112 Assault	Rear	12X8	4-110	4+4	Gunmetal Machined Face	112-128110GMMF4	300-208	C112GM-V
112 Assault	Front	14X7	4-110	4+3	Gunmetal Machined Face	112-147110GMMF4	300-208	C112GM-V
112 Assault	Rear	14X8	4-110	4+4	Gunmetal Machined Face	112-148110GMMF4	300-208	C112GM-V
158 Buckshot	Front	12x7	4-110	4+3	Gloss Black Machined	158-127110BW4	300-208	C158A
158 Buckshot	Rear	12x8	4-110	4+4	Gloss Black Machined	158-128110BW4	300-208	C158A
356BL Manx 2	Front/Rear	14X7	4-110	4+3	Machined Face/Machined Ring	356BL147110ACMFMR44	300-208	C356SB-110V
356BL Manx 2	Front/Rear	14X7	4-110	4+3	Satin Black w/Satin Black Ring	356BL147110SBBR44	300-208B	C356SB-110V
356BL Manx 2	Front/Rear	15X7	4-110	4+3	Machined Face/Machined Ring	356BL157110ACMFMR44	300-208	C356SB-110V
356BL Manx 2	Front/Rear	15X7	4-110	4+3	Satin Black w/Satin Black Ring	356BL157110SBBR44	300-208B	C356SB-110V
393 Lockout	Front	12x7	4-110	4+3	Matte Black	393-127110MB4	300-208B	C393AL
393 Lockout	Rear	12X8	4-110	4+4	Matte Black	393-128110MB4	300-208B	C393AL
393 Lockout	Front	12X7	4-110	4+3	Matte Black Machined Lip	393-127110MBML4	300-208	C393AL
393 Lockout	Rear	12X8	4-110	4+4	Matte Black Machined Lip	393-128110MBML4	300-208	C393AL
393 Lockout	Front	14X7	4-110	4+3	Matte Black	393-147110MB4	300-208B	C393AL
393 Lockout	Rear	14X8	4-110	4+4	Matte Black	393-148110MB4	300-208B	C393AL
393 Lockout	Front	14X7	4-110	4+3	Matte Black Machined Lip	393-147110MBML4	300-208	C393AL
393 Lockout	Rear	14X8	4-110	4+4	Matte Black Machined Lip	393-148110MBML4	300-208	C393AL
393 Lockout	Front	15X7	4-110	4+3	Matte Black	393-157110MB4	300-208B	C393AL
393 Lockout	Rear	15X8	4-110	4+4	Matte Black	393-158110MB4	300-208B	C393AL
393 Lockout	Front	15X7	4-110	4+3	Matte Black Machined Lip	393-157110MBML4	300-208	C393AL
393 Lockout	Rear	15X8	4-110	4+4	Matte Black Machined Lip	393-158110MBML4	300-208	C393AL
545 Rocker	Front/Rear	14X7	4-110	4+3	Satin Black	545-147110SB44	300-208B	C545SB
545 Rocker	Front/Rear	14X7	4-110	4+3	Satin Gray w/Satin Black Lip	545-147110SGBL44	300-208	C545SB
545 Rocker	Front/Rear	15X7	4-110	4+3	Satin Black	545-157110SB44	300-208B	C545SB
545 Rocker	Front/Rear	15X7	4-110	4+3	Satin Gray w/Satin Black Lip	545-157110SGBL44	300-208	C545SB
547 Spirit	Front	12X7	4-110	4+3	Gloss Black Machined Face	547-127110GBMF4	300-208	C547A
547 Spirit	Rear	12X8	4-110	4+4	Gloss Black Machined Face	547-128110GBMF4	300-208	C547A
547 Spirit	Front	14X7	4-110	4+3	Gloss Black Machined Face	547-147110GBMF4	300-208	C547A
547 Spirit	Rear	14X8	4-110	4+4	Gloss Black Machined Face	547-148110GBMF4	300-208	C547A
548 Commander	Front	12X7	4-110	4+3	Matte Black Machined Face	548-127110MBMF4	300-208	C550MB
548 Commander	Rear	12X8	4-110	4+4	Matte Black Machined Face	548-128110MBMF4	300-208	C550MB
548 Commander	Front	14X7	4-110	4+3	Matte Black Machined Face	548-147110MBMF4	300-208	C550MB
548 Commander	Rear	14X8	4-110	4+4	Matte Black Machined Face	548-148110MBMF4	300-208	C550MB
550 Five-Fifty	Front	12x7	4-110	4+3	Matte Black	550-127110MB4	300-208	C550MB
550 Five-Fifty	Rear	12x8	4-110	4+4	Matte Black	550-128110MB4	300-208	C550MB
550 Five-Fifty	Front	14X7	4-110	4+3	Matte Black	550-147110MB4	300-208	C550MB
550 Five-Fifty	Rear	14X8	4-110	4+4	Matte Black	550-148110MB4	300-208	C550MB
551 Five-Fifty One	Front	12x7	4-110	4+3	Matte Black w/Red Ring	551-127110MBR4	300-208B	C550MB
551 Five-Fifty One	Rear	12X8	4-110	4+4	Matte Black w/Red Ring	551-127110MBR4	300-208B	C550MB
551 Five-Fifty One	Front	14x7	4-110	4+3	Matte Black w/Red Ring	551-147110MBR4	300-208B	C550MB
551 Five-Fifty One	Rear	14x8	4-110	4+4	Matte Black w/Red Ring	551-148110MBR4	300-208B	C550MB

2019 UTV APPLICATION GUIDE

This guide is for reference only and not a guaranteed fitment application.



HONDA BIG RED MUV 700 | 2009-2013
HONDA PIONEER 500/700 | 2014-2019

WHEEL STYLE	FRONT/REAR	SIZE	BOLT PATTERN	OFFSET	FINISH	PART #	LUG NUT	CENTER CAP
112 Assault	Front	12X7	4-110	4+3	Gunmetal Machined Face	112-127110GMMF4	300-207	C112GM-V
112 Assault	Rear	12X8	4-110	4+4	Gunmetal Machined Face	112-128110GMMF4	300-207	C112GM-V
112 Assault	Front	14X7	4-110	4+3	Gunmetal Machined Face	112-147110GMMF4	300-207	C112GM-V
112 Assault	Rear	14X8	4-110	4+4	Gunmetal Machined Face	112-148110GMMF4	300-207	C112GM-V
158 Buckshot	Front	12x7	4-110	4+3	Gloss Black Machined	158-127110BW4	300-207	C158A
158 Buckshot	Rear	12x8	4-110	4+4	Gloss Black Machined	158-128110BW4	300-207	C158A
356BL Manx 2	Front/Rear	14X7	4-110	4+3	Machined Face/Machined Ring	356BL147110ACMFM44	300-207	C356SB-110V
356BL Manx 2	Front/Rear	14X7	4-110	4+3	Satin Black w/Satin Black Ring	356BL147110SBBR44	300-207B	C356SB-110V
356BL Manx 2	Front/Rear	15X7	4-110	4+3	Machined Face/Machined Ring	356BL157110ACMFM44	300-207	C356SB-110V
356BL Manx 2	Front/Rear	15X7	4-110	4+3	Satin Black w/Satin Black Ring	356BL157110SBBR44	300-207B	C356SB-110V
393 Lockout	Front	12x7	4-110	4+3	Matte Black	393-127110MB4	300-207B	C393AL
393 Lockout	Rear	12X8	4-110	4+4	Matte Black	393-128110MB4	300-207B	C393AL
393 Lockout	Front	12X7	4-110	4+3	Matte Black Machined Lip	393-127110MBML4	300-207	C393AL
393 Lockout	Rear	12X8	4-110	4+4	Matte Black Machined Lip	393-128110MBML4	300-207	C393AL
393 Lockout	Front	14X7	4-110	4+3	Matte Black	393-147110MB4	300-207B	C393AL
393 Lockout	Rear	14X8	4-110	4+4	Matte Black	393-148110MB4	300-207B	C393AL
393 Lockout	Front	14X7	4-110	4+3	Matte Black Machined Lip	393-147110MBML4	300-207	C393AL
393 Lockout	Rear	14X8	4-110	4+4	Matte Black Machined Lip	393-148110MBML4	300-207	C393AL
393 Lockout	Front	15X7	4-110	4+3	Matte Black	393-157110MB4	300-207B	C393AL
393 Lockout	Rear	15X8	4-110	4+4	Matte Black	393-158110MB4	300-207B	C393AL
393 Lockout	Front	15X7	4-110	4+3	Matte Black Machined Lip	393-157110MBML4	300-207	C393AL
393 Lockout	Rear	15X8	4-110	4+4	Matte Black Machined Lip	393-158110MBML4	300-207	C393AL
545 Rocker	Front/Rear	14X7	4-110	4+3	Satin Black	545-147110SB44	300-207B	C545SB
545 Rocker	Front/Rear	14X7	4-110	4+3	Satin Gray w/Satin Black Lip	545-147110SGBL44	300-207	C545SB
545 Rocker	Front/Rear	15X7	4-110	4+3	Satin Black	545-157110SB44	300-207B	C545SB
545 Rocker	Front/Rear	15X7	4-110	4+3	Satin Gray w/Satin Black Lip	545-157110SGBL44	300-207	C545SB
547 Spirit	Front	12X7	4-110	4+3	Gloss Black Machined Face	547-127110GBMF4	300-207	C547A
547 Spirit	Rear	12X8	4-110	4+4	Gloss Black Machined Face	547-128110GBMF4	300-207	C547A
547 Spirit	Front	14X7	4-110	4+3	Gloss Black Machined Face	547-147110GBMF4	300-207	C547A
547 Spirit	Rear	14X8	4-110	4+4	Gloss Black Machined Face	547-148110GBMF4	300-207	C547A
548 Commander	Front	12X7	4-110	4+3	Matte Black Machined Face	548-127110MBMF4	300-207	C550MB
548 Commander	Rear	12X8	4-110	4+4	Matte Black Machined Face	548-128110MBMF4	300-207	C550MB
548 Commander	Front	14X7	4-110	4+3	Matte Black Machined Face	548-147110MBMF4	300-207	C550MB
548 Commander	Rear	14X8	4-110	4+4	Matte Black Machined Face	548-148110MBMF4	300-207	C550MB
550 Five-Fifty	Front	12x7	4-110	4+3	Matte Black	550-127110MB4	300-207	C550MB
550 Five-Fifty	Rear	12x8	4-110	4+4	Matte Black	550-128110MB4	300-207	C550MB
550 Five-Fifty	Front	14X7	4-110	4+3	Matte Black	550-147110MB4	300-207	C550MB
550 Five-Fifty	Rear	14X8	4-110	4+4	Matte Black	550-148110MB4	300-207	C550MB
551 Five-Fifty One	Front	12x7	4-110	4+3	Matte Black w/Red Ring	551-127110MBR4	300-207B	C550MB
551 Five-Fifty One	Rear	12X8	4-110	4+4	Matte Black w/Red Ring	551-127110MBR4	300-207B	C550MB
551 Five-Fifty One	Front	14x7	4-110	4+3	Matte Black w/Red Ring	551-147110MBR4	300-207B	C550MB
551 Five-Fifty One	Rear	14x8	4-110	4+4	Matte Black w/Red Ring	551-148110MBR4	300-207B	C550MB

2019 UTV APPLICATION GUIDE

This guide is for reference only and not a guaranteed fitment application.



HONDA PIONEER 1000 | 2016 -2019

WHEEL STYLE	FRONT/REAR	SIZE	BOLT PATTERN	OFFSET	FINISH	PART #	LUG NUT	CENTER CAP
112 Assault	Front	12X7	4-136	4+3	Gunmetal Machined Face	112-127136GMMF4	300-207	C112GM-V
112 Assault	Rear	12X8	4-136	4+4	Gunmetal Machined Face	112-128136GMMF4	300-207	C112GM-V
112 Assault	Front	14X7	4-136	4+3	Gunmetal Machined Face	112-147136GMMF4	300-207	C112GM-V
112 Assault	Rear	14X8	4-136	4+4	Gunmetal Machined Face	112-148136GMMF4	300-207	C112GM-V
356BL Manx 2	Front/Rear	14X7	4-136	4+3	Machined Face/Machined Ring	356BL147136ACMFMR44	300-207	C356SB-136V
356BL Manx 2	Front/Rear	14X7	4-136	4+3	Satin Black w/Satin Black Ring	356BL147136SBBR44	300-207B	C356SB-136V
356BL Manx 2	Front/Rear	15X7	4-136	4+3	Machined Face/Machined Ring	356BL157136ACMFMR44	300-207	C356SB-136V
356BL Manx 2	Front/Rear	15X7	4-136	4+3	Satin Black w/Satin Black Ring	356BL157136SBBR44	300-207B	C356SB-136V
158 Buckshot	Front	12X7	4-136	4+3	Gloss Black Machined	158-127136BW4	300-207	C158Z
158 Buckshot	Rear	12X8	4-136	4+4	Gloss Black Machined	158-128136BW4	300-207	C158Z
393 Lockout	Front	12X7	4-136	4+3	Matte Black	393-127136MB4	300-207	C393AL
393 Lockout	Rear	12X8	4-136	4+4	Matte Black	393-128136MB4	300-207	C393Z
393 Lockout	Front	12X7	4-136	4+3	Matte Black Machined Lip	393-127136MBML4	300-207	C393Z
393 Lockout	Rear	12X8	4-136	4+4	Matte Black Machined Lip	393-128136MBML4	300-207	C393Z
393 Lockout	Front	14X7	4-136	4+3	Matte Black	393-147136MB4	300-207	C393Z
393 Lockout	Rear	14X8	4-136	4+4	Matte Black	393-148136MB4	300-207	C393Z
393 Lockout	Front	14X7	4-136	4+3	Matte Black Machined Lip	393-1471136MBML4	300-207	C393Z
393 Lockout	Rear	14X8	4-136	4+4	Matte Black Machined Lip	393-148136MBML4	300-207	C393Z
393 Lockout	Front	15X7	4-136	4+3	Matte Black	393-157136MB4	300-207	C393Z
393 Lockout	Rear	15X8	4-136	4+4	Matte Black	393-158136MB4	300-207	C393Z
393 Lockout	Front	15X7	4-136	4+3	Matte Black Machined Lip	393-157136MBML4	300-207	C393Z
393 Lockout	Rear	15X8	4-136	4+4	Matte Black Machined Lip	393-158136MBML4	300-207	C393Z
545 Rocker	Front/Rear	14X7	4-136	4+3	Satin Black	545-147136SB44	300-207B	C545SB
545 Rocker	Front/Rear	14X7	4-136	4+3	Satin Gray w/Satin Black Lip	545-147136SGBL44	300-207	C545SB
545 Rocker	Front/Rear	14X7	4-136	5+2	Satin Black	545-147136SB54	300-207B	C545SB
545 Rocker	Front/Rear	14X7	4-136	5+2	Satin Gray w/Satin Black Lip	545-147136SGBL54	300-207	C545SB
545 Rocker	Front/Rear	15X7	4-136	4+3	Satin Black	545-157136SB44	300-207B	C545SB
545 Rocker	Front/Rear	15X7	4-136	4+3	Satin Gray w/Satin Black Lip	545-157136SGBL44	300-207	C545SB
548 Commander	Front	12X7	4-136	4+3	Matte Black Machined Face	548-127136MBMF4	300-207	C550MB
548 Commander	Rear	12X8	4-136	4+4	Matte Black Machined Face	548-128136MBMF4	300-207	C550MB
548 Commander	Front	14X7	4-136	4+3	Matte Black Machined Face	548-147136MBMF4	300-207	C550MB
548 Commander	Rear	14X8	4-136	4+4	Matte Black Machined Face	548-148136MBMF4	300-207	C550MB

KAWASAKI BRUTE FORCE 650I 4X4 | 2006-2019 • 750 4X4 | 2006-2019

WHEEL STYLES CONTINUED ON NEXT PAGE

WHEEL STYLE	FRONT/REAR	SIZE	BOLT PATTERN	OFFSET	FINISH	PART #	LUG NUT	CENTER CAP
112 Assault	Front	12X7	4-110	4+3	Gunmetal Machined Face	112-127110GMMF4	300-208	C112GM-V
112 Assault	Rear	12X8	4-110	4+4	Gunmetal Machined Face	112-128110GMMF4	300-208	C112GM-V
112 Assault	Front	14X7	4-110	4+3	Gunmetal Machined Face	112-147110GMMF4	300-208	C112GM-V
112 Assault	Rear	14X8	4-110	4+4	Gunmetal Machined Face	112-148110GMMF4	300-208	C112GM-V
158 Buckshot	Front	12X7	4-110	4+3	Gloss Black Machined	158-127110BW4	300-208	C158A
158 Buckshot	Rear	12X8	4-110	4+4	Gloss Black Machined	158-128110BW4	300-208	C158A
356BL Manx 2	Front/Rear	14X7	4-110	4+3	Machined Face/Machined Ring	356BL147110ACMFMR44	300-208	C356SB-110V

2019 UTV APPLICATION GUIDE


This guide is for reference only and not a guaranteed fitment application.

**545
ROCKER UTV**



SATIN BLACK GUNMETAL

**356
MANX 2 UTV BEADLOCK**



SATIN BLACK MACHINED

**GV8BL
INVADER BEADLOCK**



SATIN BLACK GUNMETAL MACHINE FACE

**GV8
INVADER**



GUNMETAL MACHINE FACE

**112
ASSAULT**



GUNMETAL MACHINED FACE

**551
FIVE-FIFTY ONE**



MATTE BLACK WIRED RING

**393
LOCKOUT**



MATTE BLACK MATTE BLACK MACHINE FACE

**550
FIVE-FIFTY**



MATTE BLACK

**548
COMMANDER**



MATTE BLACK MACHINED FACE

**547
SPIRIT**



GLOSS BLACK MACHINED FACE

KAWASAKI BRUTE FORCE 650I 4X4 | 2006-2019 • 750 4X4 | 2006-2019

CONTINUED FROM PREVIOUS PAGE

WHEEL STYLE	FRONT/REAR	SIZE	BOLT PATTERN	OFFSET	FINISH	PART #	LUG NUT	CENTER CAP
356BL Manx 2	Front/Rear	14X7	4-110	4+3	Satin Black w/Satin Black Ring	356BL147110SBBR44	300-208B	C356SB-110V
356BL Manx 2	Front/Rear	15X7	4-110	4+3	Machined Face/Machined Ring	356BL157110ACMFMR44	300-208	C356SB-110V
356BL Manx 2	Front/Rear	15X7	4-110	4+3	Satin Black w/Satin Black Ring	356BL157110SBBR44	300-208B	C356SB-110V
393 Lockout	Front	12X7	4-110	4+3	Matte Black	393-127110MB4	300-208B	C393AL
393 Lockout	Rear	12X8	4-110	4+4	Matte Black	393-128110MB4	300-208B	C393AL
393 Lockout	Front	12X7	4-110	4+3	Matte Black Machined Lip	393-127110MBML4	300-208	C393AL
393 Lockout	Rear	12X8	4-110	4+4	Matte Black Machined Lip	393-128110MBML4	300-208	C393AL
393 Lockout	Front	14X7	4-110	4+3	Matte Black Machined Lip	393-147110MBML4	300-208	C393AL
393 Lockout	Rear	14X8	4-110	4+4	Matte Black Machined Lip	393-148110MBML4	300-208	C393AL
393 Lockout	Front	15X7	4-110	4+3	Matte Black	393-157110MB4	300-208B	C393AL
393 Lockout	Rear	15X8	4-110	4+4	Matte Black	393-158110MB4	300-208B	C393AL
393 Lockout	Front	15X7	4-110	4+3	Matte Black Machined Lip	393-157110MBML4	300-208	C393AL
393 Lockout	Rear	15X8	4-110	4+4	Matte Black Machined Lip	393-158110MBML4	300-208	C393AL
545 Rocker	Front/Rear	14X7	4-110	4+3	Satin Black	545-147110SB44	300-207B	C545SB
545 Rocker	Front/Rear	14X7	4-110	4+3	Satin Gray w/Satin Black Lip	545-147110SGBL44	300-207	C545SB
545 Rocker	Front/Rear	15X7	4-110	4+3	Satin Black	545-157110SB44	300-207B	C545SB
545 Rocker	Front/Rear	15X7	4-110	4+3	Satin Gray w/Satin Black Lip	545-157110SGBL44	300-207	C545SB
547 Spirit	Front	12X7	4-110	4+3	Gloss Black Machined Face	547-127110GBMF4	300-208	C547A
547 Spirit	Rear	12X8	4-110	4+4	Gloss Black Machined Face	547-128110GBMF4	300-208	C547A
547 Spirit	Front	14X7	4-110	4+3	Gloss Black Machined Face	547-147110GBMF4	300-208	C547A
547 Spirit	Rear	14X8	4-110	4+4	Gloss Black Machined Face	547-148110GBMF4	300-208	C547A
548 Commander	Front	12X7	4-110	4+3	Matte Black Machined Face	548-127110MBMF4	300-208	C550MB
548 Commander	Rear	12X8	4-110	4+4	Matte Black Machined Face	548-128110MBMF4	300-208	C550MB
548 Commander	Front	14X7	4-110	4+3	Matte Black Machined Face	548-147110MBMF4	300-208	C550MB
548 Commander	Rear	14X8	4-110	4+4	Matte Black Machined Face	548-148110MBMF4	300-208	C550MB
550 Five-Fifty	Front	12x7	4-110	4+3	Matte Black	550-127110MB4	300-208	C550MB
550 Five-Fifty	Rear	12x8	4-110	4+4	Matte Black	550-128110MB4	300-208	C550MB
550 Five-Fifty	Front	14X7	4-110	4+3	Matte Black	550-147110MB4	300-208	C550MB
550 Five-Fifty	Rear	14X8	4-110	4+4	Matte Black	550-148110MB4	300-208	C550MB
551 Five-Fifty One	Front	12X7	4-110	4+3	Matte Black w/Red Ring	551-127110MBR4	300-208B	C550MB
551 Five-Fifty One	Rear	12X8	4-110	4+4	Matte Black w/Red Ring	551-127110MBR4	300-208B	C550MB
551 Five-Fifty One	Front	14X7	4-110	4+3	Matte Black w/Red Ring	551-147110MBR4	300-208B	C550MB
551 Five-Fifty One	Rear	14X8	4-110	4+4	Matte Black w/Red Ring	551-148110MBR4	300-208B	C550MB

KAWASAKI TERYX 750 | 2008-2019 • 4 | 2004-2019

WHEEL STYLES CONTINUED ON NEXT PAGE

WHEEL STYLE	FRONT/REAR	SIZE	BOLT PATTERN	OFFSET	FINISH	PART #	LUG NUT	CENTER CAP
112 Assault	Rear	12X8	4-136	4+4	Gunmetal Machined Face	112-128136GMMF4	300-206	C112GM-V
112 Assault	Rear	14X8	4-136	4+4	Gunmetal Machined Face	112-148136GMMF4	300-206	C112GM-V
356BL Manx 2	Front/Rear	14X7	4-136	4+3	Machined Face/Machined Ring	356BL147136ACMFMR44	300-206	C356SB-136V
356BL Manx 2	Front/Rear	14X7	4-136	4+3	Satin Black w/Satin Black Ring	356BL147136SBBR44	300-206B	C356SB-136V
356BL Manx 2	Front/Rear	15X7	4-136	4+3	Machined Face/Machined Ring	356BL157136ACMFMR44	300-206	C356SB-136V
356BL Manx 2	Front/Rear	15X7	4-136	4+3	Satin Black w/Satin Black Ring	356BL157136SBBR44	300-206B	C356SB-136V

2019 UTV APPLICATION GUIDE

This guide is for reference only and not a guaranteed fitment application.



KAWASAKI TERYX 750 | 2008-2019 • 4 | 2004-2019

CONTINUED FROM PREVIOUS PAGE

WHEEL STYLE	FRONT/REAR	SIZE	BOLT PATTERN	OFFSET	FINISH	PART #	LUG NUT	CENTER CAP
158 Buckshot	Front	12X7	4-136	4+3	Gloss Black Machined	158-127136BW4	300-206	C158Z
158 Buckshot	Rear	12X8	4-136	4+4	Gloss Black Machined	158-128136BW4	300-206	C158Z
393 Lockout	Front	12X7	4-136	4+3	Matte Black	393-127136MB4	300-206B	C393AL
393 Lockout	Rear	12X8	4-136	4+4	Matte Black	393-128136MB4	300-206B	C393Z
393 Lockout	Front	12X7	4-136	4+3	Matte Black Machined Lip	393-127136MBML4	300-206	C393Z
393 Lockout	Rear	12X8	4-136	4+4	Matte Black Machined Lip	393-128136MBML4	300-206	C393Z
393 Lockout	Front	14X7	4-136	4+3	Matte Black	393-147136MB4	300-206B	C393Z
393 Lockout	Rear	14X8	4-136	4+4	Matte Black	393-148136MB4	300-206B	C393Z
393 Lockout	Front	14X7	4-136	4+3	Matte Black Machined Lip	393-1471136MBML4	300-206	C393Z
393 Lockout	Rear	15X8	4-136	4+4	Matte Black	393-158136MB4	300-206B	C393Z
393 Lockout	Rear	15X8	4-136	4+4	Matte Black Machined Lip	393-158136MBML4	300-206	C393Z
545 Rocker	Front/Rear	14X7	4-136	4+3	Satin Black	545-147136SB44	300-206B	C545SB
545 Rocker	Front/Rear	14X7	4-136	4+3	Satin Gray w/Satin Black Lip	545-147136SGBL44	300-206	C545SB
545 Rocker	Front/Rear	14X7	4-136	5+2	Satin Black	545-147136SB54	300-206B	C545SB
545 Rocker	Front/Rear	14X7	4-136	5+2	Satin Gray w/Satin Black Lip	545-147136SGBL54	300-206	C545SB
545 Rocker	Front/Rear	15X7	4-136	4+3	Satin Black	545-157136SB44	300-206B	C545SB
545 Rocker	Front/Rear	15X7	4-136	4+3	Satin Gray w/Satin Black Lip	545-157136SGBL44	300-206	C545SB
548 Commander	Rear	12X8	4-136	4+4	Matte Black Machined Face	548-128136MBMF4	300-206	C550MB
548 Commander	Rear	14X8	4-136	4+4	Matte Black Machined Face	548-148136MBMF4	300-206	C550MB

KAWASAKI MULE 2500/3000/4000 SERIES ALL YEARS 26" TALL TIRES WILL REQUIRE 2" LIFT KIT

WHEEL STYLES CONTINUED ON NEXT PAGE

WHEEL STYLE	FRONT/REAR	SIZE	BOLT PATTERN	OFFSET	FINISH	PART #	LUG NUT	CENTER CAP
112 Assault	Front	12X7	4-136	4+3	Gunmetal Machined Face	112-127136GMMF4	300-206	C112GM-V
112 Assault	Rear	12X8	4-136	4+4	Gunmetal Machined Face	112-128136GMMF4	300-206	C112GM-V
112 Assault	Front	14X7	4-136	4+3	Gunmetal Machined Face	112-147136GMMF4	300-206	C112GM-V
112 Assault	Rear	14X8	4-136	4+4	Gunmetal Machined Face	112-148136GMMF4	300-206	C112GM-V
356BL Manx 2	Front/Rear	14X7	4-136	4+3	Machined Face/Machined Ring	356BL147136ACFMFR44	300-206	C356SB-136V
356BL Manx 2	Front/Rear	14X7	4-136	4+3	Satin Black w/Satin Black Ring	356BL147136SBBR44	300-206B	C356SB-136V
356BL Manx 2	Front/Rear	15X7	4-136	4+3	Machined Face/Machined Ring	356BL157136ACFMFR44	300-206	C356SB-136V
356BL Manx 2	Front/Rear	15X7	4-136	4+3	Satin Black w/Satin Black Ring	356BL157136SBBR44	300-206B	C356SB-136V
158 Buckshot	Front	12X7	4-136	4+3	Gloss Black Machined	158-127136BW4	300-206	C158Z
158 Buckshot	Rear	12X8	4-136	4+4	Gloss Black Machined	158-128136BW4	300-206	C158Z
393 Lockout	Front	12X7	4-136	4+3	Matte Black	393-127136MB4	300-206B	C393AL
393 Lockout	Rear	12X8	4-136	4+4	Matte Black	393-128136MB4	300-206B	C393Z
393 Lockout	Front	12X7	4-136	4+3	Matte Black Machined Lip	393-127136MBML4	300-206	C393Z
393 Lockout	Rear	12X8	4-136	4+4	Matte Black Machined Lip	393-128136MBML4	300-206	C393Z
393 Lockout	Front	14X7	4-136	4+3	Matte Black	393-147136MB4	300-206B	C393Z
393 Lockout	Rear	14X8	4-136	4+4	Matte Black	393-148136MB4	300-206B	C393Z
393 Lockout	Front	14X7	4-136	4+3	Matte Black Machined Lip	393-1471136MBML4	300-206	C393Z
393 Lockout	Rear	14X8	4-136	4+4	Matte Black Machined Lip	393-148136MBML4	300-206	C393Z
393 Lockout	Front	15X7	4-136	4+3	Matte Black	393-157136MB4	300-206B	C393Z

2019 UTV APPLICATION GUIDE

This guide is for reference only and not a guaranteed fitment application.

**545
ROCKER UTV**



SATIN BLACK GUNMETAL

**356
MANX 2 UTV BEADLOCK**



SATIN BLACK MACHINED

**GV8BL
INVADER BEADLOCK**



SATIN BLACK GUNMETAL MACHINE FACE

**GV8
INVADER**



GUNMETAL MACHINE FACE

**112
ASSAULT**



GUNMETAL MACHINED FACE

**551
FIVE-FIFTY ONE**



MATTE BLACK WIRED RING

**393
LOCKOUT**



MATTE BLACK MATTE BLACK MACHINE FACE

**550
FIVE-FIFTY**



MATTE BLACK

**548
COMMANDER**



MATTE BLACK MACHINED FACE

**547
SPIRIT**



GLOSS BLACK MACHINED FACE

KAWASAKI MULE 2500/3000/4000 SERIES ALL YEARS 26" TALL TIRES WILL REQUIRE 2" LIFT KIT

CONTINUED FROM PREVIOUS PAGE

WHEEL STYLE	FRONT/REAR	SIZE	BOLT PATTERN	OFFSET	FINISH	PART #	LUG NUT	CENTER CAP
393 Lockout	Rear	15X8	4-136	4+4	Matte Black	393-158136MB4	300-206B	C393Z
393 Lockout	Front	15X7	4-136	4+3	Matte Black Machined Lip	393-157136MBML4	300-206	C393Z
393 Lockout	Rear	15X8	4-136	4+4	Matte Black Machined Lip	393-158136MBML4	300-206	C393Z
545 Rocker	Front/Rear	14X7	4-136	4+3	Satin Black	545-147136SB44	300-206B	C545SB
545 Rocker	Front/Rear	14X7	4-136	4+3	Satin Gray w/Satin Black Lip	545-147136SGBL44	300-206	C545SB
545 Rocker	Front/Rear	14X7	4-136	5+2	Satin Black	545-147136SB54	300-206B	C545SB
545 Rocker	Front/Rear	14X7	4-136	5+2	Satin Gray w/Satin Black Lip	545-147136SGBL54	300-206	C545SB
545 Rocker	Front/Rear	15X7	4-136	4+3	Satin Black	545-157136SB44	300-206B	C545SB
545 Rocker	Front/Rear	15X7	4-136	4+3	Satin Gray w/Satin Black Lip	545-157136SGBL44	300-206	C545SB
548 Commander	Front	12X7	4-136	4+3	Matte Black Machined Face	548-127136MBMF4	300-206	C550MB
548 Commander	Rear	12X8	4-136	4+4	Matte Black Machined Face	548-128136MBMF4	300-206	C550MB
548 Commander	Front	14X7	4-136	4+3	Matte Black Machined Face	548-147136MBMF4	300-206	C550MB
548 Commander	Rear	14X8	4-136	4+4	Matte Black Machined Face	548-148136MBMF4	300-206	C550MB

KAWASAKI MULE 550/600/610 ALL YEARS

WHEEL STYLE	FRONT/REAR	SIZE	BOLT PATTERN	OFFSET	FINISH	PART #	LUG NUT	CENTER CAP
112 Assault	Rear	12X8	4-136	4+4	Gunmetal Machined Face	112-128136GMMF4	300-206	C112GM-V
112 Assault	Front	14X7	4-136	4+3	Gunmetal Machined Face	112-147136GMMF4	300-206	C112GM-V
112 Assault	Rear	14X8	4-136	4+4	Gunmetal Machined Face	112-148136GMMF4	300-206	C112GM-V
356BL Manx 2	Front/Rear	14X7	4-136	4+3	Machined Face/Machined Ring	356BL147136ACMFMR44	300-206	C356SB-136V
356BL Manx 2	Front/Rear	14X7	4-136	4+3	Satin Black w/Satin Black Ring	356BL147136SBBR44	300-206B	C356SB-136V
356BL Manx 2	Front/Rear	15X7	4-136	4+3	Machined Face/Machined Ring	356BL157136ACMFMR44	300-206	C356SB-136V
356BL Manx 2	Front/Rear	15X7	4-136	4+3	Satin Black w/Satin Black Ring	356BL157136SBBR44	300-206B	C356SB-136V
158 Buckshot	Front	12X7	4-136	4+4	Gloss Black Machined	158-127136BW4	300-206	C158Z
158 Buckshot	Rear	12x8	4-136	4+4	Gloss Black Machined	158-128136BW4	300-206	C158Z
393 Lockout	Rear	12X8	4-136	4+4	Matte Black	393-128136MB4	300-206B	C393Z
393 Lockout	Rear	12X8	4-136	4+4	Matte Black Machined Lip	393-128136MBML4	300-206	C393Z
545 Rocker	Front/Rear	14X7	4-136	4+3	Satin Black	545-147136SB44	300-206B	C545SB
545 Rocker	Front/Rear	14X7	4-136	4+3	Satin Gray w/Satin Black Lip	545-147136SGBL44	300-206	C545SB
545 Rocker	Front/Rear	14X7	4-136	5+2	Satin Black	545-147136SB54	300-206B	C545SB
545 Rocker	Front/Rear	14X7	4-136	5+2	Satin Gray w/Satin Black Lip	545-147136SGBL54	300-206	C545SB
545 Rocker	Front/Rear	15X7	4-136	4+3	Satin Black	545-157136SB44	300-206B	C545SB
545 Rocker	Front/Rear	15X7	4-136	4+3	Satin Gray w/Satin Black Lip	545-157136SGBL44	300-206	C545SB
548 Commander	Rear	12X8	4-136	4+4	Matte Black Machined Face	548-128136MBMF4	300-206	C550MB
548 Commander	Rear	14X8	4-136	4+4	Matte Black Machined Face	548-148136MBMF4	300-206	C550MB

2019 UTV APPLICATION GUIDE

This guide is for reference only and not a guaranteed fitment application.

**545
ROCKER UTV**



SATIN BLACK GUNMETAL

**356
MANX 2 UTV BEADLOCK**



SATIN BLACK MACHINED

**GV8BL
INVADER BEADLOCK**



SATIN BLACK GUNMETAL MACHINE FACE

**GV8
INVADER**



GUNMETAL MACHINE FACE

**112
ASSAULT**



GUNMETAL MACHINED FACE

**551
FIVE-FIFTY ONE**



MATTE BLACK WIRED RING

**393
LOCKOUT**



MATTE BLACK MATTE BLACK MACHINE FACE

**550
FIVE-FIFTY**



MATTE BLACK

**548
COMMANDER**



MATTE BLACK MACHINED FACE

**547
SPIRIT**



GLOSS BLACK MACHINED FACE

KAWASAKI MULE PRO-FXT 2016-2019

WHEEL STYLE	FRONT/REAR	SIZE	BOLT PATTERN	OFFSET	FINISH	PART #	LUG NUT	CENTER CAP
112 Assault	Front	12X7	4-156	4+3	Gunmetal Machined Face	112-127156GMMF4	300-206	C112GM-V
112 Assault	Rear	12X8	4-156	4+4	Gunmetal Machined Face	112-128156GMMF4	300-206	C112GM-V
112 Assault	Front	14X7	4-156	4+3	Gunmetal Machined Face	112-147156GMMF4	300-206	C112GM-V
112 Assault	Rear	14X8	4-156	4+4	Gunmetal Machined Face	112-148156GMMF4	300-206	C112GM-V
158 Buckshot	Front	12X7	4-156	4+3	Gloss Black Machined	158-127156BW4	300-206	C158Z
158 Buckshot	Rear	12X8	4-156	4+4	Gloss Black Machined	158-128156BW4	300-206	C158Z
356BL Manx 2	Front/Rear	14X7	4-156	4+3	Machined Face/Machined Ring	356BL147156ACMFMR44	300-206	C356SB-156V
356BL Manx 2	Front/Rear	14X7	4-156	4+3	Satin Black w/Satin Black Ring	356BL147156SBBR44	300-206B	C356SB-156V
356BL Manx 2	Front/Rear	15X7	4-156	4+3	Machined Face/Machined Ring	356BL157156ACMFMR44	300-206	C356SB-156V
356BL Manx 2	Front/Rear	15X7	4-156	4+3	Satin Black w/Satin Black Ring	356BL157156SBBR44	300-206B	C356SB-156V
393 Lockout	Front	12X7	4-156	4+3	Matte Black	393-127156MB4	300-206B	C393Z
393 Lockout	Rear	12X8	4-156	4+4	Matte Black	393-128156MB4	300-206B	C393Z
393 Lockout	Front	12X7	4-156	4+3	Matte Black Machined Lip	393-127156MBML4	300-206	C393Z
393 Lockout	Rear	12X8	4-156	4+4	Matte Black Machined Lip	393-128156MBML4	300-206	C393Z
393 Lockout	Front	14X7	4-156	4+3	Matte Black	393-147156MB4	300-206B	C393Z
393 Lockout	Rear	14X8	4-156	4+4	Matte Black	393-148156MB4	300-206B	C393Z
393 Lockout	Front	14X7	4-156	4+3	Matte Black Machined Lip	393-147156MBML4	300-206	C393Z
393 Lockout	Rear	14X8	4-156	4+4	Matte Black Machined Lip	393-148156MBML4	300-206	C393Z
393 Lockout	Front	15X7	4-156	4+3	Matte Black	393-157156MB4	300-206B	C393Z
393 Lockout	Rear	15X8	4-156	4+4	Matte Black	393-158156MB4	300-206B	C393Z
393 Lockout	Front	15X7	4-156	4+3	Matte Black Machined Lip	393-157156MBML4	300-206	C393Z
393 Lockout	Rear	15X8	4-156	4+4	Matte Black Machined Lip	393-158156MBML4	300-206	C393Z
545 Rocker	Front/Rear	14X7	4-156	4+3	Satin Black	545-147156SB44	300-206B	C545SB
545 Rocker	Front/Rear	14X7	4-156	4+3	Satin Gray w/Satin Black Lip	545-147156SGBL44	300-206	C545SB
545 Rocker	Front/Rear	15X7	4-156	4+3	Satin Black	545-157156SB44	300-206B	C545SB
545 Rocker	Front/Rear	15X7	4-156	4+3	Satin Gray w/Satin Black Lip	545-157156SGBL44	300-206	C545SB
547 Spirit	Front	12X7	4-156	4+3	Gloss Black Machined Face	547-127156GBMF4	300-206	C547Z
547 Spirit	Rear	12X8	4-156	4+4	Gloss Black Machined Face	547-128156GBMF4	300-206	C547Z
547 Spirit	Front	14X7	4-156	4+3	Gloss Black Machined Face	547-147156GBMF4	300-206	C547Z
547 Spirit	Rear	14X8	4-156	4+4	Gloss Black Machined Face	547-148156GBMF4	300-206	C547Z
548 Commander	Front	12X7	4-156	4+3	Matte Black Machined Face	548-127156MBMF4	300-206	C550MB
548 Commander	Rear	12X8	4-156	4+4	Matte Black Machined Face	548-128156MBMF4	300-206	C550MB
548 Commander	Front	14X7	4-156	4+3	Matte Black Machined Face	548-147156MBMF4	300-206	C550MB
548 Commander	Rear	14X8	4-156	4+4	Matte Black Machined Face	548-148156MBMF4	300-206	C550MB
550 Five-Fifty	Front	12X7	4-156	4+3	Matte Black	550-127156MB4	300-206	C550MB
550 Five-Fifty	Rear	12X8	4-156	4+4	Matte Black	550-128156MB4	300-206	C550MB
550 Five-Fifty	Front	14X7	4-156	4+3	Matte Black	550-147156MB4	300-206	C550MB
550 Five-Fifty	Rear	14X8	4-156	4+4	Matte Black	550-148156MB4	300-206	C550MB
551 Five-Fifty One	Front	12X7	4-156	4+3	Matte Black w/Red Ring	551-127156MBR4	300-206B	C550MB
551 Five-Fifty One	Rear	12X8	4-156	4+4	Matte Black w/Red Ring	551-128156MBR4	300-206B	C550MB
551 Five-Fifty One	Front	14X7	4-156	4+3	Matte Black w/Red Ring	551-147156MBR4	300-206B	C550MB
551 Five-Fifty One	Rear	14X8	4-156	4+4	Matte Black w/Red Ring	551-148156MBR4	300-206B	C550MB

2019 UTV APPLICATION GUIDE

This guide is for reference only and not a guaranteed fitment application.



POLARIS SPORTSMAN 335 | 1999-2006 • 400/450 | 2001-2011 • 500/550 | 1996-2004 • 600 | 2003-2008 • 700 | 2002-2013 • 800/850 | 2005-2014
POLARIS MAGNUM 500 | 2002-2006
POLARIS RANGER XP 4X4 | 2003-2018 - RANGER 900 XP NOT INCLUDED • EV LSV | 2014 -2017

WHEEL STYLE	FRONT/REAR	SIZE	BOLT PATTERN	OFFSET	FINISH	PART #	LUG NUT	CENTER CAP
112 Assault	Front	12X7	4-156	4+3	Gunmetal Machined Face	112-127156GMMF4	300-201	C112GM-V
112 Assault	Rear	12X8	4-156	4+4	Gunmetal Machined Face	112-128156GMMF4	300-201	C112GM-V
112 Assault	Front	14X7	4-156	4+3	Gunmetal Machined Face	112-147156GMMF4	300-201	C112GM-V
112 Assault	Rear	14X8	4-156	4+4	Gunmetal Machined Face	112-148156GMMF4	300-201	C112GM-V
158 Buckshot	Front	12X7	4-156	4+3	Gloss Black Machined	158-127156BW4	300-201	C158Z
158 Buckshot	Rear	12X8	4-156	4+4	Gloss Black Machined	158-128156BW4	300-201	C158Z
356BL Manx 2	Front/Rear	14X7	4-156	4+3	Machined Face/Machined Ring	356BL147156ACMFMR44	300-201	C356SB-156V
356BL Manx 2	Front/Rear	14X7	4-156	4+3	Satin Black w/Satin Black Ring	356BL147156SBBR44	300-201B	C356SB-156V
356BL Manx 2	Front/Rear	15X7	4-156	4+3	Machined Face/Machined Ring	356BL157156ACMFMR44	300-201	C356SB-156V
356BL Manx 2	Front/Rear	15X7	4-156	4+3	Satin Black w/Satin Black Ring	356BL157156SBBR44	300-201B	C356SB-156V
393 Lockout	Front	12X7	4-156	4+3	Matte Black	393-127156MB4	300-201B	C393Z
393 Lockout	Rear	12X8	4-156	4+4	Matte Black	393-128156MB4	300-201B	C393Z
393 Lockout	Front	12X7	4-156	4+3	Matte Black Machined Lip	393-127156MBML4	300-201	C393Z
393 Lockout	Rear	12X8	4-156	4+4	Matte Black Machined Lip	393-128156MBML4	300-201	C393Z
393 Lockout	Front	14X7	4-156	4+3	Matte Black	393-147156MB4	300-201B	C393Z
393 Lockout	Rear	14X8	4-156	4+4	Matte Black	393-148156MB4	300-201B	C393Z
393 Lockout	Front	14X7	4-156	4+3	Matte Black Machined Lip	393-147156MBML4	300-201	C393Z
393 Lockout	Rear	14X8	4-156	4+4	Matte Black Machined Lip	393-148156MBML4	300-201	C393Z
393 Lockout	Front	15X7	4-156	4+3	Matte Black	393-157156MB4	300-201B	C393Z
393 Lockout	Rear	15X8	4-156	4+4	Matte Black	393-158156MB4	300-201B	C393Z
393 Lockout	Front	15X7	4-156	4+3	Matte Black Machined Lip	393-157156MBML4	300-201	C393Z
393 Lockout	Rear	15X8	4-156	4+4	Matte Black Machined Lip	393-158156MBML4	300-201	C393Z
545 Rocker	Front/Rear	14X7	4-156	4+3	Satin Black	545-147156SB44	300-201B	C545SB
545 Rocker	Front/Rear	14X7	4-156	4+3	Satin Gray w/Satin Black Lip	545-147156SGBL44	300-201	C545SB
545 Rocker	Front/Rear	15X7	4-156	4+3	Satin Black	545-157156SB44	300-201B	C545SB
545 Rocker	Front/Rear	15X7	4-156	4+3	Satin Gray w/Satin Black Lip	545-157156SGBL44	300-201	C545SB
547 Spirit	Front	12X7	4-156	4+3	Gloss Black Machined Face	547-127156GBMF4	300-201	C547Z
547 Spirit	Rear	12X8	4-156	4+4	Gloss Black Machined Face	547-128156GBMF4	300-201	C547Z
547 Spirit	Front	14X7	4-156	4+3	Gloss Black Machined Face	547-147156GBMF4	300-201	C547Z
547 Spirit	Rear	14X8	4-156	4+4	Gloss Black Machined Face	547-148156GBMF4	300-201	C547Z
548 Commander	Front	12X7	4-156	4+3	Matte Black Machined Face	548-127156MBMF4	300-201	C550MB
548 Commander	Rear	12X8	4-156	4+4	Matte Black Machined Face	548-128156MBMF4	300-201	C550MB
548 Commander	Front	14X7	4-156	4+3	Matte Black Machined Face	548-147156MBMF4	300-201	C550MB
548 Commander	Rear	14X8	4-156	4+4	Matte Black Machined Face	548-148156MBMF4	300-201	C550MB
550 Five-Fifty	Front	12X7	4-156	4+3	Matte Black	550-127156MB4	300-201	C550MB
550 Five-Fifty	Rear	12X8	4-156	4+4	Matte Black	550-128156MB4	300-201	C550MB
550 Five-Fifty	Front	14X7	4-156	4+3	Matte Black	550-147156MB4	300-201	C550MB
550 Five-Fifty	Rear	14X8	4-156	4+4	Matte Black	550-148156MB4	300-201	C550MB
551 Five-Fifty One	Front	12X7	4-156	4+3	Matte Black w/Red Ring	551-127156MBR4	300-201B	C550MB
551 Five-Fifty One	Rear	12X8	4-156	4+4	Matte Black w/Red Ring	551-128156MBR4	300-201B	C550MB
551 Five-Fifty One	Front	14X7	4-156	4+3	Matte Black w/Red Ring	551-147156MBR4	300-201B	C550MB

2019 UTV APPLICATION GUIDE

This guide is for reference only and not a guaranteed fitment application.

**545
ROCKER UTV**



SATIN BLACK GUNMETAL

**356
MANX 2 UTV BEADLOCK**



SATIN BLACK MACHINED

**GV8BL
INVADER BEADLOCK**



SATIN BLACK GUNMETAL MACHINE FACE

**GV8
INVADER**



GUNMETAL MACHINE FACE

**112
ASSAULT**



GUNMETAL MACHINED FACE

**551
FIVE-FIFTY ONE**



MATTE BLACK WIRED RING

**393
LOCKOUT**



MATTE BLACK MATTE BLACK MACHINE FACE

**550
FIVE-FIFTY**



MATTE BLACK

**548
COMMANDER**



MATTE BLACK MACHINED FACE

**547
SPIRIT**



GLOSS BLACK MACHINED FACE

POLARIS SPORTSMAN 550/570/700/800/850/1000 | 2009-2019
POLARIS SPORTSMAN TOURING 500/550/800/1000 | 2009-2019
POLARIS SCRAMBLER 2014-2019

WHEEL STYLE	FRONT/REAR	SIZE	BOLT PATTERN	OFFSET	FINISH	PART #	LUG NUT	CENTER CAP
112 Assault	Front	12X7	4-156	4+3	Gunmetal Machined Face	112-127156GMMF4	300-208	C112GM-V
112 Assault	Rear	12X8	4-156	4+4	Gunmetal Machined Face	112-128156GMMF4	300-208	C112GM-V
112 Assault	Front	14X7	4-156	4+3	Gunmetal Machined Face	112-147156GMMF4	300-208	C112GM-V
112 Assault	Rear	14X8	4-156	4+4	Gunmetal Machined Face	112-148156GMMF4	300-208	C112GM-V
356BL Manx 2	Front/Rear	14X7	4-156	4+3	Machined Face/Machined Ring	356BL147156ACFMFR44	300-208	C356SB-156V
356BL Manx 2	Front/Rear	14X7	4-156	4+3	Satin Black w/Satin Black Ring	356BL147156SBBR44	300-208B	C356SB-156V
356BL Manx 2	Front/Rear	15X7	4-156	4+3	Machined Face/Machined Ring	356BL157156ACFMFR44	300-208	C356SB-156V
356BL Manx 2	Front/Rear	15X7	4-156	4+3	Satin Black w/Satin Black Ring	356BL157156SBBR44	300-208B	C356SB-156V
393 Lockout	Front	14X7	4-156	4+3	Matte Black	393-147156MB4	300-208B	C393Z
393 Lockout	Rear	14X8	4-156	4+4	Matte Black	393-148156MB4	300-208B	C393Z
393 Lockout	Front	14X7	4-156	4+3	Matte Black Machined Lip	393-147156MBML4	300-208	C393Z
393 Lockout	Rear	14X8	4-156	4+4	Matte Black Machined Lip	393-148156MBML4	300-208	C393Z
393 Lockout	Front	15X7	4-156	4+3	Matte Black	393-157156MB4	300-208B	C393Z
393 Lockout	Rear	15X8	4-156	4+4	Matte Black	393-158156MB4	300-208B	C393Z
393 Lockout	Front	15X7	4-156	4+3	Matte Black Machined Lip	393-157156MBML4	300-208	C393Z
393 Lockout	Rear	15X8	4-156	4+3	Matte Black Machined Lip	393-158156MBML4	300-208	C393Z
545 Rocker	Front/Rear	14X7	4-156	4+3	Satin Black	545-147156SB44	300-208B	C545SB
545 Rocker	Front/Rear	14X7	4-156	4+3	Satin Gray w/Satin Black Lip	545-147156SGBL44	300-208	C545SB
545 Rocker	Front/Rear	15X7	4-156	4+3	Satin Black	545-157156SB44	300-208B	C545SB
545 Rocker	Front/Rear	15X7	4-156	4+3	Satin Gray w/Satin Black Lip	545-157156SGBL44	300-208	C545SB
547 Spirit	Front	12X7	4-156	4+3	Gloss Black Machined Face	547-127156GBMF4	300-208	C547Z
547 Spirit	Rear	12X8	4-156	4+4	Gloss Black Machined Face	547-128156GBMF4	300-208	C547Z
547 Spirit	Front	14X7	4-156	4+3	Gloss Black Machined Face	547-147156GBMF4	300-208	C547Z
547 Spirit	Rear	14X8	4-156	4+4	Gloss Black Machined Face	547-148156GBMF4	300-208	C547Z
548 Commander	Front	12X7	4-156	4+3	Matte Black Machined Face	548-127156MBMF4	300-208	C550MB
548 Commander	Rear	12X8	4-156	4+4	Matte Black Machined Face	548-128156MBMF4	300-208	C550MB
548 Commander	Front	14X7	4-156	4+3	Matte Black Machined Face	548-147156MBMF4	300-208	C550MB
548 Commander	Rear	14X8	4-156	4+4	Matte Black Machined Face	548-148156MBMF4	300-208	C550MB
550 Five-Fifty	Front	14x7	4-156	4+3	Matte Black	550-147156MB4	300-208	C550MB
550 Five-Fifty	Rear	14x8	4-156	4+4	Matte Black	550-148156MB4	300-208	C550MB
551 Five-Fifty One	Front	14X7	4-156	4+3	Matte Black w/Red Ring	551-147156MBR4	300-208B	C550MB
551 Five-Fifty One	Rear	14X8	4-156	4+4	Matte Black w/Red Ring	551-148156MBR4	300-208B	C550MB

POLARIS XP 900/1000 | 2014-2019
POLARIS GENERAL 2017-2019

WHEEL STYLES CONTINUED ON NEXT PAGE

WHEEL STYLE	FRONT/REAR	SIZE	BOLT PATTERN	OFFSET	FINISH	PART #	LUG NUT	CENTER CAP
112 Assault	Front	12X7	4-156	4+3	Gunmetal Machined Face	112-127156GMMF4	300-207	C112GM-V
112 Assault	Rear	12X8	4-156	4+4	Gunmetal Machined Face	112-128156GMMF4	300-207	C112GM-V
112 Assault	Front	14X7	4-156	4+3	Gunmetal Machined Face	112-147156GMMF4	300-207	C112GM-V
112 Assault	Rear	14X8	4-156	4+4	Gunmetal Machined Face	112-148156GMMF4	300-207	C112GM-V

2019 UTV APPLICATION GUIDE

This guide is for reference only and not a guaranteed fitment application.



POLARIS XP 900/1000 | 2014-2019
POLARIS GENERAL 2017-2019

CONTINUED FROM PREVIOUS PAGE

WHEEL STYLE	FRONT/REAR	SIZE	BOLT PATTERN	OFFSET	FINISH	PART #	LUG NUT	CENTER CAP
158 Buckshot	Front	12X7	4-156	4+3	Gloss Black Machined	158-127156BW4	300-207	C158Z
158 Buckshot	Rear	12X8	4-156	4+4	Gloss Black Machined	158-128156BW4	300-207	C158Z
356BL Manx 2	Front/Rear	14X7	4-156	4+3	Machined Face/Machined Ring	356BL147156ACMFMR44	300-207	C356SB-156V
356BL Manx 2	Front/Rear	14X7	4-156	4+3	Satin Black w/Satin Black Ring	356BL147156SBBR44	300-207	C356SB-156V
356BL Manx 2	Front/Rear	15X7	4-156	4+3	Machined Face/Machined Ring	356BL157156ACMFMR44	300-207	C356SB-156V
356BL Manx 2	Front/Rear	15X7	4-156	4+3	Satin Black w/Satin Black Ring	356BL157156SBBR44	300-207	C356SB-156V
393 Lockout	Front	12X7	4-156	4+3	Matte Black	393-127156MB4	300-207	C393Z
393 Lockout	Rear	12X8	4-156	4+4	Matte Black	393-128156MB4	300-207	C393Z
393 Lockout	Front	12X7	4-156	4+3	Matte Black Machined Lip	393-127156MBML4	300-207	C393Z
393 Lockout	Rear	12X8	4-156	4+4	Matte Black Machined Lip	393-128156MBML4	300-207	C393Z
393 Lockout	Front	14X7	4-156	4+3	Matte Black	393-147156MB4	300-207	C393Z
393 Lockout	Rear	14X8	4-156	4+4	Matte Black	393-148156MB4	300-207	C393Z
393 Lockout	Front	14X7	4-156	4+3	Matte Black Machined Lip	393-147156MBML4	300-207	C393Z
393 Lockout	Rear	14X8	4-156	4+4	Matte Black Machined Lip	393-148156MBML4	300-207	C393Z
393 Lockout	Front	15X7	4-156	4+3	Matte Black	393-157156MB4	300-207	C393Z
393 Lockout	Rear	15X8	4-156	4+4	Matte Black Machined Lip	393-158156MBML4	300-207	C393Z
545 Rocker	Front/Rear	14X7	4-156	4+3	Satin Black	545-147156SB44	300-207	C545SB
545 Rocker	Front/Rear	14X7	4-156	4+3	Satin Gray w/Satin Black Lip	545-147156SGBL44	300-207	C545SB
545 Rocker	Front/Rear	14X7	4-156	5+2	Satin Black	545-147156SB54	300-207	C545SB
545 Rocker	Front/Rear	14X7	4-156	5+2	Satin Gray w/Satin Black Lip	545-147156SGBL54	300-207	C545SB
545 Rocker	Front/Rear	15X7	4-156	4+3	Satin Black	545-157156SB44	300-207	C545SB
545 Rocker	Front/Rear	15X7	4-156	4+3	Satin Gray w/Satin Black Lip	545-157156SGBL44	300-207	C545SB
547 Spirit	Front	12X7	4-156	4+3	Gloss Black Machined Face	547-127156GBMF4	300-207	C547Z
547 Spirit	Rear	12X8	4-156	4+4	Gloss Black Machined Face	547-128156GBMF4	300-207	C547Z
547 Spirit	Front	14X7	4-156	4+3	Gloss Black Machined Face	547-147156GBMF4	300-207	C547Z
547 Spirit	Rear	14X8	4-156	4+4	Gloss Black Machined Face	547-148156GBMF4	300-207	C547Z
548 Commander	Front	12X7	4-156	4+3	Matte Black Machined Face	548-127156MBMF4	300-207	C550MB
548 Commander	Rear	12X8	4-156	4+4	Matte Black Machined Face	548-128156MBMF4	300-207	C550MB
548 Commander	Front	14X7	4-156	4+3	Matte Black Machined Face	548-147156MBMF4	300-207	C550MB
548 Commander	Rear	14X8	4-156	4+4	Matte Black Machined Face	548-148156MBMF4	300-207	C550MB
550 Five-Fifty	Front	12X7	4-156	4+3	Matte Black	550-127156MB4	300-207	C550MB
550 Five-Fifty	Rear	12X8	4-156	4+4	Matte Black	550-128156MB4	300-207	C550MB
550 Five-Fifty	Front	14X7	4-156	4+3	Matte Black	550-147156MB4	300-207	C550MB
550 Five-Fifty	Rear	14X8	4-156	4+4	Matte Black	550-148156MB4	300-207	C550MB
551 Five-Fifty One	Front	12X7	4-156	4+3	Matte Black w/Red Ring	551-127156MBR4	300-207	C550MB
551 Five-Fifty One	Rear	12X8	4-156	4+4	Matte Black w/Red Ring	551-128156MBR4	300-207	C550MB
551 Five-Fifty One	Front	14X7	4-156	4+3	Matte Black w/Red Ring	551-147156MBR4	300-207	C550MB
551 Five-Fifty One	Rear	14X8	4-156	4+4	Matte Black w/Red Ring	551-148156MBR4	300-207	C550MB
GV8 Invader	Front /Rear	14X7	4-156	6+1	Gunmetal Machined Face	GV8-147156GMMF55	300-207	CGV8
GV8 Invader	Front /Rear	15X6	4-156	5+1	Gunmetal Machined Face	GV8-156156GMMF50	300-207	CGV8

2019 UTV APPLICATION GUIDE


This guide is for reference only and not a guaranteed fitment application.

**545
ROCKER UTV**



SATIN BLACK GUNMETAL

**356
MANX 2 UTV BEADLOCK**



SATIN BLACK MACHINED

**GV8BL
INVADER BEADLOCK**



SATIN BLACK GUNMETAL MACHINE FACE

**GV8
INVADER**



GUNMETAL MACHINE FACE

**112
ASSAULT**



GUNMETAL MACHINED FACE

**551
FIVE-FIFTY ONE**



MATTE BLACK WIRED RING

**393
LOCKOUT**



MATTE BLACK MATTE BLACK MACHINE FACE

**550
FIVE-FIFTY**



MATTE BLACK

**548
COMMANDER**



MATTE BLACK MACHINED FACE

**547
SPIRIT**



GLOSS BLACK MACHINED FACE

POLARIS RZR/RZR-S/RG/XP 2009-2013
POLARIS GENERAL SPORTSMAN ACE 570/900 | 2014-2019

WHEEL STYLE	FRONT/REAR	SIZE	BOLT PATTERN	OFFSET	FINISH	PART #	LUG NUT	CENTER CAP
112 Assault	Front	12X7	4-156	4+3	Gunmetal Machined Face	112-127156GMMF4	300-201	C112GM-V
112 Assault	Rear	12X8	4-156	4+4	Gunmetal Machined Face	112-128156GMMF4	300-201	C112GM-V
112 Assault	Front	14X7	4-156	4+3	Gunmetal Machined Face	112-147156GMMF4	300-201	C112GM-V
112 Assault	Rear	14X8	4-156	4+4	Gunmetal Machined Face	112-148156GMMF4	300-201	C112GM-V
158 Buckshot	Front	12X7	4-156	4+3	Gloss Black Machined	158-127156BW4	300-201	C158Z
158 Buckshot	Rear	12X8	4-156	4+4	Gloss Black Machined	158-128156BW4	300-201	C158Z
356BL Manx 2	Front/Rear	14X7	4-156	4+3	Machined Face/Machined Ring	356BL147156ACMFMR44	300-201	C356SB-156V
356BL Manx 2	Front/Rear	14X7	4-156	4+3	Satin Black w/Satin Black Ring	356BL147156SBBR44	300-201B	C356SB-156V
356BL Manx 2	Front/Rear	15X7	4-156	4+3	Machined Face/Machined Ring	356BL157156ACMFMR44	300-201	C356SB-156V
356BL Manx 2	Front/Rear	15X7	4-156	4+3	Satin Black w/Satin Black Ring	356BL157156SBBR44	300-201B	C356SB-156V
393 Lockout	Front	12X7	4-156	4+3	Matte Black	393-127156MB4	300-201B	C393Z
393 Lockout	Rear	12X8	4-156	4+4	Matte Black	393-128156MB4	300-201B	C393Z
393 Lockout	Front	12X7	4-156	4+3	Matte Black Machined Lip	393-127156MBML4	300-201	C393Z
393 Lockout	Rear	12X8	4-156	4+4	Matte Black Machined Lip	393-128156MBML4	300-201	C393Z
393 Lockout	Front	14X7	4-156	4+3	Matte Black	393-147156MB4	300-201B	C393Z
393 Lockout	Rear	14X8	4-156	4+4	Matte Black	393-148156MB4	300-201B	C393Z
393 Lockout	Front	14X7	4-156	4+3	Matte Black Machined Lip	393-147156MBML4	300-201	C393Z
393 Lockout	Rear	14X8	4-156	4+4	Matte Black Machined Lip	393-148156MBML4	300-201	C393Z
393 Lockout	Front	15X7	4-156	4+3	Matte Black	393-157156MB4	300-201B	C393Z
393 Lockout	Rear	15X8	4-156	4+4	Matte Black	393-158156MB4	300-201B	C393Z
393 Lockout	Front	15X7	4-156	4+3	Matte Black Machined Lip	393-157156MBML4	300-201	C393Z
393 Lockout	Rear	15X8	4-156	4+4	Matte Black Machined Lip	393-158156MBML4	300-201	C393Z
545 Rocker	Front/Rear	14X7	4-156	4+3	Satin Black	545-147156SB44	300-201B	C545SB
545 Rocker	Front/Rear	14X7	4-156	4+3	Satin Gray w/Satin Black Lip	545-147156SGBL44	300-201	C545SB
545 Rocker	Front/Rear	15X7	4-156	4+3	Satin Black	545-157156SB44	300-201B	C545SB
545 Rocker	Front/Rear	15X7	4-156	4+3	Satin Gray w/Satin Black Lip	545-157156SGBL44	300-201	C545SB
547 Spirit	Front	12X7	4-156	4+3	Gloss Black Machined Face	547-127156GBMF4	300-201	C547Z
547 Spirit	Rear	12X8	4-156	4+4	Gloss Black Machined Face	547-128156GBMF4	300-201	C547Z
547 Spirit	Front	14X7	4-156	4+3	Gloss Black Machined Face	547-147156GBMF4	300-201	C547Z
547 Spirit	Rear	14X8	4-156	4+4	Gloss Black Machined Face	547-148156GBMF4	300-201	C547Z
548 Commander	Front	12X7	4-156	4+3	Matte Black Machined Face	548-127156MBMF4	300-201	C550MB
548 Commander	Rear	12X8	4-156	4+4	Matte Black Machined Face	548-128156MBMF4	300-201	C550MB
548 Commander	Front	14X7	4-156	4+3	Matte Black Machined Face	548-147156MBMF4	300-201	C550MB
548 Commander	Rear	14X8	4-156	4+4	Matte Black Machined Face	548-148156MBMF4	300-201	C550MB
550 Five-Fifty	Front	12X7	4-156	4+3	Matte Black	550-127156MB4	300-201	C550MB
550 Five-Fifty	Rear	12X8	4-156	4+4	Matte Black	550-128156MB4	300-201	C550MB
550 Five-Fifty	Front	14X7	4-156	4+3	Matte Black	550-147156MB4	300-201	C550MB
550 Five-Fifty	Rear	14X8	4-156	4+4	Matte Black	550-148156MB4	300-201	C550MB
551 Five-Fifty One	Front	12X7	4-156	4+3	Matte Black w/Red Ring	551-127156MBR4	300-201B	C550MB
551 Five-Fifty One	Rear	12X8	4-156	4+4	Matte Black w/Red Ring	551-128156MBR4	300-201B	C550MB
551 Five-Fifty One	Front	14X7	4-156	4+3	Matte Black w/Red Ring	551-147156MBR4	300-201	C550MB
551 Five-Fifty One	Rear	14X8	4-156	4+4	Matte Black w/Red Ring	551-148156MBR4	300-201	C550MB

2019 UTV APPLICATION GUIDE

This guide is for reference only and not a guaranteed fitment application.



POLARIS RZR 900/1000 | 2014-2019

WHEEL STYLES CONTINUED ON NEXT PAGE

WHEEL STYLE	FRONT/REAR	SIZE	BOLT PATTERN	OFFSET	FINISH	PART #	LUG NUT	CENTER CAP
112 Assault	Front	12X7	4-156	4+3	Gunmetal Machined Face	112-127156GMMF4	300-207	C112GM-V
112 Assault	Rear	12X8	4-156	4+4	Gunmetal Machined Face	112-128156GMMF4	300-207	C112GM-V
112 Assault	Front	14X7	4-156	4+3	Gunmetal Machined Face	112-147156GMMF4	300-207	C112GM-V
112 Assault	Rear	14X8	4-156	4+4	Gunmetal Machined Face	112-148156GMMF4	300-207	C112GM-V
158 Buckshot	Front	12X7	4-156	4+3	Gloss Black Machined	158-127156BW4	300-207	C158Z
158 Buckshot	Rear	12X8	4-156	4+4	Gloss Black Machined	158-128156BW4	300-207	C158Z
356BL Manx 2	Front/Rear	14X7	4-156	4+3	Machined Face/Machined Ring	356BL147156ACMFMR44	300-207	C356SB-156V
356BL Manx 2	Front/Rear	14X7	4-156	4+3	Satin Black w/Satin Black Ring	356BL147156SBBR44	300-207	C356SB-156V
356BL Manx 2	Front/Rear	15X7	4-156	4+3	Machined Face/Machined Ring	356BL157156ACMFMR44	300-207	C356SB-156V
356BL Manx 2	Front/Rear	15X7	4-156	4+3	Satin Black w/Satin Black Ring	356BL157156SBBR44	300-207	C356SB-156V
393 Lockout	Front	12X7	4-156	4+3	Matte Black	393-127156MB4	300-207	C393Z
393 Lockout	Rear	12X8	4-156	4+4	Matte Black	393-128156MB4	300-207	C393Z
393 Lockout	Front	12X7	4-156	4+3	Matte Black Machined Lip	393-127156MBML4	300-207	C393Z
393 Lockout	Rear	12X8	4-156	4+4	Matte Black Machined Lip	393-128156MBML4	300-207	C393Z
393 Lockout	Front	14X7	4-156	4+3	Matte Black	393-147156MB4	300-207	C393Z
393 Lockout	Rear	14X8	4-156	4+4	Matte Black	393-148156MB4	300-207	C393Z
393 Lockout	Front	14X7	4-156	4+3	Matte Black Machined Lip	393-147156MBML4	300-207	C393Z
393 Lockout	Rear	14X8	4-156	4+4	Matte Black Machined Lip	393-148156MBML4	300-207	C393Z
393 Lockout	Front	15X7	4-156	4+3	Matte Black	393-157156MB4	300-207	C393Z
393 Lockout	Rear	15X8	4-156	4+4	Matte Black	393-158156MB4	300-207	C393Z
393 Lockout	Front	15X7	4-156	4+3	Matte Black Machined Lip	393-157156MBML4	300-207	C393Z
393 Lockout	Rear	15X8	4-156	4+4	Matte Black Machined Lip	393-158156MBML4	300-207	C393Z
545 Rocker	Front/Rear	14X7	4-156	4+3	Satin Black	545-147156SB44	300-207	C545SB
545 Rocker	Front/Rear	14X7	4-156	4+3	Satin Gray w/Satin Black Lip	545-147156SGBL44	300-207	C545SB
545 Rocker	Front/Rear	14X7	4-156	5+2	Satin Black	545-147156SB54	300-207	C545SB
545 Rocker	Front/Rear	14X7	4-156	5+2	Satin Gray w/Satin Black Lip	545-147156SGBL54	300-207	C545SB
545 Rocker	Front/Rear	15X7	4-156	4+3	Satin Black	545-157156SB44	300-207	C545SB
545 Rocker	Front/Rear	15X7	4-156	4+3	Satin Gray w/Satin Black Lip	545-157156SGBL44	300-207	C545SB
547 Spirit	Front	12X7	4-156	4+3	Gloss Black Machined Face	547-127156GBMF4	300-207	C547Z
547 Spirit	Rear	12X8	4-156	4+4	Gloss Black Machined Face	547-128156GBMF4	300-207	C547Z
547 Spirit	Front	14X7	4-156	4+3	Gloss Black Machined Face	547-147156GBMF4	300-207	C547Z
547 Spirit	Rear	14X8	4-156	4+4	Gloss Black Machined Face	547-148156GBMF4	300-207	C547Z
548 Commander	Front	12X7	4-156	4+3	Matte Black Machined Face	548-127156MBMF4	300-207	C550MB
548 Commander	Rear	12X8	4-156	4+4	Matte Black Machined Face	548-128156MBMF4	300-207	C550MB
548 Commander	Front	14X7	4-156	4+3	Matte Black Machined Face	548-147156MBMF4	300-207	C550MB
548 Commander	Rear	14X8	4-156	4+4	Matte Black Machined Face	548-148156MBMF4	300-207	C550MB
550 Five-Fifty	Front	12X7	4-156	4+3	Matte Black	550-127156MB4	300-207	C550MB
550 Five-Fifty	Rear	12X8	4-156	4+4	Matte Black	550-128156MB4	300-207	C550MB
550 Five-Fifty	Front	14X7	4-156	4+3	Matte Black	550-147156MB4	300-207	C550MB
550 Five-Fifty	Rear	14X8	4-156	4+4	Matte Black	550-148156MB4	300-207	C550MB
551 Five-Fifty One	Front	12X7	4-156	4+3	Matte Black w/Red Ring	551-127156MBR4	300-207	C550MB
551 Five-Fifty One	Rear	12X8	4-156	4+4	Matte Black w/Red Ring	551-128156MBR4	300-207	C550MB
551 Five-Fifty One	Front	14X7	4-156	4+3	Matte Black w/Red Ring	551-147156MBR4	300-207	C550MB

2019 UTV APPLICATION GUIDE

This guide is for reference only and not a guaranteed fitment application.



POLARIS RZR 900/1000 | 2014-2019

CONTINUED FROM PREVIOUS PAGE

WHEEL STYLE	FRONT/REAR	SIZE	BOLT PATTERN	OFFSET	FINISH	PART #	LUG NUT	CENTER CAP
551 Five-Fifty One	Rear	14X8	4-156	4+4	Matte Black w/Red Ring	551-148156MBR4	300-207	C550MB
GV8 Invader	Front /Rear	14X7	4-156	6+1	Gunmetal Machined Face	GV8-147156GMMF55	300-207	CGV8
GV8 Invader	Front /Rear	15X6	4-156	5+1	Gunmetal Machined Face	GV8-156156GMMF50	300-207	CGV8

SUZUKI KING QUAD 400 STRAIGHT AXLE 4X4 | 2009-2019

SUZUKI VINSON 500 4X4 | 2002-2008

SUZUKI EIGER 400 4X4 | 2002-2007

WHEEL STYLE	FRONT/REAR	SIZE	BOLT PATTERN	OFFSET	FINISH	PART #	LUG NUT	CENTER CAP
112 Assault	Front	12X7	4/110	4+3	Gunmetal Machined Face	112-127110GMMF4	300-208	C112GM-V
112 Assault	Rear	12X8	4/110	2+6	Gunmetal Machined Face	112-128110GMMF2	300-208	C112GM-V

SUZUKI IE KING QUAD 400/450/500/750 | 2005-2019

SUZUKI KING QUAD 500 AXI/750 AXI | 2019

WHEEL STYLES CONTINUED ON NEXT PAGE

WHEEL STYLE	FRONT/REAR	SIZE	BOLT PATTERN	OFFSET	FINISH	PART #	LUG NUT	CENTER CAP
112 Assault	Front	12X7	4-110	4+3	Gunmetal Machined Face	112-127110GMMF4	300-208	C112GM-V
112 Assault	Rear	12X8	4-110	4+4	Gunmetal Machined Face	112-128110GMMF4	300-208	C112GM-V
112 Assault	Front	14X7	4-110	4+3	Gunmetal Machined Face	112-147110GMMF4	300-208	C112GM-V
112 Assault	Rear	14X8	4-110	4+4	Gunmetal Machined Face	112-148110GMMF4	300-208	C112GM-V
158 Buckshot	Front	12X7	4-110	4+3	Gloss Black Machined	158-127110BW4	300-208	C158A
158 Buckshot	Rear	12X8	4-110	4+4	Gloss Black Machined	158-128110BW4	300-208	C158A
356BL Manx 2	Front/Rear	14X7	4-110	4+3	Machined Face/Machined Ring	356BL147110ACFMFR44	300-208	C356SB-110V
356BL Manx 2	Front/Rear	14X7	4-110	4+3	Satin Black w/Satin Black Ring	356BL147110SBBR44	300-208B	C356SB-110V
356BL Manx 2	Front/Rear	15X7	4-110	4+3	Machined Face/Machined Ring	356BL157110ACFMFR44	300-208	C356SB-110V
356BL Manx 2	Front/Rear	15X7	4-110	4+3	Satin Black w/Satin Black Ring	356BL157110SBBR44	300-208B	C356SB-110V
393 Lockout	Front	12X7	4-110	4+3	Matte Black	393-127110MB4	300-208B	C393AL
393 Lockout	Rear	12X8	4-110	4+4	Matte Black	393-128110MB4	300-208B	C393AL
393 Lockout	Front	12X7	4-110	4+3	Matte Black Machined Lip	393-127110MBML4	300-208	C393AL
393 Lockout	Rear	12X8	4-110	4+4	Matte Black Machined Lip	393-128110MBML4	300-208	C393AL
393 Lockout	Front	14X7	4-110	4+3	Matte Black	393-147110MB4	300-208B	C393AL
393 Lockout	Rear	14X8	4-110	4+4	Matte Black	393-148110MB4	300-208B	C393AL
393 Lockout	Front	14X7	4-110	4+3	Matte Black Machined Lip	393-147110MBML4	300-208	C393AL
393 Lockout	Rear	14X8	4-110	4+4	Matte Black Machined Lip	393-148110MBML4	300-208	C393AL
393 Lockout	Front	15X7	4-110	4+3	Matte Black	393-157110MB4	300-208B	C393AL
393 Lockout	Rear	15X8	4-110	4+4	Matte Black	393-158110MB4	300-208B	C393AL
393 Lockout	Front	15X7	4-110	4+3	Matte Black Machined Lip	393-157110MBML4	300-208	C393AL
393 Lockout	Rear	15X8	4-110	4+4	Matte Black Machined Lip	393-158110MBML4	300-208	C393AL
545 Rocker	Front/Rear	14X7	4-110	4+3	Satin Black	545-147110SB44	300-208B	C545SB
545 Rocker	Front/Rear	14X7	4-110	4+3	Satin Gray w/Satin Black Lip	545-147110SGBL44	300-208	C545SB
545 Rocker	Front/Rear	15X7	4-110	4+3	Satin Black	545-157110SB44	300-208B	C545SB
545 Rocker	Front/Rear	15X7	4-110	4+3	Satin Gray w/Satin Black Lip	545-157110SGBL44	300-208	C545SB
547 Spirit	Front	12X7	4-110	4+3	Gloss Black Machined Face	547-127110GBMF4	300-208	C547A

2019 UTV APPLICATION GUIDE


This guide is for reference only and not a guaranteed fitment application.

**545
ROCKER UTV**



SATIN BLACK GUNMETAL

**356
MANX 2 UTV BEADLOCK**



SATIN BLACK MACHINED

**GV8BL
INVADER BEADLOCK**



SATIN BLACK GUNMETAL MACHINE FACE

**GV8
INVADER**



GUNMETAL MACHINE FACE

**112
ASSAULT**



GUNMETAL MACHINED FACE

**551
FIVE-FIFTY ONE**



MATTE BLACK WIRED RING

**393
LOCKOUT**



MATTE BLACK MATTE BLACK MACHINE FACE

**550
FIVE-FIFTY**



MATTE BLACK

**548
COMMANDER**



MATTE BLACK MACHINED FACE

**547
SPIRIT**



GLOSS BLACK MACHINED FACE

SUZUKI IE KING QUAD 400/450/500/750 | 2005-2019
SUZUKI KING QUAD 500 AXI/750 AXI | 2019

CONTINUED FROM PREVIOUS PAGE

WHEEL STYLE	FRONT/REAR	SIZE	BOLT PATTERN	OFFSET	FINISH	PART #	LUG NUT	CENTER CAP
547 Spirit	Rear	12X8	4-110	4+4	Gloss Black Machined Face	547-128110GBBMF4	300-208	C547A
547 Spirit	Front	14X7	4-110	4+3	Gloss Black Machined Face	547-147110GBBMF4	300-208	C547A
547 Spirit	Rear	14X8	4-110	4+4	Gloss Black Machined Face	547-148110GBBMF4	300-208	C547A
548 Commander	Front	12X7	4-110	4+3	Matte Black Machined Face	548-127110MBMF4	300-208	C550MB
548 Commander	Rear	12X8	4-110	4+4	Matte Black Machined Face	548-128110MBMF4	300-208	C550MB
548 Commander	Front	14X7	4-110	4+3	Matte Black Machined Face	548-147110MBMF4	300-208	C550MB
548 Commander	Rear	14X8	4-110	4+4	Matte Black Machined Face	548-148110MBMF4	300-208	C550MB
550 Five-Fifty	Front	12X7	4-110	4+3	Matte Black	550-127110MB4	300-208	C550MB
550 Five-Fifty	Rear	12X8	4-110	4+4	Matte Black	550-128110MB4	300-208	C550MB
550 Five-Fifty	Front	14X7	4-110	4+3	Matte Black	550-147110MB4	300-208	C550MB
550 Five-Fifty	Rear	14X8	4-110	4+4	Matte Black	550-148110MB4	300-208	C550MB
551 Five-Fifty One	Front	12X7	4-110	4+3	Matte Black w/Red Ring	551-127110MBR4	300-208B	C550MB
551 Five-Fifty One	Rear	12X8	4-110	4+4	Matte Black w/Red Ring	551-127110MBR4	300-208B	C550MB
551 Five-Fifty One	Front	14X7	4-110	4+3	Matte Black w/Red Ring	551-147110MBR4	300-208B	C550MB
551 Five-Fifty One	Rear	14X8	4-110	4+4	Matte Black w/Red Ring	551-148110MBR4	300-208B	C550MB

SUZUKI TWIN PEAKS 700 | 2004-2007

WHEEL STYLE	FRONT/REAR	SIZE	BOLT PATTERN	OFFSET	FINISH	PART #	LUG NUT	CENTER CAP
393 Lockout	Front	12X7	4-136	4+3	Matte Black	393-127136MB4	300-208B	C393Z
393 Lockout	Rear	12X8	4-136	2+6	Matte Black	393-128136MB2	300-208B	C393Z
393 Lockout	Front	12X7	4-136	4+3	Matte Black Machined Lip	393-127136MBML4	300-208	C393Z
393 Lockout	Rear	12X8	4-136	2+6	Matte Black Machined Lip	393-128136MBML2	300-208	C393Z
393 Lockout	Front	14X7	4-136	4+3	Matte Black	393-147136MB4	300-208B	C393Z
393 Lockout	Rear	14X8	4-136	2+6	Matte Black	393-148136MB2	300-208B	C393Z
393 Lockout	Front	14X7	4-136	4+3	Matte Black Machined Lip	393-1471136MBML4	300-208	C393Z
393 Lockout	Rear	14X8	4-136	2+6	Matte Black Machined Lip	393-148136MBML2	300-208	C393Z

YAMAHA GRIZZLY 350 STRAIGHT AXLE 4X4 | 2008-2012
YAMAHA BIG BEAR 350/400 2X4/4X4 | 1987-2006
YAMAHA WOLVERINE 350/450 4X4 | 1995-2009
YAMAHA BRUIN 350 2X4/4X4 | 2004-2006
YAMAHA KODIAK 400/450 4X4 | 1993-2004
YAMAHA GRIZZLY 600 4X4 | 1998-2001

WHEEL STYLE	FRONT/REAR	SIZE	BOLT PATTERN	OFFSET	FINISH	PART #	LUG NUT	CENTER CAP
112 Assault	Front	12X7	4-110	4+3	Gunmetal Machined Face	112-127110GMMF4	300-208	C112GM-V
112 Assault	Rear	12X8	4-110	2+6	Gunmetal Machined Face	112-128110GMMF2	300-208	C112GM-V

2019 UTV APPLICATION GUIDE

This guide is for reference only and not a guaranteed fitment application.

**545
ROCKER UTV**



SATIN BLACK GUNMETAL

**356
MANX 2 UTV BEADLOCK**



SATIN BLACK MACHINED

**GV8BL
INVADER BEADLOCK**



SATIN BLACK GUNMETAL MACHINE FACE

**GV8
INVADER**



GUNMETAL MACHINE FACE

**112
ASSAULT**



GUNMETAL MACHINED FACE

**551
FIVE-FIFTY ONE**



MATTE BLACK WIRED RING

**393
LOCKOUT**



MATTE BLACK MATTE BLACK MACHINE FACE

**550
FIVE-FIFTY**



MATTE BLACK

**548
COMMANDER**



MATTE BLACK MACHINED FACE

**547
SPIRIT**



GLOSS BLACK MACHINED FACE

YAMAHA KODIAK 400/450 4X4 | 2005-2006
YAMAHA GRIZZLY 400/450/550/700 4X4 | 2007-2015 • 660 | 2002-2009 • 700 | 2014-2015 - WHEEL SET 2.5" WIDER ON EACH SIDE THAN STOCK WHEELS
YAMAHA BIG BEAR IRS 400 | 2007-2012
YAMAHA GRIZZLY IRS 350/450/600/700 | 2007-2019
YAMAHA RHINO 450/660/700 | 2004-2013

WHEEL STYLE	FRONT/REAR	SIZE	BOLT PATTERN	OFFSET	FINISH	PART #	LUG NUT	CENTER CAP
112 Assault	Front	12X7	4-110	4+3	Gunmetal Machined Face	112-127110GMMF4	300-208	C112GM-V
112 Assault	Rear	12X8	4-110	4+4	Gunmetal Machined Face	112-128110GMMF4	300-208	C112GM-V
112 Assault	Front	14X7	4-110	4+3	Gunmetal Machined Face	112-147110GMMF4	300-208	C112GM-V
112 Assault	Rear	14X8	4-110	4+4	Gunmetal Machined Face	112-148110GMMF4	300-208	C112GM-V
158 Buckshot	Front	12X7	4-110	4+3	Gloss Black Machined	158-127110BW4	300-208	C158A
158 Buckshot	Rear	12X8	4-110	4+4	Gloss Black Machined	158-128110BW4	300-208	C158A
356BL Manx 2	Front/Rear	14X7	4-110	4+3	Machined Face/Machined Ring	356BL147110ACMFMR44	300-208	C356SB-110V
356BL Manx 2	Front/Rear	14X7	4-110	4+3	Satin Black w/Satin Black Ring	356BL147110SBBR44	300-208B	C356SB-110V
356BL Manx 2	Front/Rear	15X7	4-110	4+3	Machined Face/Machined Ring	356BL157110ACMFMR44	300-208	C356SB-110V
356BL Manx 2	Front/Rear	15X7	4-110	4+3	Satin Black w/Satin Black Ring	356BL157110SBBR44	300-208B	C356SB-110V
393 Lockout	Front	12X7	4-110	4+3	Matte Black	393-127110MB4	300-208B	C393AL
393 Lockout	Rear	12X8	4-110	4+4	Matte Black	393-128110MB4	300-208B	C393AL
393 Lockout	Rear	12X8	4-110	4+4	Matte Black Machined Lip	393-128110MBML4	300-208	C393AL
393 Lockout	Rear	14X8	4-110	4+4	Matte Black	393-148110MB4	300-208B	C393AL
393 Lockout	Front	14X7	4-110	4+3	Matte Black Machined Lip	393-147110MBML4	300-208	C393AL
393 Lockout	Rear	14X8	4-110	4+4	Matte Black Machined Lip	393-148110MBML4	300-208	C393AL
393 Lockout	Front	15X7	4-110	4+3	Matte Black	393-157110MB4	300-208B	C393AL
393 Lockout	Rear	15X8	4-110	4+4	Matte Black	393-158110MB4	300-208B	C393AL
393 Lockout	Front	15X7	4-110	4+4	Matte Black Machined Lip	393-157110MBML4	300-208	C393AL
545 Rocker	Front/Rear	14X7	4-110	4+3	Satin Black	545-147110SB44	300-208B	C545SB
545 Rocker	Front/Rear	14X7	4-110	4+3	Satin Gray w/Satin Black Lip	545-147110SGBL44	300-208	C545SB
545 Rocker	Front/Rear	15X7	4-110	4+3	Satin Black	545-157110SB44	300-208B	C545SB
545 Rocker	Front/Rear	15X7	4-110	4+3	Satin Gray w/Satin Black Lip	545-157110SGBL44	300-208	C545SB
547 Spirit	Front	12X7	4-110	4+3	Gloss Black Machined Face	547-127110GBMF4	300-208	C547A
547 Spirit	Rear	12X8	4-110	4+4	Gloss Black Machined Face	547-128110GBMF4	300-208	C547A
547 Spirit	Front	14X7	4-110	4+3	Gloss Black Machined Face	547-147110GBMF4	300-208	C547A
547 Spirit	Rear	14X8	4-110	4+4	Gloss Black Machined Face	547-148110GBMF4	300-208	C547A
548 Commander	Front	14X7	4-110	4+4	Matte Black Machined Face	548-147110MBMF4	300-208	C550MB
548 Commander	Rear	14X8	4-110	4+4	Matte Black Machined Face	548-148110MBMF4	300-208	C550MB
550 Five-Fifty	Front	12X7	4-110	4+3	Matte Black	550-127110MB4	300-208	C550MB
550 Five-Fifty	Rear	12X8	4-110	4+4	Matte Black	550-128110MB4	300-208	C550MB
550 Five-Fifty	Front	14X7	4-110	4+3	Matte Black	550-147110MB4	300-208	C550MB
550 Five-Fifty	Rear	14X8	4-110	4+4	Matte Black	550-148110MB4	300-208	C550MB
551 Five-Fifty One	Front	14X7	4-110	4+3	Matte Black w/Red Ring	551-147110MBR4	300-208B	C550MB
551 Five-Fifty One	Rear	14X8	4-110	4+4	Matte Black w/Red Ring	551-148110MBR4	300-208B	C550MB

2019 UTV APPLICATION GUIDE

This guide is for reference only and not a guaranteed fitment application.



YAMAHA VIKING 2014-2019
YAMAHA WOLVERINE 2X/4X | 2016 -2019

WHEEL STYLE	FRONT/REAR	SIZE	BOLT PATTERN	OFFSET	FINISH	PART #	LUG NUT	CENTER CAP
112 Assault	Front	12X7	4-110	4+3	Gunmetal Machined Face	112-127110GMMF4	300-208	C112GM-V
112 Assault	Rear	12X8	4-110	4+4	Gunmetal Machined Face	112-128110GMMF4	300-208	C112GM-V
112 Assault	Front	14X7	4-110	4+3	Gunmetal Machined Face	112-147110GMMF4	300-208	C112GM-V
112 Assault	Rear	14X8	4-110	4+4	Gunmetal Machined Face	112-148110GMMF4	300-208	C112GM-V
356BL Manx 2	Front/Rear	14X7	4-110	4+3	Machined Face/Machined Ring	356BL147110ACMFMR44	300-208	C356SB-110V
356BL Manx 2	Front/Rear	14X7	4-110	4+3	Satin Black w/Satin Black Ring	356BL147110SBBR44	300-208B	C356SB-110V
356BL Manx 2	Front/Rear	15X7	4-110	4+3	Machined Face/Machined Ring	356BL157110ACMFMR44	300-208	C356SB-110V
356BL Manx 2	Front/Rear	15X7	4-110	4+3	Satin Black w/Satin Black Ring	356BL157110SBBR44	300-208B	C356SB-110V
393 Lockout	Front	12x7	4-110	4+3	Matte Black	393-127110MB4	300-206B	C393AL
393 Lockout	Front	12X7	4-110	4+3	Matte Black Machined Lip	393-127110MBML4	300-206	C393AL
393 Lockout	Rear	14X8	4-110	4+4	Matte Black	393-148110MB4	300-206B	C393AL
393 Lockout	Front	14X7	4-110	4+3	Matte Black Machined Lip	393-147110MBML4	300-206	C393AL
393 Lockout	Rear	14X8	4-110	4+4	Matte Black Machined Lip	393-148110MBML4	300-206	C393AL
393 Lockout	Front	15X7	4-110	4+3	Matte Black	393-157110MB4	300-206B	C393AL
393 Lockout	Rear	15X8	4-110	4+3	Matte Black	393-158110MB4	300-206B	C393AL
545 Rocker	Front/Rear	14X7	4-110	4+3	Satin Black	545-147110SB44	300-206B	C545SB
545 Rocker	Front/Rear	14X7	4-110	4+3	Satin Gray w/Satin Black Lip	545-147110SGBL44	300-206	C545SB
545 Rocker	Front/Rear	14X7	4-110	5+2	Satin Black	545-147110SB54	300-206B	C545SB
545 Rocker	Front/Rear	14X7	4-110	5+2	Satin Gray w/Satin Black Lip	545-147110SGBL54	300-206	C545SB
545 Rocker	Front/Rear	15X7	4-110	4+3	Satin Black	545-157110SB44	300-206B	C545SB
545 Rocker	Front/Rear	15X7	4-110	4+3	Satin Gray w/Satin Black Lip	545-157110SGBL44	300-208	C545SB
547 Spirit	Front	12X7	4-110	4+3	Gloss Black Machined Face	547-127110GBMF4	300-208	C547A
547 Spirit	Rear	12X8	4-110	4+4	Gloss Black Machined Face	547-128110GBMF4	300-208	C547A
547 Spirit	Front	14X7	4-110	4+3	Gloss Black Machined Face	547-147110GBMF4	300-208	C547A
547 Spirit	Rear	14X8	4-110	4+4	Gloss Black Machined Face	547-148110GBMF4	300-208	C547A
548 Commander	Rear	12X7	4-110	4+4	Matte Black Machined Face	548-127110MBMF4	300-206	C550MB
548 Commander	Rear	12X8	4-110	4+4	Matte Black Machined Face	548-128110MBMF4	300-206	C550MB
550 Five-Fifty	Front	12x7	4-110	4+3	Matte Black	550-127110MB4	300-206	C550MB
550 Five-Fifty	Rear	12X8	4-110	4+4	Matte Black	550-128110MB4	300-206	C550MB
550 Five-Fifty	Front	14X7	4-110	4+3	Matte Black	550-147110MB4	300-206	C550MB
550 Five-Fifty	Rear	14X8	4-110	4+4	Matte Black	550-148110MB4	300-206	C550MB
551 Five-Fifty One	Rear	12X7	4-110	4+4	Matte Black w/Red Ring	551-127110MBR4	300-206B	C550MB
551 Five-Fifty One	Rear	12X8	4-110	4+4	Matte Black w/Red Ring	551-128110MBR4	300-206B	C550MB
GV8 Invader	Front /Rear	14X7	4-110	6+1	Gunmetal Machined Face	GV8-147110GMMF55	300-208	CGV8
GV8 Invader	Front /Rear	15X6	4-110	5+1	Gunmetal Machined Face	GV8-156110GMMF46	300-208	CGV8

YAMAHA YXZ 1000 | 2016-2018

WHEEL STYLES CONTINUED ON NEXT PAGE

WHEEL STYLE	FRONT/REAR	SIZE	BOLT PATTERN	OFFSET	FINISH	PART #	LUG NUT	CENTER CAP
112 Assault	Front	14X7	4-110	4+3	Gunmetal Machined Face	112-147110GMMF4	300-208	C112GM-V
112 Assault	Rear	14X8	4-110	4+4	Gunmetal Machined Face	112-148110GMMF4	300-208	C112GM-V
356BL Manx 2	Front/Rear	14X7	4-110	4+3	Machined Face/Machined Ring	356BL147110ACMFMR44	300-208	C356SB-110V

2019 UTV APPLICATION GUIDE

This guide is for reference only and not a guaranteed fitment application.



YAMAHA YXZ 1000 | 2016-2018

CONTINUED FROM PREVIOUS PAGE

WHEEL STYLE	FRONT/REAR	SIZE	BOLT PATTERN	OFFSET	FINISH	PART #	LUG NUT	CENTER CAP
356BL Manx 2	Front/Rear	14X7	4-110	4+3	Satin Black w/Satin Black Ring	356BL147110SBBR44	300-208B	C356SB-110V
356BL Manx 2	Front/Rear	15X7	4-110	4+3	Machined Face/Machined Ring	356BL157110ACMFMR44	300-208	C356SB-110V
356BL Manx 2	Front/Rear	15X7	4-110	4+3	Satin Black w/Satin Black Ring	356BL157110SBBR44	300-208B	C356SB-110V
393 Lockout	Front	14X7	4-110	4+3	Matte Black Machined Lip	393-147110MBML4	300-206	C393AL
393 Lockout	Rear	14X8	4-110	4+4	Matte Black Machined Lip	393-148110MBML4	300-206	C393AL
545 Rocker	Front/Rear	14X7	4-110	4+3	Satin Black	545-147110SB44	300-206B	C545SB
545 Rocker	Front/Rear	14X7	4-110	4+3	Satin Gray w/Satin Black Lip	545-147110SGBL44	300-206	C545SB
545 Rocker	Front/Rear	14X7	4-110	5+2	Satin Black	545-147110SB54	300-206B	C545SB
545 Rocker	Front/Rear	14X7	4-110	5+2	Satin Gray w/Satin Black Lip	545-147110SGBL54	300-206	C545SB
545 Rocker	Front/Rear	15X7	4-110	4+3	Satin Black	545-157110SB44	300-206B	C545SB
545 Rocker	Front/Rear	15X7	4-110	4+3	Satin Gray w/Satin Black Lip	545-157110SGBL44	300-206	C545SB
547 Spirit	Front	14X7	4-110	4+3	Gloss Black Machined Face	547-147110GBMF4	300-208	C547A
547 Spirit	Rear	14X8	4-110	4+4	Gloss Black Machined Face	547-148110GBMF4	300-208	C547A
548 Commander	Front	14X7	4-110	4+4	Matte Black Machined Face	548-147110MBMF4	300-206	C550MB
548 Commander	Rear	14X8	4-110	4+4	Matte Black Machined Face	548-148110MBMF4	300-206	C550MB
550 Five-Fifty	Rear	14X8	4-110	4+4	Matte Black	550-148110MB4	300-206	C550MB
551 Five-Fifty One	Front	14X7	4-110	4+3	Matte Black w/Red Ring	551-147110MBR4	300-206B	C550MB
551 Five-Fifty One	Rear	14X8	4-110	4+4	Matte Black w/Red Ring	551-148110MBR4	300-206B	C550MB
GV8 Invader	Front /Rear	14X7	4-110	6+1	Gunmetal Machined Face	GV8-147110GMMMF55	300-208	CGV8
GV8 Invader	Front /Rear	15X6	4-110	5+1	Gunmetal Machined Face	GV8-156110GMMMF46	300-208	CGV8

YAMAHA YXZ 1000 | 2019

WHEEL STYLES CONTINUED ON NEXT PAGE

WHEEL STYLE	FRONT/REAR	SIZE	BOLT PATTERN	OFFSET	FINISH	PART #	LUG NUT	CENTER CAP
112 Assault	Front	14X7	4-156	4+3	Gunmetal Machined Face	112-147156GMMF4	300-206	C112GM-V
112 Assault	Rear	14X8	4-156	4+4	Gunmetal Machined Face	112-148156GMMF4	300-206	C112GM-V
356BL Manx 2	Front/Rear	14X7	4-156	4+3	Machined Face/Machined Ring	356BL147156ACMFMR44	300-206	C356SB-156V
356BL Manx 2	Front/Rear	14X7	4-156	4+3	Satin Black w/Satin Black Ring	356BL147156SBBR44	300-206B	C356SB-156V
356BL Manx 2	Front/Rear	15X7	4-156	4+3	Machined Face/Machined Ring	356BL157156ACMFMR44	300-206	C356SB-156V
356BL Manx 2	Front/Rear	15X7	4-156	4+3	Satin Black w/Satin Black Ring	356BL157156SBBR44	300-206B	C356SB-156V
393 Lockout	Front	14X7	4-156	4+3	Matte Black	393-147156MB4	300-206B	C393Z
393 Lockout	Rear	14X8	4-156	4+4	Matte Black	393-148156MB4	300-206B	C393Z
393 Lockout	Front	14X7	4-156	4+3	Matte Black Machined Lip	393-147156MBML4	300-206	C393Z
393 Lockout	Rear	14X8	4-156	4+4	Matte Black Machined Lip	393-148156MBML4	300-206	C393Z
393 Lockout	Front	15X7	4-156	4+3	Matte Black	393-157156MB4	300-206B	C393Z
393 Lockout	Rear	15X8	4-156	4+4	Matte Black	393-158156MB4	300-206B	C393Z
393 Lockout	Front	15X7	4-156	4+3	Matte Black Machined Lip	393-157156MBML4	300-206	C393Z
393 Lockout	Rear	15X8	4-156	4+3	Matte Black Machined Lip	393-158156MBML4	300-206	C393Z
545 Rocker	Front/Rear	14X7	4-156	4+3	Satin Black	545-147156SB44	300-206B	C545SB
545 Rocker	Front/Rear	14X7	4-156	4+3	Satin Gray w/Satin Black Lip	545-147156SGBL44	300-206	C545SB
545 Rocker	Front/Rear	15X7	4-156	4+3	Satin Black	545-157156SB44	300-206B	C545SB
545 Rocker	Front/Rear	15X7	4-156	4+3	Satin Gray w/Satin Black Lip	545-157156SGBL44	300-206	C545SB

2019 UTV APPLICATION GUIDE

This guide is for reference only and not a guaranteed fitment application.


**545
ROCKER UTV**



SATIN BLACK

GUNMETAL

**356
MANX 2 UTV BEADLOCK**



SATIN BLACK

MACHINED

**GV8BL
INVADER BEADLOCK**



SATIN BLACK

GUNMETAL
MACHINE FACE

**GV8
INVADER**



GUNMETAL
MACHINE FACE

**112
ASSAULT**



GUNMETAL
MACHINED FACE

**551
FIVE-FIFTY ONE**



MATTE BLACK WIRED RING

**393
LOCKOUT**



MATTE BLACK

MATTE BLACK
MACHINE FACE

**550
FIVE-FIFTY**



MATTE BLACK

**548
COMMANDER**



MATTE BLACK
MACHINED FACE

**547
SPIRIT**



GLOSS BLACK
MACHINED FACE

YAMAHA YXZ 1000 | 2019

CONTINUED FROM PREVIOUS PAGE

WHEEL STYLE	FRONT/REAR	SIZE	BOLT PATTERN	OFFSET	FINISH	PART #	LUG NUT	CENTER CAP
547 Spirit	Front	14X7	4-156	4+3	Gloss Black Machined Face	547-147156GBMF4	300-206	C547Z
547 Spirit	Rear	14X8	4-156	4+4	Gloss Black Machined Face	547-148156GBMF4	300-206	C547Z
548 Commander	Front	14X7	4-156	4+3	Matte Black Machined Face	548-147156MBMF4	300-206	C550MB
548 Commander	Rear	14X8	4-156	4+4	Matte Black Machined Face	548-148156MBMF4	300-206	C550MB
550 Five-Fifty	Front	14x7	4-156	4+3	Matte Black	550-147156MB4	300-206	C550MB
550 Five-Fifty	Rear	14x8	4-156	4+4	Matte Black	550-148156MB4	300-206	C550MB
551 Five-Fifty One	Front	14X7	4-156	4+3	Matte Black w/Red Ring	551-147156MBR4	300-206B	C550MB
551 Five-Fifty One	Rear	14X8	4-156	4+4	Matte Black w/Red Ring	551-148156MBR4	300-206B	C550MB

KYMCO MUX SA 500 | 2008-2009

KYMCO MXU-IE 375 | 2008-2019 • 500/700 | 2010-2019

KYMCO UXV 500 | 2014-2019

WHEEL STYLES CONTINUED ON NEXT PAGE

WHEEL STYLE	FRONT/REAR	SIZE	BOLT PATTERN	OFFSET	FINISH	PART #	LUG NUT	CENTER CAP
112 Assault	Front	12X7	4-110	4+3	Gunmetal Machined Face	112-127110GMMF4	300-208	C112GM-V
112 Assault	Rear	12X8	4-110	4+4	Gunmetal Machined Face	112-128110GMMF4	300-208	C112GM-V
112 Assault	Front	14X7	4-110	4+3	Gunmetal Machined Face	112-147110GMMF4	300-208	C112GM-V
112 Assault	Rear	14X8	4-110	4+4	Gunmetal Machined Face	112-148110GMMF4	300-208	C112GM-V
158 Buckshot	Front	12X7	4-110	4+3	Gloss Black Machined	158-127110BW4	300-208	C158A
356BL Manx 2	Front/Rear	14X7	4-110	4+3	Machined Face/Machined Ring	356BL147110ACM-FMR44	300-208	C356SB-110V
356BL Manx 2	Front/Rear	14X7	4-110	4+3	Satin Black w/Satin Black Ring	356BL147110SBBR44	300-208B	C356SB-110V
356BL Manx 2	Front/Rear	15X7	4-110	4+3	Machined Face/Machined Ring	356BL157110ACM-FMR44	300-208	C356SB-110V
356BL Manx 2	Front/Rear	15X7	4-110	4+3	Satin Black w/Satin Black Ring	356BL157110SBBR44	300-208B	C356SB-110V
393 Lockout	Front	12x7	4-110	4+3	Matte Black	393-127110MB4	300-208B	C393AL
393 Lockout	Rear	12X8	4-110	4+4	Matte Black	393-128110MB4	300-208B	C393AL
393 Lockout	Front	12X7	4-110	4+3	Matte Black Machined Lip	393-127110MBML4	300-208	C393AL
393 Lockout	Rear	15X8	4-110	4+4	Matte Black	393-158110MB4	300-208B	C393AL
393 Lockout	Front	15X7	4-110	4+3	Matte Black	393-157110MB4	stud&lug 1/2-20	C393AL
545 Rocker	Front/Rear	14X7	4-110	4+3	Satin Black	545-147110SB44	300-208B	C545SB
545 Rocker	Front/Rear	14X7	4-110	4+3	Satin Gray w/Satin Black Lip	545-147110SGBL44	300-208	C545SB
545 Rocker	Front/Rear	15X7	4-110	4+3	Satin Black	545-157110SB44	300-208B	C545SB
545 Rocker	Front/Rear	15X7	4-110	4+3	Satin Gray w/Satin Black Lip	545-157110SGBL44	300-208	C545SB
547 Spirit	Front	12X7	4-110	4+3	Gloss Black Machined Face	547-127110GBMF4	300-208	C547A
547 Spirit	Rear	12X8	4-110	4+4	Gloss Black Machined Face	547-128110GBMF4	300-208	C547A
547 Spirit	Front	14X7	4-110	4+3	Gloss Black Machined Face	547-147110GBMF4	300-208	C547A
547 Spirit	Rear	14X8	4-110	4+4	Gloss Black Machined Face	547-148110GBMF4	300-208	C547A
548 Commander	Front	12X7	4-110	4+3	Matte Black Machined Face	548-127110MBMF4	stud&lug 1/2-20	C550MB
548 Commander	Rear	12X8	4-110	4+4	Matte Black Machined Face	548-128110MBMF4	stud&lug 1/2-20	C550MB
550 Five-Fifty	Front	12X7	4-110	4+3	Matte Black	550-127110MB4	300-208	C550MB
550 Five-Fifty	Rear	12X8	4-110	4+4	Matte Black	550-128110MB4	300-208	C550MB
551 Five-Fifty One	Front	12X7	4-110	4+3	Matte Black w/Red Ring	551-127110MBR4	stud&lug 1/2-20	C550MB
551 Five-Fifty One	Rear	12X8	4-110	4+4	Matte Black w/Red Ring	551-127110MBR4	stud&lug 1/2-20	C550MB
551 Five-Fifty One	Front	14X7	4-110	4+3	Matte Black w/Red Ring	551-147110MBR4	stud&lug 1/2-20	C550MB

2019 UTV APPLICATION GUIDE

This guide is for reference only and not a guaranteed fitment application.

**545
ROCKER UTV**



SATIN BLACK GUNMETAL

**356
MANX 2 UTV BEADLOCK**



SATIN BLACK MACHINED

**GV8BL
INVADER BEADLOCK**



SATIN BLACK GUNMETAL MACHINE FACE

**GV8
INVADER**



GUNMETAL MACHINE FACE

**112
ASSAULT**



GUNMETAL MACHINED FACE

**551
FIVE-FIFTY ONE**



MATTE BLACK WIRED RING

**393
LOCKOUT**



MATTE BLACK MATTE BLACK MACHINE FACE

**550
FIVE-FIFTY**



MATTE BLACK

**548
COMMANDER**



MATTE BLACK MACHINED FACE

**547
SPIRIT**



GLOSS BLACK MACHINED FACE

KYMCO MUX SA 500 | 2008-2009
KYMCO MXU-IE 375 | 2008-2019 • 500/700 | 2010-2019
KYMCO UXV 500 | 2014-2019

CONTINUED FROM PREVIOUS PAGE

WHEEL STYLE	FRONT/REAR	SIZE	BOLT PATTERN	OFFSET	FINISH	PART #	LUG NUT	CENTER CAP
551 Five-Fifty One	Rear	14X8	4-110	4+4	Matte Black w/Red Ring	551-148110MBR4	stud&lug 1/2-20	C550MB

KUBOTA RTV 400/500 | 2012-2019

WHEEL STYLE	FRONT/REAR	SIZE	BOLT PATTERN	OFFSET	FINISH	PART #	LUG NUT	CENTER CAP
112 Assault	Front	12X7	4-110	4+3	Gunmetal Machined Face	112-127110GMMF4	LGD916	C112GM-V
112 Assault	Rear	12X8	4-110	4+4	Gunmetal Machined Face	112-128110GMMF4	LGD916	C112GM-V
112 Assault	Front	14X7	4-110	4+3	Gunmetal Machined Face	112-147110GMMF4	LGD916	C112GM-V
112 Assault	Rear	14X8	4-110	4+4	Gunmetal Machined Face	112-148110GMMF4	LGD916	C112GM-V
158 Buckshot	Front	12x7	4-110	4+3	Gloss Black Machined	158-127110BW4	LGD916	C158A
356BL Manx 2	Front/Rear	14X7	4-110	4+3	Machined Face/Machined Ring	356BL147110ACM-FMR44	LGD916	C356SB-110V
356BL Manx 2	Front/Rear	14X7	4-110	4+3	Satin Black w/Satin Black Ring	356BL147110SBBR44	LGD916	C356SB-110V
356BL Manx 2	Front/Rear	15X7	4-110	4+3	Machined Face/Machined Ring	356BL157110ACM-FMR44	LGD916	C356SB-110V
356BL Manx 2	Front/Rear	15X7	4-110	4+3	Satin Black w/Satin Black Ring	356BL157110SBBR44	LGD916	C356SB-110V
393 Lockout	Front	12x7	4-110	4+3	Matte Black	393-127110MB4	LGD916	C393AL
393 Lockout	Rear	12X8	4-110	4+4	Matte Black	393-128110MB4	LGD916	C393AL
393 Lockout	Front	12X7	4-110	4+3	Matte Black Machined Lip	393-127110MBML4	LGD916	C393AL
393 Lockout	Rear	15X8	4-110	4+4	Matte Black	393-158110MB4	LGD916	C393AL
393 Lockout	Front	15X7	4-110	4+3	Matte Black	393-157110MB4	LGD916	C393AL
545 Rocker	Front/Rear	14X7	4-110	4+3	Satin Black	545-147110SB44	LGD916	C545SB
545 Rocker	Front/Rear	14X7	4-110	4+3	Satin Gray w/Satin Black Lip	545-147110SGBL44	LGD916	C545SB
545 Rocker	Front/Rear	15X7	4-110	4+3	Satin Black	545-157110SB44	LGD916	C545SB
545 Rocker	Front/Rear	15X7	4-110	4+3	Satin Gray w/Satin Black Lip	545-157110SGBL44	LGD916	C545SB
547 Spirit	Front	12X7	4-110	4+3	Gloss Black Machined Face	547-127110GBMF4	LGD916	C547A
547 Spirit	Rear	12X8	4-110	4+4	Gloss Black Machined Face	547-128110GBMF4	LGD916	C547A
547 Spirit	Front	14X7	4-110	4+3	Gloss Black Machined Face	547-147110GBMF4	LGD916	C547A
547 Spirit	Rear	14X8	4-110	4+4	Gloss Black Machined Face	547-148110GBMF4	LGD916	C547A
548 Commander	Front	12X7	4-110	4+3	Matte Black Machined Face	548-127110MBMF4	LGD916	C550MB
548 Commander	Rear	12X8	4-110	4+4	Matte Black Machined Face	548-128110MBMF4	LGD916	C550MB
550 Five-Fifty	Front	12X7	4-110	4+3	Matte Black	550-127110MB4	LGD916	C550MB
550 Five-Fifty	Rear	12X8	4-110	4+4	Matte Black	550-128110MB4	LGD916	C550MB
551 Five-Fifty One	Front	12X7	4-110	4+3	Matte Black w/Red Ring	551-127110MBR4	LGD916	C550MB
551 Five-Fifty One	Rear	12X8	4-110	4+4	Matte Black w/Red Ring	551-127110MBR4	LGD916	C550MB
551 Five-Fifty One	Front	14X7	4-110	4+3	Matte Black w/Red Ring	551-147110MBR4	LGD916	C550MB
551 Five-Fifty One	Rear	14X8	4-110	4+4	Matte Black w/Red Ring	551-148110MBR4	LGD916	C550MB

2019 UTV APPLICATION GUIDE


This guide is for reference only and not a guaranteed fitment application.

**545
ROCKER UTV**



SATIN BLACK GUNMETAL

**356
MANX 2 UTV BEADLOCK**



SATIN BLACK MACHINED

**GV8BL
INVADER BEADLOCK**



SATIN BLACK GUNMETAL MACHINE FACE

**GV8
INVADER**



GUNMETAL MACHINE FACE

**112
ASSAULT**



GUNMETAL MACHINED FACE

**551
FIVE-FIFTY ONE**



MATTE BLACK WIRED RING

**393
LOCKOUT**



MATTE BLACK MATTE BLACK MACHINE FACE

**550
FIVE-FIFTY**



MATTE BLACK

**548
COMMANDER**



MATTE BLACK MACHINED FACE

**547
SPIRIT**



GLOSS BLACK MACHINED FACE

KUBOTA RTVX 900/1100/1120/1140 | 2015-2019 - LATE MODEL RTV-X KUBOTA WITH 4-110 PCD, IT REQUIRES TWO PIECES OF OUR PART # 300-204 LUG NUT

WHEEL STYLE	FRONT/REAR	SIZE	BOLT PATTERN	OFFSET	FINISH	PART #	LUG NUT	CENTER CAP
112 Assault	Front	12X7	4-110	4+3	Gunmetal Machined Face	112-127110GMMF4	LGD12& 300-204	C112GM-V
112 Assault	Rear	12X8	4-110	4+4	Gunmetal Machined Face	112-128110GMMF4	LGD12& 300-204	C112GM-V
112 Assault	Front	14X7	4-110	4+3	Gunmetal Machined Face	112-147110GMMF4	LGD12& 300-204	C112GM-V
112 Assault	Rear	14X8	4-110	4+4	Gunmetal Machined Face	112-148110GMMF4	LGD12& 300-204	C112GM-V
158 Buckshot	Front	12X7	4-110	4+3	Gloss Black Machined	158-127110BW4	LGD12& 300-204	C158A
356BL Manx 2	Front/Rear	14X7	4-110	4+3	Machined Face/Machined Ring	356BL147110ACM-FMR44	LGD12& 300-204	C356SB-110V
356BL Manx 2	Front/Rear	14X7	4-110	4+3	Satin Black w/Satin Black Ring	356BL147110SBBR44	LGD12& 300-204	C356SB-110V
356BL Manx 2	Front/Rear	15X7	4-110	4+3	Machined Face/Machined Ring	356BL157110ACM-FMR44	LGD12& 300-204	C356SB-110V
356BL Manx 2	Front/Rear	15X7	4-110	4+3	Satin Black w/Satin Black Ring	356BL157110SBBR44	LGD12& 300-204	C356SB-110V
393 Lockout	Front	12X7	4-110	4+3	Matte Black	393-127110MB4	LGD12& 300-204	C393AL
393 Lockout	Rear	12X8	4-110	4+4	Matte Black	393-128110MB4	LGD12& 300-204	C393AL
393 Lockout	Front	12X7	4-110	4+3	Matte Black Machined Lip	393-127110MBML4	LGD12& 300-204	C393AL
393 Lockout	Rear	15X8	4-110	4+4	Matte Black	393-158110MB4	LGD12& 300-204	C393AL
393 Lockout	Front	15X7	4-110	4+3	Matte Black	393-157110MB4	LGD12& 300-204	C393AL
545 Rocker	Front/Rear	14X7	4-110	4+3	Satin Black	545-147110SB44	LGD12& 300-204	C545SB
545 Rocker	Front/Rear	14X7	4-110	4+3	Satin Gray w/Satin Black Lip	545-147110SGBL44	LGD12& 300-204	C545SB
545 Rocker	Front/Rear	15X7	4-110	4+3	Satin Black	545-157110SB44	LGD12& 300-204	C545SB
545 Rocker	Front/Rear	15X7	4-110	4+3	Satin Gray w/Satin Black Lip	545-157110SGBL44	LGD12& 300-204	C545SB
547 Spirit	Front	12X7	4-110	4+3	Gloss Black Machined Face	547-127110GBMF4	LGD12& 300-204	C547A
547 Spirit	Rear	12X8	4-110	4+4	Gloss Black Machined Face	547-128110GBMF4	LGD12& 300-204	C547A
547 Spirit	Front	14X7	4-110	4+3	Gloss Black Machined Face	547-147110GBMF4	LGD12& 300-204	C547A
547 Spirit	Rear	14X8	4-110	4+4	Gloss Black Machined Face	547-148110GBMF4	LGD12& 300-204	C547A
548 Commander	Front	12X7	4-110	4+3	Matte Black Machined Face	548-127110MBMF4	LGD12& 300-204	C550MB
548 Commander	Rear	12X8	4-110	4+4	Matte Black Machined Face	548-128110MBMF4	LGD12& 300-204	C550MB
550 Five-Fifty	Front	12X7	4-110	4+3	Matte Black	550-127110MB4	LGD12& 300-204	C550MB
550 Five-Fifty	Rear	12X8	4-110	4+4	Matte Black	550-128110MB4	LGD12& 300-204	C550MB
551 Five-Fifty One	Front	12X7	4-110	4+3	Matte Black w/Red Ring	551-127110MBR4	LGD12& 300-204	C550MB
551 Five-Fifty One	Rear	12X8	4-110	4+4	Matte Black w/Red Ring	551-127110MBR4	LGD12& 300-204	C550MB
551 Five-Fifty One	Front	14X7	4-110	4+3	Matte Black w/Red Ring	551-147110MBR4	LGD12& 300-204	C550MB
551 Five-Fifty One	Rear	14X8	4-110	4+4	Matte Black w/Red Ring	551-148110MBR4	LGD12& 300-204	C550MB

2019 UTV APPLICATION GUIDE

This guide is for reference only and not a guaranteed fitment application.

**545
ROCKER UTV**



SATIN BLACK GUNMETAL

**356
MANX 2 UTV BEADLOCK**



SATIN BLACK MACHINED

**GV8BL
INVADER BEADLOCK**



SATIN BLACK GUNMETAL MACHINE FACE

**GV8
INVADER**



GUNMETAL MACHINE FACE

**112
ASSAULT**



GUNMETAL MACHINE FACE

**551
FIVE-FIFTY ONE**



MATTE BLACK WIRED RING

**393
LOCKOUT**



MATTE BLACK MATTE BLACK MACHINE FACE

**550
FIVE-FIFTY**



MATTE BLACK

**548
COMMANDER**



MATTE BLACK MACHINE FACE

**547
SPIRIT**



GLOSS BLACK MACHINE FACE

LUG NUTS

PART #	SIZE	DESCRIPTION	FINISH
300-201	3/8X24	17MMHX, 1.5 HGT	ATV ACORN CHROME
300-201B	3/8X24	17MM HX, 1.5 HGT	ATV ACORN BLACK
300-204	1/2X20	17MM HX, 1.5 HGT	ATV ACORN CHROME
300-204B	1/2X20	17MM , 1.5 HGT	ATV ACORN BLACK
300-206	12M X 1.25	17MM HX, 1.5 HGT	ATV ACORN CHROME
300-206B	12M X 1.25	17MM HX , 1.5 HGT	ATV ACORN BLACK
300-207	12M X 1.5	17MM HX, 1.5 HGT	ATV ACORN CHROME
300-207B	12M X 1.5	17MM HX, 1.5 HGT	ATV ACORN BLACK
300-208	10M X 1.25	17MM HX, 1.5HGT	ATV ACORN CHROME
300-208B	10M X 1.25	17 MM HX, 1.5 HGT	ATV ACORN BLACK
300-211	10MMX1.0	10MMX1.0 CHR LUG	ATV ACORN CHROME
LGD12	1/2X20	1/2x20	LUG BOLT ACORN CHROME
LGD716	7/16	1.9 HGT, .86 THREAD LENGTH	LUG BOLT ACORN CHROME
LGD916	9/16	1.9 HGT, .86 THREAD LENGTH	LUG BOLT ACORN CHROME