

THE
POWER HOUSE
Aerators & Fountains
INC.



Olympus Series
Display Fountains

Since 1976, The Power House, Inc. has manufactured durable, dependable, energy efficient equipment that has served the marine, aquaculture, golf course, waste water and landscaping industries diligently and without fail.

Never straying from our belief in building reliable and cost effective equipment, we focused our efforts to adding the Olympus Series Display Fountains to the The Power House, Inc. line. We strive to manufacture sturdy units that require low horsepower and low running amperage without sacrificing the height and diameter. Comparable brands require more horsepower and significantly more power consumption to achieve the same results. Each unit is simple to install and easy to maintain and each of our pattern nozzles can be changed in a matter of minutes. Four different motor options and eight gorgeous pattern options combine for spectacular beauty worthy of each Greek god/goddess for which they were named:

Aphrodite, Artemis, Athena, Aurora, Eros, Hermes, Orion, Pontus, & Poseidon

- ranging from .33-hp to 3-hp.

2-year warranty is included
Lighting accents available



Orion

Sixteen angled streams combine to create a modern take on an industry mainstay, the classic circular-V pattern.

.33-hp	7' h x 30' dia
.5-hp	8' h x 30' dia
1-hp	8' h x 40' dia
1.5-hp	11' h x 50' dia
3-hp	19' h x 55' dia



Artemis

Sixteen angled sprays surround the base of Artemis while eight taller trumpeting streams fill the center.

.33-hp	10' UH x 5' LH x 30' dia
.5-hp	11' UH x 7' LH x 30' dia
1-hp	12' UH x 8' LH x 35' dia
1.5-hp	18' UH x 11' LH x 45' dia
3-hp	20' UH x 13' LH x 45' dia



Athena

Four clusters of angled outside streams create a majestic crowning effect that surround four taller center streams.

.33-hp	11' UH x 8' LH x 30' dia
.5-hp	13' UH x 10.5' LH x 40' dia
1-hp	13' UH x 10.5' LH x 40' dia
1.5-hp	20' UH x 12' LH x 45' dia
3-hp	20' UH x 15' LH x 50' dia



Poseidon

Eight heavy 45 degree streams surround a single center geyser to create Poseidon's lotus-like form.

.33-hp	11' UH x 9' LH x 30' dia
.5-hp	11' UH x 7' LH x 30' dia
1-hp	11' UH x 8' LH x 35' dia
1.5-hp	21' UH x 12' LH x 45' dia




Eros

** Available in .33-hp only

Simple in design, Eros' classic crowning profile not only provides elegance, but heavy consistent streams of water flow throughout the entire body.

Upper Height: 8'-6"
Lower Height: 7'
Diameter: 15'



Hermes

A willow effect is formed from 10 heavy streams that symmetrically rise and trumpet out at the top.

.33-hp 11' h x 7' dia
.5-hp 13' h x 5' dia
1-hp 15' h x 5' dia
1.5-hp 22' h x 5' dia
3-hp 22' h x 5' dia



Aphrodite

** Available in .33-hp only

Two multi-layered bottom crowning patterns are divided by a single center spray in this 3-tier display.

Upper Height: 11'
Mid Height: 9'
Lower Height: 8'
Total Diameter: 24'



Aurora

** Available in .33-hp only

In 2 very distinct tiers, Aurora's low lying umbrella and high rising center trumpet streams create a lovely daffodil profile.

Upper Height: 8'
Lower Height: 2'-6"
Diameter: 10'



Pontus

3 strong tiers carry heavy streams of water to form this trident-like upward bodied fountain.

<i>1.5-hp</i>	<i>3-hp</i>
Upper Height: 16'	Upper Height: 25'
Middle Height: 14'	Middle Height: 18'
Lower Height: 12'	Lower Height: 14'
Diameter: 22'	Diameter: 20'

Legend

UH = upper height
LH = lower height
dia = diameter
h = height

The Olympus Series Display Fountains make it very simple to keep your pond or lake current with a variety of changeable patterns. Each unique nozzle has a look of its own and can fit the needs of ponds both large and small. The .33-hp Olympus has a versatile selection of patterns that range from 7' in diameter all the way up to 30'. Our 1.5-hp Olympus offers height and diameter that can rival comparable brands that require as much as 2 more horsepower. And our favorite feature, you can screw the nozzles on and off just like a light bulb, allowing more time to spend enjoying each beautiful pattern.

 No tools required!

Nozzles for .33-hp:

- *Aphrodite*
- *Artemis*
- *Aurora*
- *Athena*
- *Eros*
- *Hermes*
- *Orion*
- *Poseidon*

Nozzles for .5- & 1-hp:

- *Artemis*
- *Athena*
- *Hermes*
- *Orion*
- *Poseidon*

Nozzles for 1.5-hp:

- *Artemis*
- *Athena*
- *Hermes*
- *Orion*
- *Pontus*
- *Poseidon*

Nozzles for 3-hp:

- *Artemis*
- *Athena*
- *Hermes*
- *Orion*

		Voltage	Running Amps	Cord Lengths (ft)
<i>Aphrodite</i>	.33-hp	115	7.9	50,100 & 150
		230	3.95	50,100 & 150
<i>Artemis</i>	.33-hp	115	7.9	50, 100 & 150
		230	3.95	50, 100 & 150
	.5-hp	115	9.7	100 & 150
		230	7.9	100 & 150
	1-hp	230	8.4	100, 150, 200 & 250
	1.5-hp	230	9.4	100, 150, 200 & 250
3-hp	230	16.7	100, 150, 200 & 250	
<i>Athena</i>	.33-hp	115	7.9	50, 100 & 150
		230	3.95	50, 100 & 150
	.5-hp	115	9.7	100 & 150
		230	7.9	100 & 150
	1-hp	230	8.4	100, 150, 200 & 250
	1.5-hp	230	9.4	100, 150, 200 & 250
3-hp	230	16.7	100, 150, 200 & 250	
<i>Aurora</i>	.33-hp	115	7.9	50, 100 & 150
		230	3.95	50, 100 & 150
<i>Eros</i>	.33-hp	115	7.9	50, 100 & 150
		230	3.95	50, 100 & 150
<i>Hermes</i>	.33-hp	115	7.9	50, 100 & 150
		230	3.95	50, 100 & 150
	.5-hp	115	9.7	100 & 150
		230	7.9	100 & 150
	1-hp	230	8.4	100, 150, 200 & 250
	1.5-hp	230	9.4	100, 150, 200 & 250
3-hp	230	16.7	100, 150, 200 & 250	
<i>Orion</i>	.33-hp	115	7.9	50, 100 & 150
		230	3.95	50, 100 & 150
	.5-hp	115	9.7	100 & 150
		230	7.9	100 & 150
	1-hp	230	8.4	100, 150, 200 & 250
	1.5-hp	230	9.4	100, 150, 200 & 250
3-hp	230	16.7	100, 150, 200 & 250	
<i>Pontus</i>	1.5-hp	230	9.4	100, 150, 200 & 250
	3-hp	230	16.7	100, 150, 200 & 250
<i>Poseidon</i>	.33-hp	115	7.9	50, 100 & 150
		230	3.95	50, 100 & 150
	.5-hp	115	9.7	100 & 150
		230	7.9	100 & 150
	1-hp	230	8.4	100, 150, 200 & 250
1.5-hp	230	9.4	100, 150, 200 & 250	


♦ minimum depth ranges from 24" to 48"

Lighting Accents

Looking to add even more “wow” factor to your Olympus Series Display Fountain? Take a look at our different lighting packages. You can illuminate your water feature with bright white light and color by selecting LED kits by The Power House, Inc. For our .33-hp Olympus, the 3-watt LED kit offers a variety of colors and patterns in many different timed settings. Simply unplug, wait a few seconds and plug back in to choose each stunning option. For our larger models, the new LED light kit shoots a burst of bright white illumination throughout each majestic pattern from (2/3) 6- or 18-watt bulbs placed around the float. Each lighting option was specifically tested and chosen to fit its respective fountain assembly to ensure long lasting bright lights that make our Olympus Series Display Fountains a feature that can be enjoyed around the clock.



The Power House, Inc. Lighting Accents have been designed to operate in temperatures above 32 °F (0 °C). Damage will occur to units if they are left in freezing water and/or allowed to operate after sitting in freezing water. The Power House, Inc. will not be held responsible or libel for damage to the unit as a result of operating the unit in temperatures at or below 32 °F (0 °C).



LED Lighting (color) - Package for .33-hp units

(3) 3-watt LED with timer; array of 9 colors
Cord Lengths available in 50', 100', 150' & 200'

LED Lighting (white) - Package available for .33-hp

(2) 6-watt white LED lights
Cord Lengths available in 100', 150', 200' & 250'


LED Lighting (white) - Package available for .5- & 1-hp

(2) 18-watt white LED lights
Cord Lengths available in 100', 150', 200' & 250'

LED Lighting (white) - Package available for 1.5- & 3-hp

(3) 18-watt white LED lights
Cord Lengths available in 100', 150', 200' & 250'
(115V or 230V conversion without the need for a transformer)

Staying true to our dedication to energy efficiency and cost, The Power House, Inc. wants to keep you in complete control of your equipment. That is why we make timers available and secified for our Olympus Series. On top of the efficiency, the added convenience of keeping operation hands free as well as the ability to track the kilo -watt hours you are using against your bill make timers a no-brainer. Timers and control boxes are available for all fountains and lighting kits, and can be purchased in either 115V or 230V.



Olympus Specifications

- Unit shall be a ___hp, ___volt, 60 cycle, ___phase vertical pump type fountain
- Unit shall consist of motor assembly, heavy-duty float with anti-fouling screen that surrounds the motor assembly.
- Motor assembly shall be rugged and dependable designed to handle heavy sediment and unique water chemistries often present in fountain applications. Featuring corrosion-resistant construction materials to withstand harsh conditions in fresh water. The motor shell shall be constructed of 316 stainless steel. The motor shaft shall be #303 stainless steel, with motor shaft nitrile rubber slinger to prevent sand and dirt from accumulating. The assembly shall also contain an internal heavy-duty, hard-faced mechanical seal with stainless steel components to keep assembly watertight.
- Unit shall come complete with ___ft. of water resistant power cord.
- Motor is attached to either a 27" or a 41" PVC plate and bolted to float for easy installation. All stainless bolts and lockwashers are used.
- Float assembly shall be of a 5-year UV resistant ABS plastic. Assembly shall come complete with two (2) eye-bolts and two (2) 25' lengths of 3/8" polypropylene rope.

Individuals should not enter water when unit is in operation.

The Power House, Inc. Aerators & Fountains have been designed to operate in temperatures above 32 °F (0 °C). Damage will occur to Aerator and Fountain units if they are left in freezing water and/or allowed to operate after sitting in freezing water. The Power House, Inc. will not be held responsible or libel for damage to the unit as a result of operating the unit in temperatures at or below 32 °F (0 °C).

The Power House, Inc. is committed to providing the finest fountains/aerators available in the marketplace. As a result, specifications are subject to change without notice.

