



# MODULINE<sup>®</sup>

MODULAR ALUMINUM CABINETS

## ProII<sup>™</sup> SERIES ALUMINUM CABINETS



### MOBILE APPLICATIONS



HOME OF

**QuikDraw<sup>®</sup>**  
Single Action Latch System  
Pat # 9,149,117



## Precision Commercial Aluminum Cabinets

Moduline is the leading manufacturer of aluminum cabinetry for specialized commercial environments.

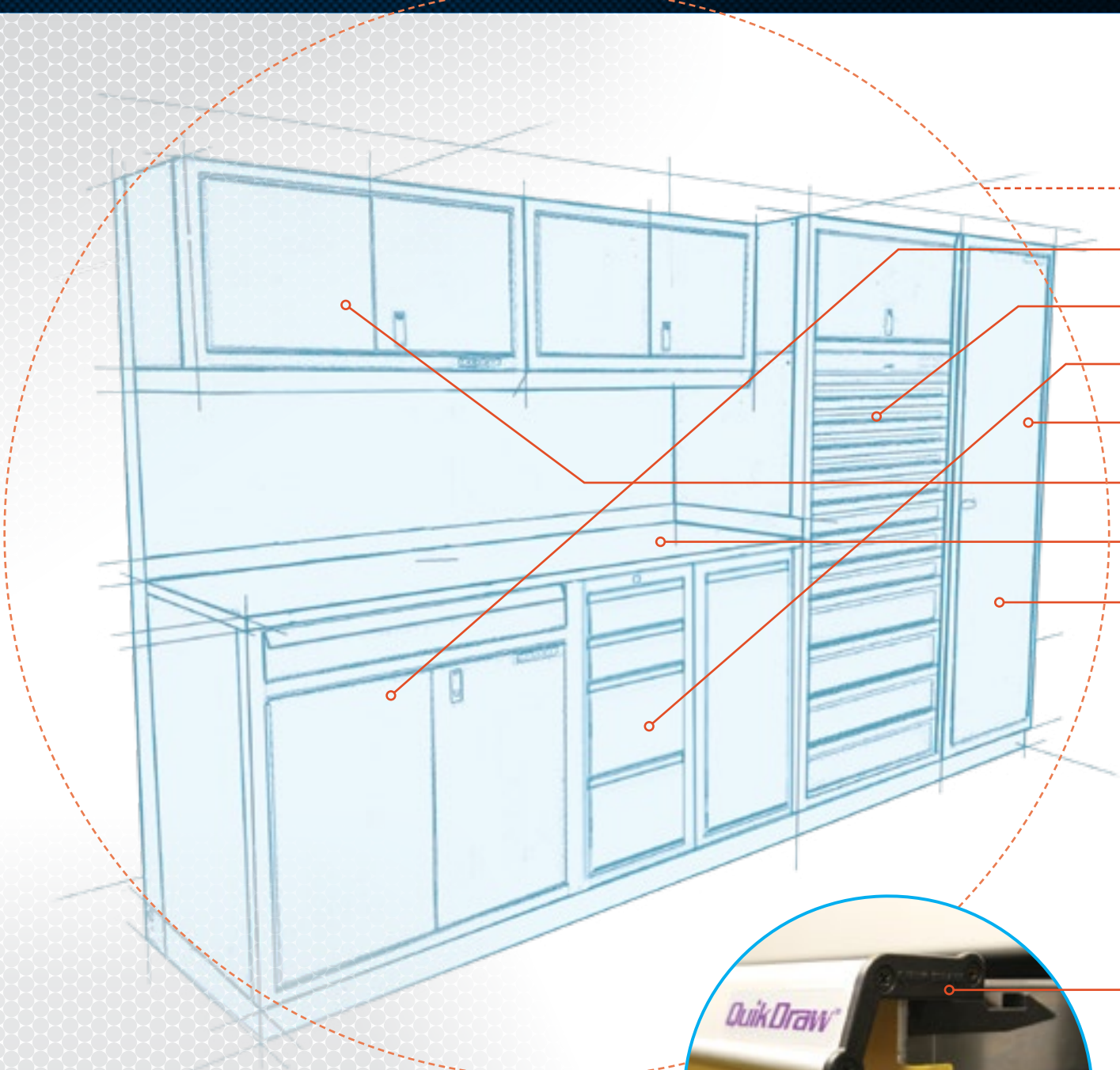
Whether your application is high-tech, industrial, mechanical, military or mobile, we specialize in providing versatile cabinet solutions, with unparalleled quality, appearance and performance.

Proudly designed and manufactured in the USA, Moduline precision aluminum cabinets are the result of decades of development, attention to detail and our commitment to deliver the absolute finest aluminum cabinetry and product support on the market.



[MODULINECABINETS.COM](http://MODULINECABINETS.COM)  
888-343-4463

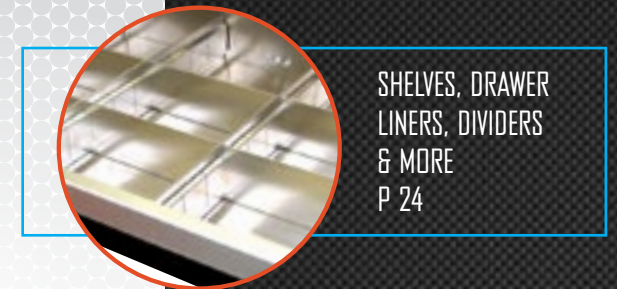





**C O N T E N T S**

- **PROII™ CABINET COMBINATIONS** — PP 18-23
- **BASE CABINETS** — P 10
- **DRAWER CABINETS & TOOL CHESTS** — P 11
- **PARTS BIN, WASTE/RECYCLE BIN, FILE CABINETS** — P 12
- **CLOSETS** — P 14
- **WALL & CORNER CABINETS, LIGHT SHIELDS** — P 15
- **COUNTERTOPS & BRACES** — P 16
- **EXTRA TALL & WHEEL WELL CABINETS™** — P 17

**OPTIONS+  
ACCESSORIES**



SHELVES, DRAWER LINERS, DIVIDERS & MORE  
P 24



LIGHT SHIELDS, POWER GRID & MORE  
P 25



FOLDING WORKSTATIONS, OIL RACKS & MORE  
P 27



FOLDING TABLES, BEDS & MORE  
P 27

**H I G H L I G H T S**

**FEATURES BREAKDOWN** — PP 6-7  
The facts and details you want to know

**PATENTED FEATURE! QUIK DRAW®!** — PP 8-9  
An in-depth look at our latest technology  
(Pat # 9,149,117)



**Quik Draw®**  
Single Action Latch System  
Pat # 9,149,117

**QUIK DRAW®! OUR PATENTED TECHNOLOGY. SEE PAGE 8-9**



**Quik Draw®**  
Single Action Latch System



DESIGNED FOR MOBILE APPLICATIONS: FROM RACE TRAILERS TO SPECIALTY VEHICLES

FEATURES

### Innovative Mobile Solutions

**PROII™** Series Modular Cabinets are designed to fit any mobile space available — from new Generation Utility Vans to full size Fun Movers. Unlike plastic or resin, our aluminum cabinets won't attract dust or cause static shock (which is comforting when storing flammable material). Aluminum is also resistant to discoloration and fingerprints — Moduline aluminum cabinets will consistently maintain their "like new" appearance.

### Built to Endure

Our cabinets are designed and built to meet the challenges of your mobile environment day in and day out. Unlike steel or wood, our **PROII™** Aluminum cabinets won't rust or deteriorate if exposed to moisture. We're so confident that our aluminum cabinets are the best solution for your mobile application that we back them with a lifetime warranty.



### Standard and Custom Sizes

Most customers find that our in-stock cabinets are a perfect fit. However, any of our cabinets can be sized for a custom fit.

Solid aluminum, stainless steel, or butcher block countertops (p 16)

Extra rigid, integrated aluminum frames

Fully adjustable shelf system (p 24) (2.25" increments)

Double wall construction doors

Pull-out shelves available for easy accessibility (p 24)

Trigger Latch keeps doors securely closed

Clear anodized & sealed aluminum front frames

Premium Aluminum Drawer Dividers (p 25)

**NEW! Quik Draw**  
Single Action Latch System  
Pat # 9,149,117  
Quik Draw® Single action latch system (pp 8-9)

Optional 2" or 4" Toe Kick Riser™ for easy leveling of base cabinets (p 24)

High gloss finish, available in red, white, blue, black, yellow and light gray. Clear anodized and custom colors also available.

red blue white black yellow lt. gray



**QuikDraw®**  
Single Action Latch System  
Pat # 9,149,117

Drawers Stay Securely Closed  
Especially in Transport!



whisper quiet, one-finger operation

- SAFETY**  
Drawers stay securely closed, especially in transport.
- INNOVATION**  
Patented design sacrifices NO drawer capacity.
- EASE-OF-USE**  
Smooth, whisper-quiet, one-finger operation.

Standard on Every Drawer!




Single Action Latch System

**QuikDraw®**  
Single Action Latch System  
Pat # 9,149,117

Moduline is proud to offer our latest patented technology: the Quik Draw® Single Action Latch System — now on every drawer we make. Drawers stay securely closed without locks — even in transport — ideal for mobile applications. Effortlessly lift anywhere along the handle to release the latch — so easy you can do it with one finger. The dual mechanisms on each end of the handle work independently to ensure the most secure closure while **sacrificing NO drawer space.** Characteristic of the high quality Moduline is known for is the smooth, whisper quiet operation.




## BASE CABINETS



- 1 Base cabinets are 36" tall — choose 18", 24", or 36" depth
- 2 Mix and match the widths to create the layout you want
- 3 Add optional Toe Kick Riser™, drawers, shelves and locks
- 4 Remember to leave room for drawer cabinets and closets

## DRAWER CABINETS + TOOL CHESTS



- 1 Choose your depth and width to create the perfect fit
- 2 Choose the number of drawers you want for each drawer unit
- 3 Drawer cabinets can stand alone or be integrated with base cabinets
- 4 Add optional dividers, Toe Kick Riser™ then select countertop

Add an optional 4" Quik Draw® to any base cabinet.



Optional 2" or 4" Toe Kick Riser™ See p 24



**Quik Draw®**  
Single Action Latch System

Now standard on every drawer!  
(see pp 8-9)


## FEATURES

## OPTIONS

Adjustable or slide-out shelves.  
(see p 24)

2" or 4" Toe kick  
(see p 24)

Door locks available



59" DRAWER CABINET WITH WALL CABINETS



59" DRAWER CABINET WITH WALL CABINET & 4" TOE KICK RISER™

Quik Draw® — Now Standard on every drawer!  
See pp 8-9



### Base Cabinet Features:

- Base cabinets are 36" high, with a choice of 18", 24" or 30" depth
- Many standard sizes available (see price list). Call for custom sizes.

### Base Cabinet Options:

- 4" Quik Draw® (add prefix "SD" to part number – see pp 8-9)
- 2" or 4" Toe Kick Riser™ (see p 24)
- Pull-out or adjustable shelves (see p 24)
- Aluminum, stainless steel or butcher block countertop (see p 16)
- Backs not required, but available (see price list)
- Bottoms not required, but available if needed (see p 24)
- Locking latches available

### Drawer Cabinet Features:


- **NEW QUIK DRAW®** — effortless, single action, drawers stay securely closed (see pp 8-9)
- Units stand alone and stay strong and tight even under extreme conditions
- Full extension smooth ball bearing drawer slides

### Drawer Cabinet Options:


- 2" or 4" Toe Kick Riser™ (see p 24)
- Drawer dividers and liners (see p 25)
- Aluminum, stainless steel or butcher block countertop (see p 16)
- Backs not required, but available (see price list)
- Bottoms not required, but available if needed (see p 24)



# PARTS BIN, WASTE BIN + FILE CABINETS

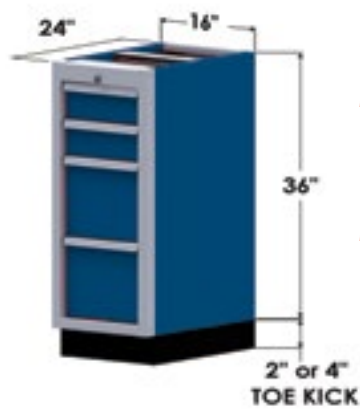
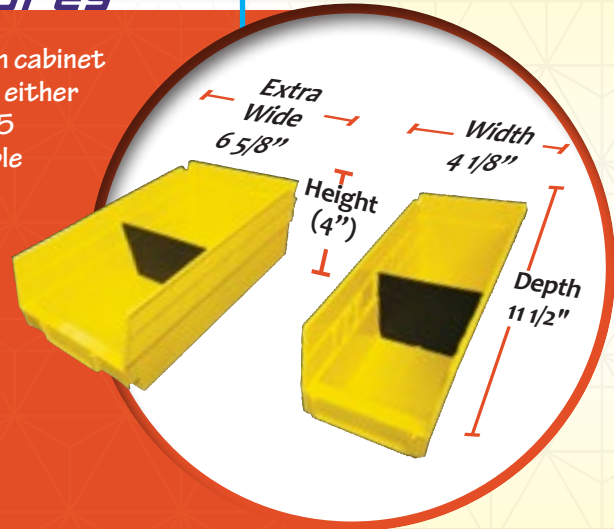


- 1 Choose the Parts Bin, Waste Bin & Filing Cabinets you need.
- 2 Choose wide or extra wide bins for the Parts bin cabinet
- 3 Choose the modular filing cabinet for storage/filing
- 4 Add optional Toe Kick Riser™. All drawers come with Quik Draw®!



## FEATURES

Parts bin cabinet includes either 15 or 25 removable plastic bins



### Bin and File Cabinet Features:


- All drawers feature Quik Draw®! (see pp 8-9)
- Parts bin cabinet includes either 15 or 25 removable plastic bins
- Waste/Recycle bin cabinet includes durable, high quality, easy-to-remove plastic bin

### Bin and File Cabinet Options:

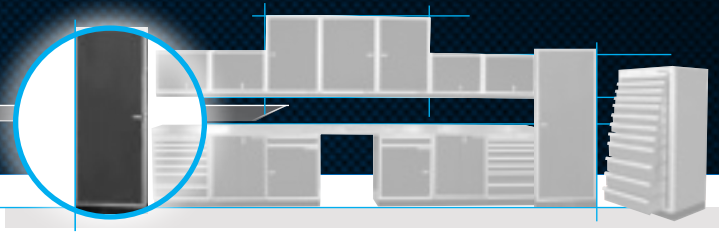
- 2" or 4" Toe Kick Riser™ (see p 24)
- Available aluminum, stainless steel or butcher block countertop (see p 16)



Robbie Knievel gives his Moduline Cabinets two thumbs up!



# CLOSETS



- 1 Choose from three different depths - see price insert
- 2 Mix and match widths to create the layout you want
- 3 Add optional shelves, locks and Toe Kick Riser™ to any closet
- 4 Backs are not required, but optional if needed



## OPTIONS

Add optional adjustable or slide-out shelves. (see p 24)

2" or 4" Toe kick (see p 24)



## UNDER CABINET LIGHT SHIELD + LED LIGHTING

- Eliminates glare and deflects light to work surface
- Installs easily through pre-punched holes
- Perfectly conceals LED lighting (sold separately, p 25)
- Achieve a clean appearance with available returns to close ends
- Mounting hardware included



Add optional adjustable shelves. (See p 24)

Under Cabinet Light Shield and Lighting, (left and p 25)



## OPTIONS

Add optional adjustable shelves. (See p 24)

Under Cabinet Light Shield and Lighting, (left and p 25)



- Closet Features:**
- Multiple widths and depths for a range of solutions
  - Both left-hand and right-hand swing doors available
- Closet Options:**
- 2" or 4" Toe Kick Riser™ (see p 24)
  - Bottoms not required, but available (see p 24)
  - Pull-out or adjustable shelves (see p 24)
  - Closet pole kit (Part# POLE KIT, see p 24)
  - Backs not required, but available (see price list)
  - Locking latches available




- Wall/Corner Cabinet Features & Options:**
- Optional under-cabinet light shield (see p 25)
  - Optional adjustable shelves (see p 24)
  - Locking latches available
  - Backs are not required, but available (see price list)
- \* Available with double doors or single lift up doors



▲ 36" HIGH CORNER CABINET

# WALL + CORNER CABINETS + LIGHT SHIELDS



- 1 Select the cabinet depth and height that meet your needs
- 2 Mix & match widths to create the perfect layout for your trailer
- 3 Add optional light shield, shelves and locks to any cabinet
- 4 Backs are not required, but optional if needed



## OPTIONS



## COUNTER TOPS



- 1 Choose Solid Aluminum, Stainless Steel or The Bally Block Company Solid Butcher Block
- 2 Choose Depth Based on your Base Cabinets or Drawer Cabinets. Any length can be created
- 3 Add Under-counter braces wherever Base Cabinet is left open (if applicable)

Choose flange folded down where desired




## OPTIONS

Choose:

Solid Aluminum

Stainless Steel

Bally Company  
Butcher Block



Use  
Concealed  
Counter  
Brace  
where  
necessary


### COUNTER BRACE:

- Use to support counter where Base Cabinet is omitted (to create open space) or for "L" shape configurations
- Made from high quality aluminum for rigid support


## OPTIONS

Optional  
adjustable  
shelves  
(see p 24)

Door locks  
Available




## EXTRA TALL + WHEEL WELL CABINETS



- 1 Choose the cabinet depth and height that best suits your needs
- 2 Mix & match widths to create your perfect layout
- 3 Add options, light shield, shelves and locks
- 4 Backs are not required, but optional if needed

Add an  
optional  
lock to any  
cabinet door



Extra Tall Wall  
Cabinets are 59"  
or 75" tall

## OPTIONS


Add optional  
under cabinet  
light shields  
(See p 15  
& p 25)



### Counter Top Features:

- Choose 1/8" thick solid aluminum, .075" thick polished stainless steel or 1 3/4" thick Butcher Block by the Bally Block Company
- Custom fabricated to any length, ready to install on any Base Cabinet or Drawer Cabinet configuration
- Back and side splash guards standard with aluminum and stainless steel counter tops
- Optional Workbench Mat (see p 24)

\*12' or longer requires 2 sections or more



### Extra Tall & Wheel Well Features:

- Available with left- or right-hand swing door
- Choose low or center latch height

### Extra Tall & Wheel Well Options:

- Add 2" or 4" Toe Kick Riser™ (see p 24)
- Add Adjustable shelves (see p 24)
- Add Locking latches
- Backs available, but not required (see price list)



THREE EXTRA  
TALL CABINETS  
WITH TWO  
FOLDING  
WORKSTATIONS  
(SEE PAGES  
26-27)




32" WIDE V-NOSE TRAILER

#1201



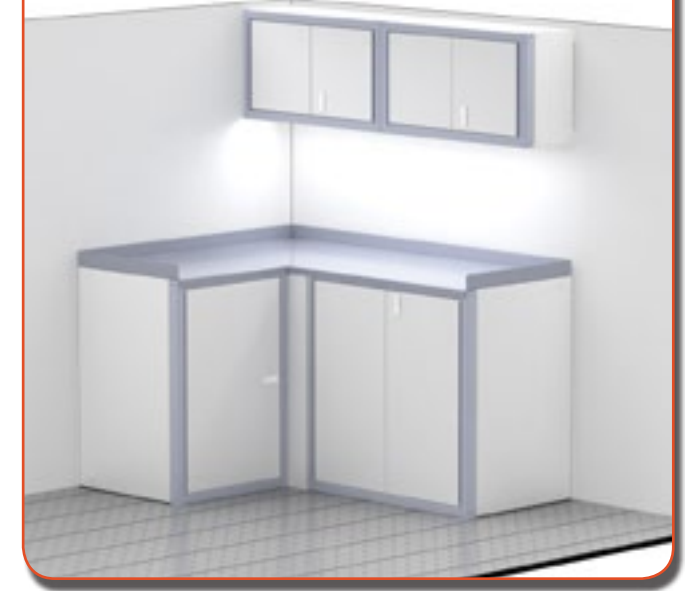
64" WIDE TRAILER

#2201



64" WIDE TRAILER

#2202



80" WIDE TRAILER

#3202



80" WIDE V-NOSE TRAILER

#1202



80" WIDE V-NOSE TRAILER

#1203



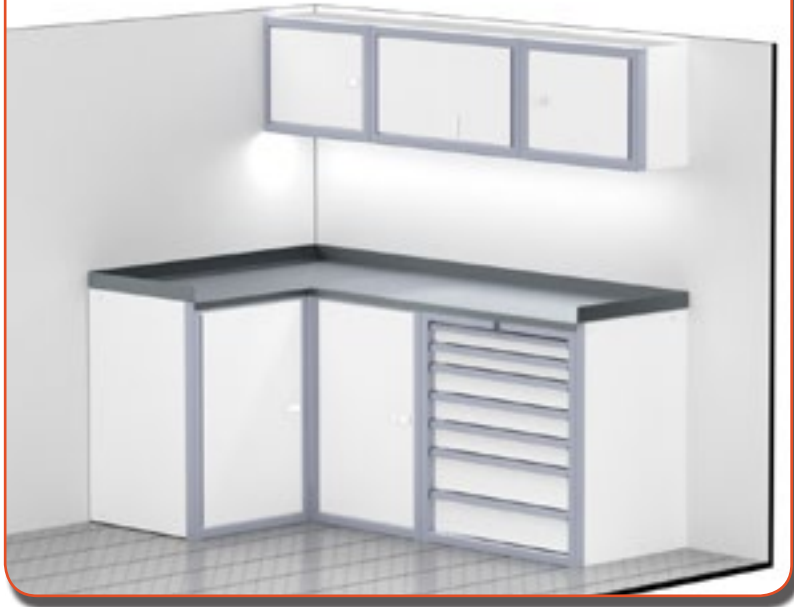
When you're unsure of the exact Moduline cabinet layout you need for your mobile application, we can help make the process easier with our pre-configured combinations. Choose from 80" to 96" combinations that offer versatility and durability in a cost-effective package. Plus, you can customize any combination you see to meet your specific needs. Still not sure? Contact a Moduline representative who will help you find the perfect solution for your space.

Moduline's modular cabinet combinations come complete with these exceptional features:

- Quik Draw® single action latch system on every draw
- Solid Aluminum Countertops
- Clear anodized and sealed frames
- High-Gloss Finish
- Fully adjustable shelf system (2.25" increments)
- Chrome textured trigger latches
- Lifetime Warranty

80" WIDE TRAILER

#3203



80" WIDE TRAILER

#3205



96" WIDE TRAILER

#4201



96" WIDE TRAILER

#4203



80" WIDE TRAILER

#3204



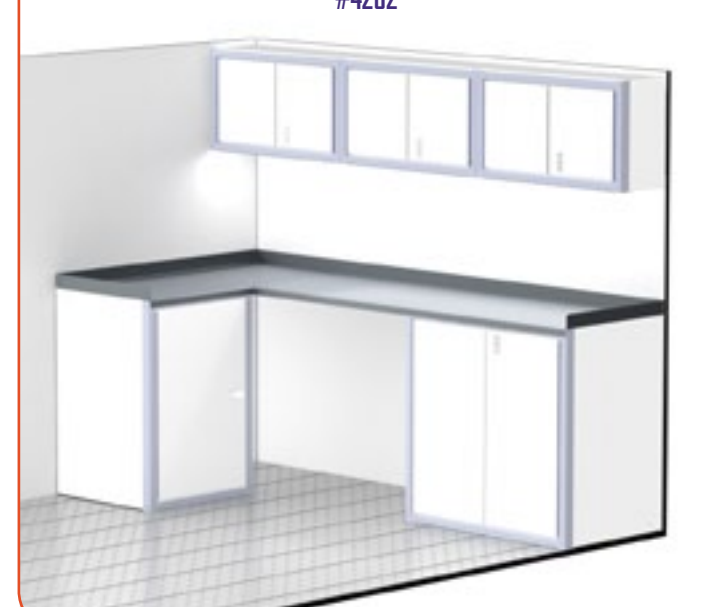
80" WIDE TRAILER

#3206



96" WIDE TRAILER

#4202



96" WIDE TRAILER

#4204



96" WIDE TRAILER

#4205



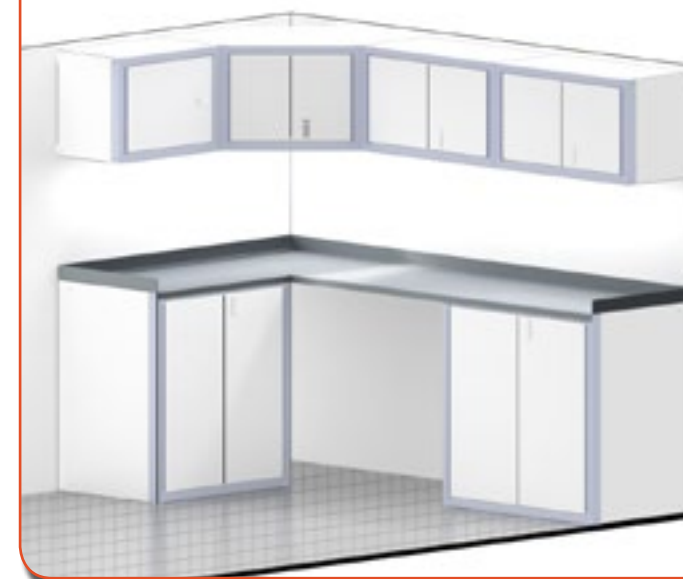
96" WIDE TRAILER

#4207



96" WIDE TRAILER

#4209



96" WIDE TRAILER

#4211



96" WIDE TRAILER

#4206



96" WIDE TRAILER

#4208



96" WIDE TRAILER

#4210



96" WIDE TRAILER

#4212





**ADJUSTABLE SHELVES**

**Features:**

- Shelves slide into back of frame and bolt to the front for superior strength
- Complete with all installation hardware
- Manufactured from premium high alloy aluminum
- Highly resistant to mold, mildew, corrosion, and discoloration
- Will not attract dust and will not cause static shock unlike plastic or resin

**Easy access to hard-to-reach items**

**ALUMINUM PULL OUT SHELF/DRAWER**

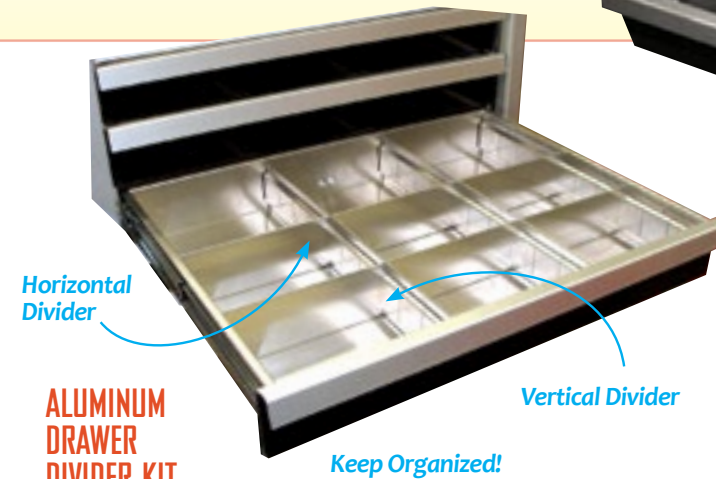
- Fits ALL ProII Cabinets and Closets
- Provides easy access for all items
- Fully adjustable height
- Opens to full extension
- Slides on smooth ball bearing slides
- Complete with all installation hardware
- Great for storing large, bulky items



**SHELF & DRAWER LINER**

**Moduline Extreme Liner™ Features:**

- PVC coated polyester, solid, black material (not mesh)
- Protects tools from scratching and marring
- Minimum length 10 feet
- Easy to trim for a perfect fit



**ALUMINUM DRAWER DIVIDER KIT**

- Each kit includes 6 removable horizontal dividers, 4 vertical dividers, and installation hardware
- Custom fit for Moduline drawers
- Removable horizontal dividers adjust for any size parts
- Keeps parts separated and organized



**PLASTIC DRAWER-BINS**

- Perfect for organizing parts and hardware
- High impact polystyrene (HIPS)
- Choose the layout that fits your needs.
- Available in three layouts for small, medium & large parts.



**OPTIONAL CLOSET POLE KIT**  
any width Part # POLE KIT



**OPTIONAL CABINET BOTTOMS**  
multiple widths and depths



**16 SERIES WALL CABINETS**

Low profile trigger latches keep doors securely closed and have a textured chrome finish that looks great. Latches are spring loaded providing a built in handle when unlatched. Latch guards protect mechanism on inside of door. (locking latches available)



**OPTIONAL 2" OR 4" TOE KICK RISER™**  
Allows for easy and concealed leveling of base cabinets and closets to compensate for uneven floors.  
Part # "TK" specify 2" or 4"



**UNDER CABINET LIGHT SHIELD** *Brighten your work area!*

- Eliminates glare and deflects light to work surface
- Installs easily through pre-punched holes
- Perfectly conceals LED lighting (sold separately)
- Available returns close for a clean appearance
- Mounting hardware included

**LED WORK LIGHTS**

- Easily install under wall cabinets
- Safe: stays cool to the touch
- Efficient: Low power draw
- Powerful LED modules brighten up work surface
- Manufactured by International Light Technologies



**WORKBENCH MAT** Available in any length, minimum 4 feet

- 5/32" thick black vinyl
- Diamond-tread pattern prevents slippage
- Absorbs shock when working on the bench
- Vinyl material resists grease, oils and many chemicals
- Available in any length (4 foot minimum)
- For all countertops up to 36" deep

**POWER GRID**

- Perfect and convenient way to incorporate electrical, air and USB
- Beautiful brushed stainless steel finish goes well with any of our countertop materials
- Pre-punched access holes for easy wiring
- Available in three lengths that can combine to fit your length
- End caps create a clean finished appearance



**FOLDING WORKSTATION**


- Completely assembled, ready to install: create an instant, concealable workspace
- Available 24" or 44" wide (fold-out aluminum bench is 22" or 42" wide)
- Open bench is 20.5" deep and x 1.75" thick reinforced aluminum
- Closed position is 22.5" h x 6.5" d
- High quality aluminum, wall mounted workstation supports heavy loads
- Durable red, white, black or yellow baked enamel finish
- Steel hinge pins, bench supports and pivot points for maximum strength and wear resistance
- Top locks securely in open and closed position
- Two 4 1/2" d shelves for tools/supplies
- UPS shipping available on this item
- 24" wide - Part #24FW
- 44" wide - Part #44FW



24" wide folding workstation

Closed position folds to only 6.5" Deep!

44" wide folding workstation  
Open position is 3 1/2 feet wide!



**FOLDING BED**

- Completely assembled, ready to install.
- Great for RVs, trailers and vehicles.
- Black powder coated steel frames
- Extremely durable, weather resistant fabrics available in Northshore Charcoal or Pacific Black colors
- All top quality materials
- Amazing comfort and stability

**OIL RACK**

- Fully assembled, ready to install
- Holds containers up to 4.5" diameter
- Durable white or black baked enamel finish
- Precision hardware construction for greatest strength
- 36"H x 5.5"D x 24.5"W
- Black (#36DC-B) or White (#36DC-W)



Oil Rack

Large Rack



Small Rack



**LARGE OR SMALL ALUMINUM FOLD-OUT SHELF RACK**

- Neatly store bottles, cans, cleaners, degreasers, paper towels
- Includes aluminum fold-out shelf
- Large Rack holds containers up to 4.5" diameter
- Small Rack holds containers up to 3.5" diameter
- Manufactured from premium high alloy aluminum
- Durable white baked enamel finish.

**FUEL JUG HOLDER**

- Neatly store fuel jugs or other gear
- Simple assembly required with hardware provided
- Premium high alloy aluminum
- Can be mounted on floor or walls
- Each unit holds one fuel jug
- Fuel Jug not included



**ALUMINUM FOLDING TABLE**

- Premium high alloy aluminum top
- Strongest available and very lightweight!
- Hat-bracing for maximum strength and rigidity
- Heavy duty folding tubular legs lock in open position
- Optional Easy Trailer Mounting Kit holds folded table securely in trailer or vehicle when not in use.



**PREMIUM INDUSTRIAL SPRING DRIVEN REELS Series 4000 & 5000**

Reelcraft's Series 4000, 5000 and 5005 reels are all steel construction and compact for a wide range of applications with critical space requirements. A full flow shaft and swivel assures maximum product delivery. LOW PRESSURE/AIR WATER REELS. Maximum temperature 150° F (65° C)

Model	Hose I.D.	Hose Length	Max PSI	(M) NPTF Hose Outlet	(F)NPTF Reel Inlet	Dimensions L x W x H (in.)	Weight (lbs)
4425 OLP	1/4"	25'	300	1/4"	3/8"	12 7/8 x 5 3/8 x 12 7/8	19
4435 OLP	1/4"	35'	300	1/4"	3/8"	12 7/8 x 5 3/8 x 12 7/8	20
5450 OLP	1/4"	50'	300	1/4"	3/8"	13 1/2 x 6 x 14 1/2	26
4625 OLP	3/8"	25'	300	1/4"	3/8"	12 7/8 x 5 3/8 x 12 7/8	22
5635 OLP	3/8"	35'	300	1/4"	3/8"	13 1/2 x 6 x 14 1/2	25
5650 OLP	3/8"	50'	300	1/4"	3/8"	16 1/2 x 6 x 17 1/2	36
A5825 OLP	1/2"	25'	300	1/2"	3/8"	13 1/2 x 6 x 14 1/2	29
A5850 OLP	1/2"	50'	300	1/2"	3/8"	16 1/2 x 7 x 17 1/2	44



Series 4000 : 4625 OLP

**TERMS AND CONDITIONS**

**Payment Terms:** We accept: VISA, MC, American Express, PayPal, cash and check. The Charge for credit card purchases will appear on your Credit Card Statement as: Gill Metal Fab, the manufacturer of Moduline Aluminum Cabinets. Payment by check must be received and processed prior to shipment. Custom and sizable orders require 50% down with payment in full before shipment.

**Lifetime Warranty:** For complete details about our Lifetime Warranty please visit [www.modulinecabinets.com/warranty](http://www.modulinecabinets.com/warranty)

**Colors:** Actual colors can vary from printed catalogs or web site. For actual color a sample chip is available.

**Durable and Modular in Design:** Moduline Cabinets are designed and manufactured with premium aluminum to last a lifetime. Modular design makes it possible to rearrange and reuse cabinets when storage requirements change.

**Note:** For complete Terms and Conditions please visit [www.modulinecabinets.com/terms](http://www.modulinecabinets.com/terms) Moduline reserves the right to revise product specification and prices.

**MODULINE HELPS CONTRIBUTE TO A LEEDS BUILDING CERTIFICATION:**

MR Credit 4.1 : Recycled Content: 10% - All Moduline Cabinets, aluminum and stainless steel counter tops qualify\*.

MR Credit 4.2 : Recycled Content: 20% - All Moduline Cabinets, aluminum and stainless steel counter tops qualify\*.

Manufacturing waste: 100% recycled

Environmental Facts: Cabinets, aluminum and stainless steel counter tops are 100% recyclable.

Disassembly is accomplished with common hand tools to separate dissimilar materials.

Packaging: Recyclable cardboard, Recyclable PVC sheeting and wood pallets

Adhesives: Moduline aluminum cabinets contain no adhesives and no formaldehyde.

\*(Recycle % content definition per LEEDS: Post-consumer recycled content plus one half of pre-consumer content.)

Moduline is located at 20 Holland Street, Brockton, MA 02301



**Professional Grade.  
Designer Appearance.  
Delivered as Promised.**

**PROII™  
CABINETS**



INTRODUCING OUR  
REVOLUTIONARY NEW TECHNOLOGY

**QuikDraw®**  
Single Action Latch System

Pat # 9,149,117



- Drawers stay securely closed, especially in transport.
- Patent-pending design sacrifices NO drawer capacity.
- Smooth, whisper-quiet, one-finger operation.

SEE PAGE 8-9



**MODULINE®**  
MODULAR ALUMINUM CABINETS

TOLL FREE: 1-888-343-4463  
ON THE WEB: [MODULINECABINETS.COM](http://MODULINECABINETS.COM)



©2016 Moduline®