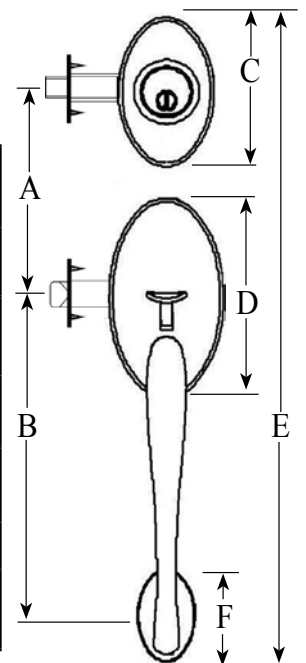




**Solid Forged Brass
Handleset Specifications**



	Dimensions (in Inches)	HS1	HS2	HS5	HS6	HS10	HS11	HS14	HS15
A	Cross Bores on Center	5-1/2" all							
B	Plain Latch to Thru-bolt on Center	7-13/16 all							
C	Deadbolt Rose (H) " " (W)	3-1/2 2-1/2	n/a	3 2-1/2	n/a	n/a	n/a	n/a	n/a
D	Main Escutcheon (H) " " (W)	4-3/8 2-7/8	10-1/2 3	3-3/4 2-1/2	9-7/8 2-1/2	10-5/8 3-1/8	19-1/2 3-1/8	9-7/8 2-1/2	18.0 2.5
E	Overall Handleset (H)	16-1/2	17-3/4	16.0	17-1/4	17-1/4	19.5	16-5/8	18.0
F	Lower Rose (H) " " (W)	3.0 1-5/8	4-1/2 2-1/4	2-1/4 1-5/8	3-5/8 2-1/2	3-3/16 2-3/8	n/a	2-1/2 2-1/2	n/a





MONTANA FORGE



H A R D W A R E

MONTANA FORGE HANDLESET SPECIFICATIONS

Solid Forged Brass	
Latches	Latches are part of the Handleset interior trim assembly. Round Corner faceplate is default unless specified. Square corner and drive-in available.
Strikes	Strikes are part of the Handleset interior trim assembly. Round corner strikes are standard. Square corner and heavy duty options are available. See strike options below.
Cylinder	Solid brass, 5 pin KW1 std. "C" optional.
Door Prep	Edge bores 1", latch mortises 1"x 2-1/4", cross bores 2-1/8", backsets standard 2-3/8", optional 2-3/4". Hole spacing 5-1/2" for thumb latch and deadbolt latch.
Thickness	Minimum door thickness 1-3/8" Maximum 1-3/4". Thick door kit for up to 2-1/4" thick doors available. PT-THKDOOR-HS sold as a part (\$15.00 list)
Handing	Non handed designs.

Function	Operation
4610 Active	Deadbolt thrown by rotating interior turn-piece or exterior key. Plain-latch retracted by interior knob/lever or exterior thumb piece.
4620 Double Cylinder	Deadbolt thrown by rotating interior or exterior key. Plain-latch retracted by interior knob/lever or exterior thumb piece.
4690 Dummy	Non-active function. Exterior gripset and interior knob/lever act as pull only.

Standard Thumb-Latch Strikes	
	MT-RCLS06 Default round corner 2-1/4" full lip strike. Included with lockset
	MT-SCLS06 Optional Square Corner 2-1/4" full lip strike. \$1.30 list adder
	MT-LS06E Optional round corner extended 2-1/4" full lip. \$2.50 list adder

Standard Deadbolt Strike Face & Backer Plate	
	MT-RCDS Default round corner strike faceplate 2-3/4" x 1-1/8". (use with MT-STBP) Default with deadbolt
	MT-RCBKPLT 2-3/4" x 1-1/8" Default Reinforcing plate. Default with deadbolt.

Optional Deadbolt Face Plate and Strike	
	MT-SCDS Optional square corner strike faceplate 2-3/4" x 1-1/8" (use with MT-STBP)
	MT-DS34 Optional Round Corner High Security Strike 3-5/8" x 1-1/4" (no backer plate required).