

TANDEM plus BLUMOTION 563H

Application



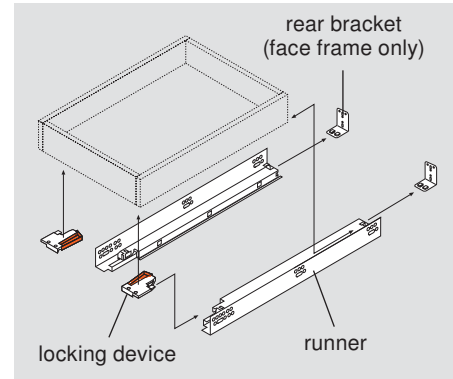
New features

- Four-dimensional adjustment
- Elongated holes for depth adjustment
- Bottom mount holes on 15", 18" and 21"
- 100 lb static load capacity



Description

- Full extension concealed drawer runners
- Face frame or panel cabinets
- BLUMOTION soft closing
- TANDEM smooth running action
- Available in 9" to 21" lengths
- 13 (1/2") to 16 (5/8") drawer thickness
- **Made in the USA**

Basic components



Other applications



Components

Runner set

One set required per drawer



for overall cabinet depth	drawer length	TANDEM plus BLUMOTION
610 (24")	533 (21")	563H5330B
533 (21")	457 (18")	563H4570B
457 (18")	381 (15")	563H3810B
381 (15")	305 (12")	563H3050B
305 (12")	229 (9")	563H2290B10
Wood screw for installation		606N or 606P
System screw for installation		662.1150.HG

Side adjustable locking device



- One right and one left required per drawer
- With side-to-side adjustment
- Captive right and self-aligning left device
- Self-adjusting drawer length tolerance
- Steel base with synthetic, spring-loaded release levers
- Minimum inside drawer width 170 (6-11/16")
- Height adjustment +3 (1/8")
- Side adjustment ±1.5 (1/16")
- For use with 563/569 series runners only
- For other options see page 32

Part no.

Right locking device **T51.1901 R**

Installation Left locking device **T51.1901 L**

page 11 Installation screw **606N or 606P**

Rear mounting bracket for frame cabinets



For use when installing TANDEM runners in face frame cabinets. Not necessary for panel cabinet installation.

- Two required per drawer
- Depth and lateral self-alignment
- Zinc-coated steel
- For 9" TANDEM rear attachment options see page 35

Part no.

Non-handed bracket **295.3750.01**

Installation screw **606N or 606P**

Using TANDEM page 10

Drawer preparation page 11

Accessories page 42

Assembly aids page 44

Maximum drawer thickness 16 (5/8")

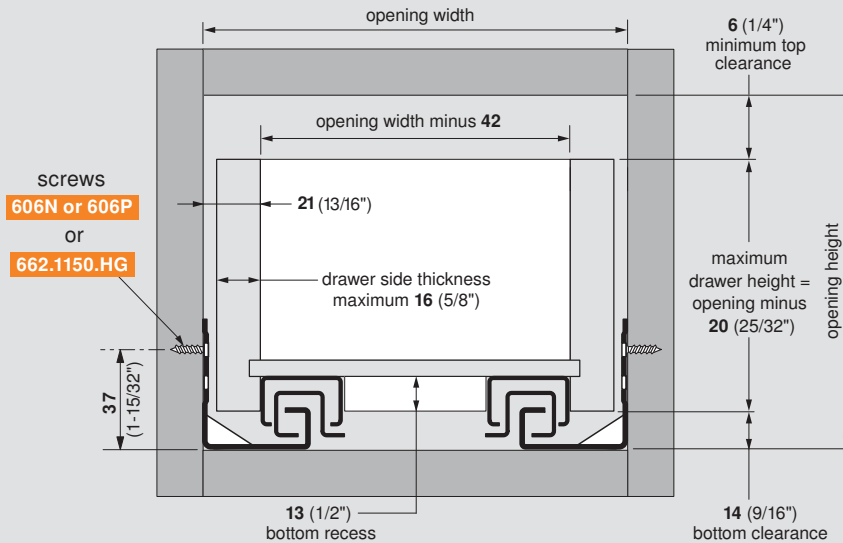
Lengths available 9" - 21"

Static load capacity 100 lb

Drawer and cabinet specifications

Drawer box specifications

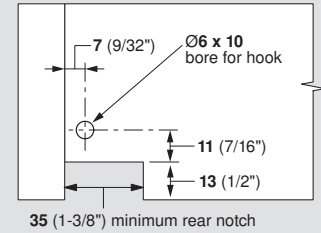
Front view



NOTE: Material thickness may vary. Inside drawer width **must** equal opening width minus 42 for TANDEM to align and function properly.

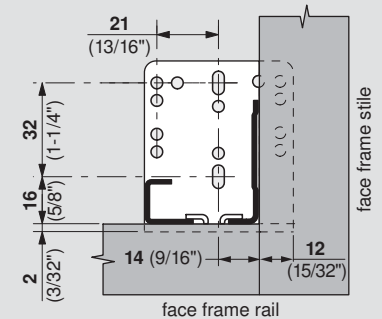
Drawer back preparation

Rear view



Rear mounting bracket

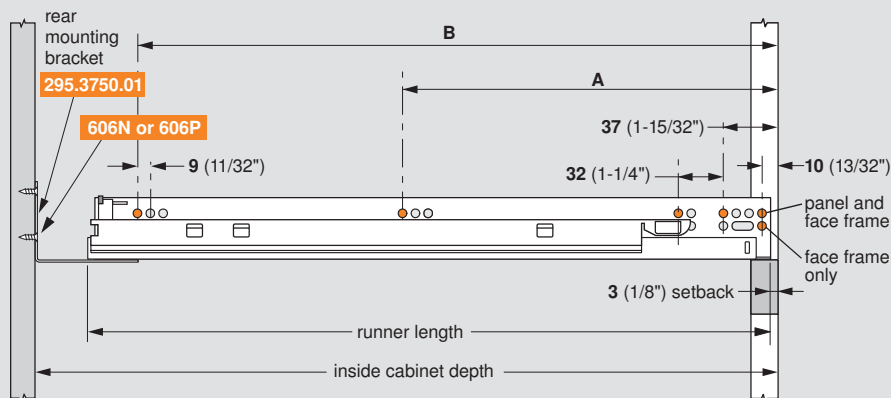
Front view



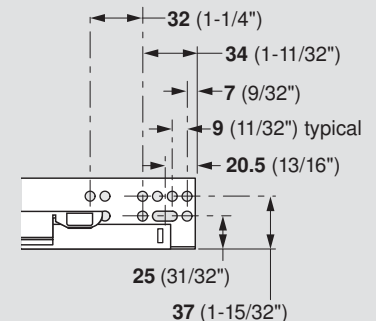
NOTE: For frame applications, use a minimum of three screws per bracket

Runner mounting specifications

Side view



Runner close-up



NOTE: Elongated holes are for ±4.5 (3/16") depth adjustment only. Additional screws must be used to secure the runner to the cabinet.

NOTE: The orange dots indicate fixing screw locations required to meet specified load ratings

TANDEM plus BLUMOTION	drawer length	inside cabinet depth with rear attachment		runner length	screw locations for panel cabinets	
		maximum	minimum		A	B
563H5330B	533 (21")	599 (23-19/32")	557 (21-15/16")	548 (21-9/16")	261 (10-9/32")	517 (20-11/32")
563H4570B	457 (18")	522 (20-9/16")	480 (18-29/32")	471 (18-17/32")	261 (10-9/32")	453 (17-27/32")
563H3810B	381 (15")	446 (17-9/16")	404 (15-29/32")	395 (15-9/16")	165 (6-1/2")	357 (14-1/16")
563H3050B	305 (12")	370 (14-9/16")	328 (12-29/32")	319 (12-9/16")	165 (6-1/2")	261 (10-9/32")
563H2290B10	229 (9")	299 (11-25/32")	266 (10-15/32")	259 (10-3/16")	133 (5-1/4")	229 (9")