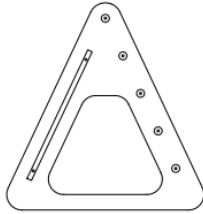
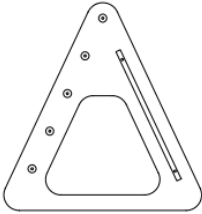
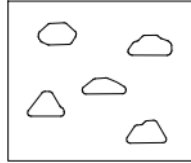


# HYBRID PIKLER TRIANGLE ASSEMBLY

YOU'RE GOING TO NEED A 4MM ALLEN KEY AND A FLAT LEVEL SURFACE



2 x triangle end pieces (left and right)



1 x rock wall piece



14 x hex head screws

5 x dowels

1. Lay pieces on a flat level surface and identify pieces as per above.

2. Take either of the 'triangle end pieces' and push the 'rock wall' into the long rectangular recess. Screw into place with two hex head screws.

3. Using the same triangle end piece, push the 5 pieces of dowel into their recesses and screw into place.

4. Push the other triangle end piece on top so the dowels and rock wall fit into opposite recesses and screw each into place.

5. You're done!

