



myrevair.com



REVAIR

We know this isn't the big box you were hoping for but, this little note is your confirmation that you are the proud new owner of a RevAir Reverse-Air Dryer!

See?! Good things really do come in small packages.

RevAir is one of the hottest must-haves for the beauty savvy like you, and we guarantee it will be worth this short wait.

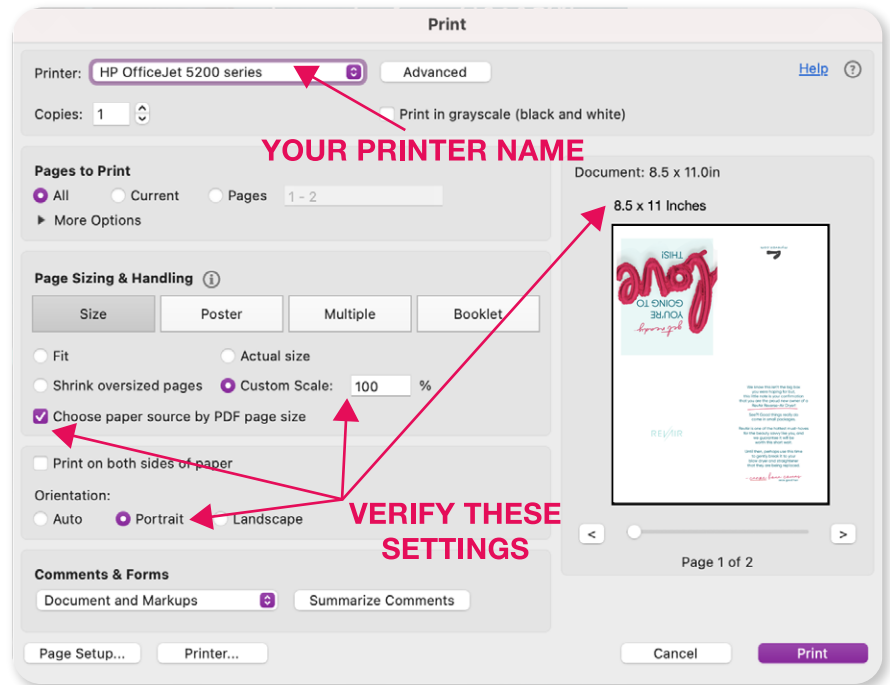
Until then, perhaps use this time to gently break it to your blow dryer and straightener that they are being replaced.

*- carpe bona comas*  
seize good hair

# PRINT & FOLDING INSTRUCTIONS

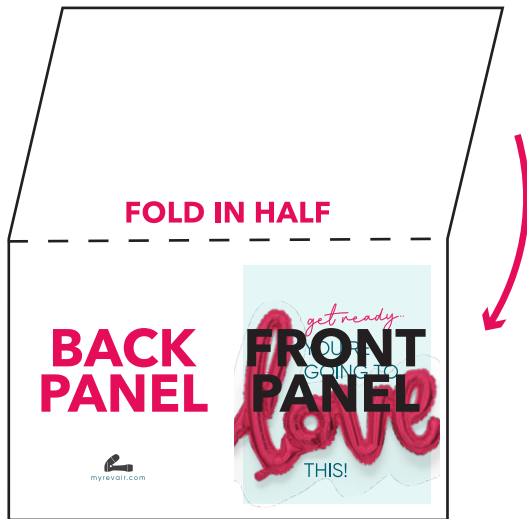
## RECOMMENDED PRINTER SETTINGS:

1. Choose **Print** and select your printer.
2. Be sure the **Page Size** is correct. (Standard Letter - 8.5 x 11)
3. **Page Scaling** or **Page Size** might be on the first screen you see, or under a **Preferences** or **Properties** button - be sure the setting is **100%** or **Actual Size**.
4. After verifying all settings click the **PRINT** button.





## RECOMMENDED FOLDING INSTRUCTIONS:

1. FOLD IN HALF



2. FOLD IN HALF AGAIN



**SHARE  
YOUR  
CARD ;)**