

19L BASIC HOME BREW KEG PACKAGE



Mini
Regulator
Option



Dual Gauge
Regulator
Option

To Assemble and complete first clean

Important

- Put a few litres of cleaning solution into the keg (use the sample included or you can use your choice of cleaner according to the directions on it) and shake the keg around to coat or leave to soak.
- If using the mini regulator screw the Remote Gas Line into the mini regulator gas outlet.
- If using the Dual Gauge regulator push the gas line (grey disconnect) into the push fitting outlet on the regulator.
- If you are using sodastream bottles then also screw in the adaptor to the gas inlet of the regulator (hand tight will do in the mini regulator, use a spanner for the dual gauge option).
- Clip the **grey Gas Disconnect** on the gas line onto the **gas post of the 19L Keg** (the one marked with a notch and the word "IN").
- Clip the **black Liquid Disconnect** on the Pluto Gun onto the **liquid post of the 19L Keg** (no notch and marked "OUT").
- **Make sure the regulator is turned off.**
- If using a sodastream gas bottle, use a spanner to screw the Sodastream Adapter onto the Sodastream bottle, a bit of escaping gas is normal, just tighten until it stops. You will need to screw in the knob on the dual gauge regulator adapter to start gas flow.
- **If using bulbs:** Make sure the Regulator is turned off (seriously!), then screw in the bulb quickly by hand until it pierces and then seals. Don't over-tighten!
- Now turn on the regulator, to approximately 5 PSI.
- Use the pressure to empty your sanitiser or hot water through the Pluto Gun.
- Your Keg is now set up, clean and ready to be filled with delicious beer!
- Check packing sheet below, if anything is missing lodge a warranty claim and we will sort it immediately.
- Do not attach or detach a regulator from a source of gas pressure when it is turned on.
- This includes kegs and gas bulbs / gas bottles.
- Standard storing pressure for beer is around 12-14psi
- Standard storing pressure for sodawater or mixed spirits etc is 15-17psi
- You may need to reduce the pressure to pour without foaming.
- Open the pluto gun all the way when pouring, holding the trigger in a little will cause foaming

For contact and FAQs use the website chat



WHAT'S INCLUDED?

Items

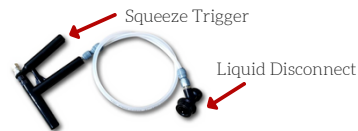
1 x 19L Keg

A Stainless Steel Keg with metal dip tube, ball lock posts and release valve.




1 x Pluto Gun or Premium FC Tap

A Nylon Pluto Gun on a Black Plastic Liquid Disconnect with FFL Duo Tight Push Fittings and 1.5m of 4mm internal diameter Duotight Hose.




1 x iKegger Mini Regulator (option 1)

Regulates and maintains pressure inside the keg. Has an inlet for threaded 16g or use Sodastream Adapter. M8 to MFL Swivel Adapter to fit onto a gas disconnect. Use a Remote Gas Line to detach the Regulator from the keg or use it directly attached to the gas disconnect with the swivel.




1 x Remote Gas Line (to suit mini regulator option 1)

A Gas Line that allows you to distance the Mini Regulator from the Keg for easier use with Sodastream Bottles or for lying the keg on its side. Comes with a Plastic Gas Disconnect, in-line check valve to prevent liquid flowing back, and an M8 Mini Regulator inlet.



1 x Mk4 Dual Gauge Regulator (option 2)

Regulator with two gauges, one shows the remaining pressure in your gas bottle, the other the pressure inside your keg. The Type 30 thread(21.8-1/14) is the standard thread for CO2 gas bottles, Comes with a Remote Gas Line and Plastic Gas Disconnect to clip onto the gas post of your spear.



1 x Sodastream Adapter (to match your choice of regulator)

An Adapter for the Mini Regulator to allow use of Sodastream Bottles. It screws into the CO2 Bulb Inlet. The black o-ring is wedged into the adapter. Screw hand-tight into the Regulator, then use a spanner to screw onto Sodastream Bottle



An Adapter for the Dual Gauge Regulator that screws into the Inlet. Make sure there is a nylon o-ring on each side of the Adapter. Use a spanner or Tap Tool to tighten to inlet and Sodastream bottle, then adjust the screw to release the gas.

