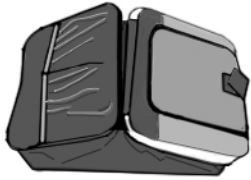




"The Odyssey" Cat Carrier

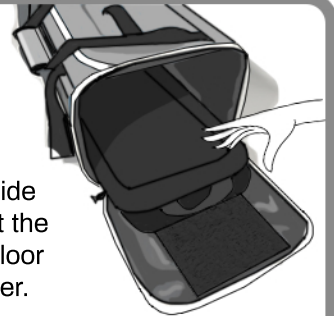
USER GUIDE



Package comes folded into its sides.



Unfold the two ends and press the side and top panels in place.

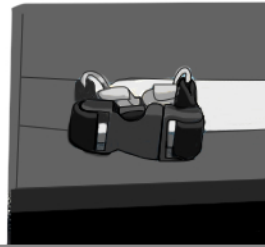


Unzip the side door and put the mat on the floor of the carrier.

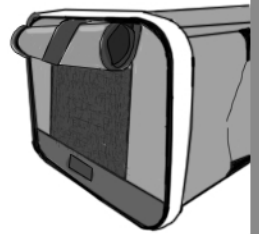
Attach the shoulder strap to both ends of the carrier with the silver clips on either side.



Use the zipper clips to keep your cat from pawing their way out from the inside.



Roll the door cover up to give your cat more visibility, and secure in place with the velcro strap.



The removable mat is machine washable - simply take the hard plastic base out before

Slide your suitcase handle through the sleeve on the back of the carrier and let the carrier rest on top of your luggage.



Loving your cat backpack? Please leave a review! It means a lot to our small business: travelcatshop.com/theodyssey



Shop our Full Line of Travel Cat Harnesses, Accessories, & Backpacks: travelcatshop.com



Backpack Training Tips travelcatshop.com/backpacktips



More Tips travelcatshop.com/blog



@yourcatbackpack



@travelcatshop

Proudly Woman Owned & Based in New York
Questions? Need support? Email meow@travelcatshop.com