

**THE**  
**C-BOMB**  
DIY GERMAN COCKROACH CONTROL KIT

**C-Bomb Bait Station Instructions:**


Please carefully read instructions on how to apply DIY Pest Guru's C-Bomb German Cockroach Control Kit in your home. When applying Gel make sure to only use match head size amounts. Better results are seen when the Gel is applied in more areas around your home. Be sure to focus on Kitchens and Bedrooms but apply anywhere German Cockroaches are found. If you are using our MAXI Kit, apply BLACK Gel 1st and then apply RED Gel in the same areas 2 weeks later.

DIY Pest Guru German Cockroach Gel is Child and Pet Friendly

**STEP**

**1**

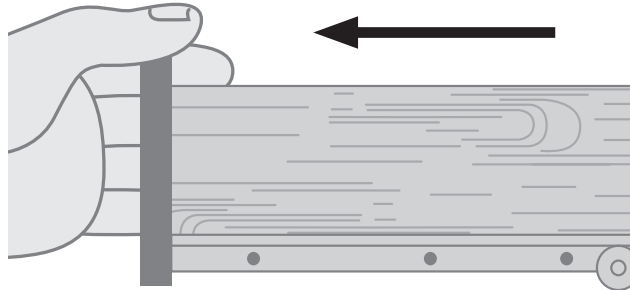
Remove syringe of gel from packaging



**STEP**

**2**

Pull out draws in high traffic areas

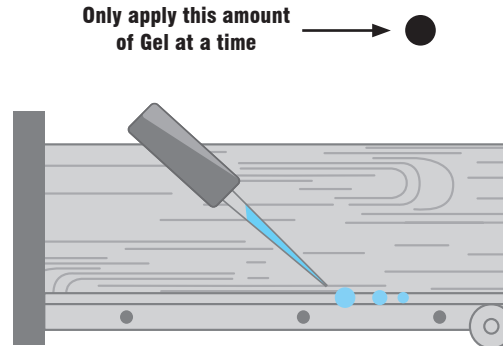


**STEP**

**3**

Pump small amounts of gel along draw rails

Only apply this amount of Gel at a time

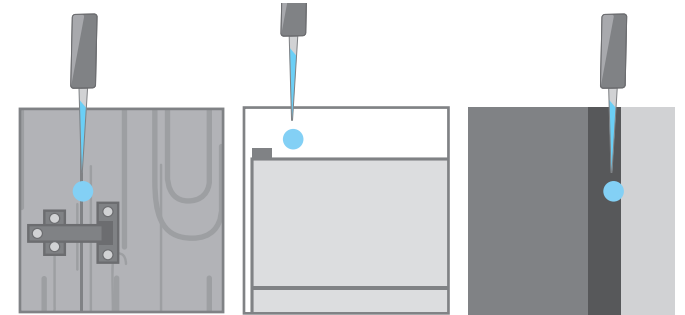


**STEP**

**4**

Apply gel in high traffic areas

1. On cupboard hinges
2. Underneath refrigerator hinge cap
3. In between walls and appliances



**STEP**

**5**

Pump small amounts of gel in other high-traffic areas such as:

1. Underneath kettle base
2. On top of doors
3. Range Hood Vents

