

Final Product Information:	
Product Form:	Concentrate, Vape
Strain:	Sour Tangie
Batch Number:	ST-ORG-STG-C1424
Date of Manufacture:	03/14/2024
Mother Oil Information:	
Type(s):	THC Distillate
Strains(s):	Hybrid
Batch Number(s):	CV1009
Harvest Date(s):	03/13/2023
Extraction Type(s):	Other Hydrocarbon
Manufactured By:	Sixth Street Enterprises INC LIC DBA HI Motion LLC # 00000090ESFB63917979
Finished Product Distribution Chain:	
Manufactured/Cultivated by:	Sixth Street Enterprises INC, DBA- Stiiizy - 00000088DCXB00897085
Packaged By:	Sixth Street Enterprises INC, DBA- Stiiizy - 00000088DCXB00897085
Distributed By:	The Kind Relief INC - 00000049DCRR00713151
Marijuana Establishment Name:	Sixth Street Enterprises INC, DBA- Stiiizy - 00000088DCXB00897085
Arizona Dept. Of Health Services Warning	Using Marijuana during pregnancy could cause birth defects or other health issues to unborn child

Sixth Street Enterprises INC DBA Stiiizy

2929 Grand Ave
Phoenix, AZ 85017
alasaundra.frampton@stiiizy.com
(623) 297-9109
Lic. #00000088DCXB00897085

Sample: 2403LVL0376.2113

Secondary License: ; Chain of Distribution:
Strain: Sour Tangie; Batch#: ST-ORG-STG-C1424; Batch Size: g
Sample Received: 03/14/2024; Report Created: 03/22/2024; Expires: 03/22/2025
Sampling Date: 03/14/2024; Sampling Time: 9AM; Sampling Person: Brandon Castro Huerta
Harvest Date: 03/13/2023; Manufacturing Date: 03/14/2024

Sour Tangie Pods

Concentrates & Extracts, Distillate, Other Hydrocarbon
Mother Oil Batch ID: CV1009



86.39% Total THC	<LOQ Total CBD	92.21% Total Cannabinoids
NT Total Terpenes	Not Tested Moisture	

Cannabinoids

Complete

Analyte	LOQ	Mass	Mass	Qualifier
	%	%	mg/g	
THCa	0.636	ND	ND	
Δ9-THC	0.636	86.393	863.93	
Δ8-THC	0.636	ND	ND	Q3
THCVa	0.636	ND	ND	Q3
THCV	0.636	<LOQ	<LOQ	Q3
CBDa	0.636	ND	ND	
CBD	0.636	<LOQ	<LOQ	
CBDVa	0.636	ND	ND	Q3
CBDV	0.636	ND	ND	Q3
CBN	0.636	<LOQ	<LOQ	Q3
CBGa	0.636	ND	ND	Q3
CBG	0.636	4.980	49.80	Q3
CBCa	0.636	ND	ND	Q3
CBC	0.636	0.839	8.39	Q3
Total		92.211	922.11	Q3

Qualifiers:
Date Tested: 03/18/2024 02:00 pm

Total THC = THCa * 0.877 + d9-THC

Total CBD = CBDa * 0.877 + CBD

The reported result is based on a sample weight with the applicable moisture content for that sample; Unless otherwise stated all quality control samples performed within specifications established by the Laboratory. Cannabinoid potency performed by HPLC-DAD per SOP-(1608). ADHS approved method for potency by HPLC-DAD for all listed analytes.



Certificate of Analysis

Powered by Confident LIMS
2 of 2

Sixth Street Enterprises INC DBA Stiizy

2929 Grand Ave
Phoenix, AZ 85017
alasaundra.frampton@stiizy.com
(623) 297-9109
Lic. #00000088DCXB00897085

Sample: 2403LVL0376.2113

Secondary License: ; Chain of Distribution:
Strain: Sour Tangie; Batch#: ST-ORG-STG-C1424; Batch Size: g
Sample Received: 03/14/2024; Report Created: 03/22/2024; Expires: 03/22/2025
Sampling Date: 03/14/2024; Sampling Time: 9AM; Sampling Person: Brandon Castro Huerta
Harvest Date: 03/13/2023; Manufacturing Date: 03/14/2024

Sour Tangie Pods

Concentrates & Extracts, Distillate, Other Hydrocarbon
Mother Oil Batch ID: CV1009



Microbials

Pass

Analyte	Result	Result Units	Status	Qualifier
E. Coli	<10	CFU/G	Pass	
Salmonella	Not Detected	in one gram	Pass	
Aspergillus terreus	Not Detected	in one gram	Pass	
Aspergillus fumigatus, Aspergillus flavus, and Aspergillus niger	Not Detected	in one gram	Pass	

Qualifiers:
Date Tested: 03/19/2024 12:00 am

TNTC = Too Numerous to Count. The lower limit of quantification for E. coli is 10 CFU/g unless noted on the CoA by further dilution. Unless otherwise stated all quality control samples performed within specifications. Analysis Method/Instrumentation: E. coli plating via 3M Petrifilm per SOP-LM-019, Salmonella spp. And Aspergillus spp. detection by Bio-Rad CFX96 Deep Well real-time PCR per SOP-LM-016 & SOP-LM-017. Methods used per AZDHS R9-17-404.04 and microbial limits set by AZDHS R9-17 Table 3.1. ADHS approved method for microbials for all listed organisms.



1525 N Granite Reef Rd
Scottsdale, AZ
(480) 867-1520
<http://www.levelonelabs.com>
Lic# 0000004LCIG00024823

Matthew Schuberth
Laboratory Director

Confident LIMS
All Rights Reserved
coa.support@confidentlims.com
(866) 506-5866
www.confidentlims.com

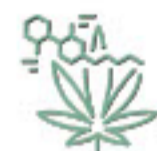



This product has been tested by Level One Labs, LLC using valid testing methodologies and a quality system as required by state law. Values reported relate only to the product tested. Level One Labs makes no claims as to the efficacy, safety or other risks associated with any detected or non-detected levels of any compounds reported herein. This Certificate shall not be reproduced except in full, without the written approval of Level One Labs. Using marijuana during pregnancy could cause birth defects or other health issues to your unborn child.

CERTIFICATE OF ANALYSIS

REGULATORY COMPLIANCE TESTING

PASS



POTENCY
TESTED



TERPENES
NT



MOISTURE
NT



FOREIGN MATTER
NT

PASS
PESTICIDES



PASS
MYCOTOXINS



PASS
SOLVENTS



PASS
HEAVY METALS



PASS
MICROBIALS



CANNABINOID SUMMARY

** TOTAL THC = (THCA X 0.877) + THC | TOTAL CBD = (CBDA X 0.877) + CBD

90.44 %
TOTAL THC**

0.22 %
TOTAL CBD**

97.39 %
TOTAL CANNABINOIDS Q3

TERPENOID SUMMARY

TOTAL TERPENES

NT

LIMONENE

NT

TRANS-NEROLIDOL

NT

TRANS-β-CARYOPHYLLENE

NT

SAMPLE INFO

BATCH NO: CV1009

MATRIX: CONCENTRATE

SUBMATRIX: N/A

CATEGORY: INHALABLE

SAMPLE ID: PS-240214-001

COLLECTED ON: FEB 15, 2024 10:30:59

RECEIVED ON: FEB 15, 2024 14:07:13

BATCH/SAMPLE SIZE 11 G / 10.8945 G

RECEIVED BY: WILLIAM LAVERTY

MANUFACTURER INFO

LICENSE

00000090ESFB63917979

ADULT-USE - MANUFACTURING LICENSE

MANUFACTURER

SIXTH STREET ENTERPRISES INC

3905 OLD STATE HWY 279

CAMP VERDE, AZ 86322

Results relate only to the samples received and have been tested using validated state certified testing methodologies as required by Arizona state law. The report shall not be reproduced, except in full, without written approval of the laboratory. Limits and required tests referenced from A.A.C. Title 9, Ch. 17 and/or Ch. 18. Results are obtained in accordance with Plant Safe's Quality Assurance Plan and applicable standard operating procedures and are based on simple acceptance of the analytical value, the reported analytical value is used to determine pass/fail status for the indicated analytes. Plant Safe makes no claims as to the efficacy, safety or other risks associated with consuming this product.

RESULTS CERTIFIED BY: TAYLOR
COOMER
LAB DIRECTOR, PLANT SAFE
MAR 28, 2024

Taylor Coomer





HPLC-POT-L020: CANNABINOIDS BY HPLC | FEB 19, 2024 17:25:00

TESTED

ANALYTE	LOQ (mg/g)	LIMIT	AMT	AMT	ANALYTE	LOQ (mg/g)	LIMIT	AMT	AMT
CBC	Q3	1.00	ND	ND	CBN	Q3	1.00	39.6 mg/g	3.96 %
CBCA	Q3	2.00	< LOQ	< LOQ	CBNA	Q3	1.00	ND	ND
CBD	1.00		2.2 mg/g	0.22 %	Δ ⁸ -THC	Q3	1.00	ND	ND
CBDA	1.00		ND	ND	Δ ⁹ -THC	D1	16.00	894.3 mg/g	89.43 %
CBDV	Q3	1.00	1.3 mg/g	0.13 %	THCA		1.00	11.5 mg/g	1.15 %
CBDVA	Q3	1.00	ND	ND	THCV	Q3	1.00	4.7 mg/g	0.47 %
CBG	Q3	1.00	20.3 mg/g	2.03 %	THCVA	Q3	1.00	ND	ND
CBGA	Q3	1.00	< LOQ	< LOQ	TOTAL THC**			904.4 mg/g	90.44 %
CBL	Q3	1.00	ND	ND	TOTAL CBD**			2.2 mg/g	0.22 %

** TOTAL CBD = (CBDA X 0.877) + CBD
 ** TOTAL THC = (THCA X 0.877) + THC



ICP-HVY-L021: HEAVY METALS BY ICP-MS | FEB 20, 2024 20:59:00

PASS

ANALYTE	LOQ (ppm)	LIMIT (ppm)	AMT (ppm)	PASS/FAIL	ANALYTE	LOQ (ppm)	LIMIT (ppm)	AMT (ppm)	PASS/FAIL
ARSENIC	0.20	0.4	ND	PASS	LEAD	0.50	1	ND	PASS
CADMIUM	0.20	0.4	ND	PASS	MERCURY	0.10	0.2	ND	PASS



LC-PES-L022: PESTICIDES BY LC-MS/MS | FEB 16, 2024 18:12:00

PASS

ANALYTE	LOQ (ppm)	LIMIT (ppm)	AMT (ppm)	PASS/FAIL	ANALYTE	LOQ (ppm)	LIMIT (ppm)	AMT (ppm)	PASS/FAIL
ABAMECTIN	0.25	0.5	ND	PASS	IMIDACLOPRID	0.20	0.4	ND	PASS
ACEPHATE	0.20	0.4	ND	PASS	KRESOXIM-METHYL	0.20	0.4	ND	PASS
ACETAMIPRID	0.10	0.2	ND	PASS	MALATHION	0.10	0.2	ND	PASS
ALDICARB	0.20	0.4	ND	PASS	METALAXYL	0.10	0.2	ND	PASS
AZOXYSTROBIN	0.10	0.2	ND	PASS	METHIO CARB	0.10	0.2	ND	PASS
BIFENAZATE	0.10	0.2	< LOQ	PASS	METHOMYL	0.20	0.4	ND	PASS
BIFENTHRIN	0.10	0.2	ND	PASS	MYCLOBUTANIL	0.10	0.2	ND	PASS
BOSCALID	0.20	0.4	ND	PASS	NALED	0.25	0.5	ND	PASS
CARBARYL	0.10	0.2	ND	PASS	OXAMYL	0.50	1	ND	PASS
CARBOFURAN	0.10	0.2	ND	PASS	PACLOBUTRAZOL	0.20	0.4	ND	PASS
CHLORANTRANILIPROLE	0.10	0.2	ND	PASS	PERMETHRIN	0.10	0.2	ND	PASS
CHLORFENAPYR	0.50	1	ND	PASS	PHOSMET	0.10	0.2	ND	PASS
CHLORPYRIFOS	0.10	0.2	ND	PASS	PIPERONYLBUTOXIDE	1.00	2	ND	PASS
CLOFENTEZINE	0.10	0.2	ND	PASS	PRALLETHRIN	0.10	0.2	ND	PASS
CYFLUTHRIN	0.50	1	ND	PASS	PROPICONAZOLE	0.20	0.4	ND	PASS
CYPERMETHRIN	0.50	1	ND	PASS	PROPOXUR	0.10	0.2	ND	PASS
DAMINOZIDE	0.50	1	ND	PASS	PYRETHRINS	0.50	1	ND	PASS
DIAZINON	0.10	0.2	ND	PASS	PYRETHRINS PYRETHRIN I	0.50		ND	N/A
DICHLORVOS	0.05	0.1	ND	PASS	PYRETHRINS PYRETHRIN II	0.50		ND	N/A

Results relate only to the samples received and have been tested using validated state certified testing methodologies as required by Arizona state law. The report shall not be reproduced, except in full, without written approval of the laboratory. Limits and required tests referenced from A.A.C. Title 9, Ch. 17 and/or Ch. 18. Results are obtained in accordance with Plant Safe's Quality Assurance Plan and applicable standard operating procedures and are based on simple acceptance of the analytical value, the reported analytical value is used to determine pass/fail status for the indicated analytes. Plant Safe makes no claims as to the efficacy, safety or other risks associated with consuming this product.

RESULTS CERTIFIED BY: TAYLOR COOMER
 LAB DIRECTOR, PLANT SAFE
 MAR 28, 2024
Taylor Coomer



DIMETHOATE	0.10	0.2	ND	PASS	PYRIDABEN	0.10	0.2	ND	PASS
ETHOPROPHOS	0.10	0.2	ND	PASS	SPINOSAD	0.10	0.2	ND	PASS
ETOFENPROX	0.20	0.4	ND	PASS	SPINOSAD A	0.10		ND	N/A
ETOXAZOLE	0.10	0.2	ND	PASS	SPINOSAD D	0.10		ND	N/A
FENOXYCARB	0.10	0.2	ND	PASS	SPIROMESIFEN	0.10	0.2	ND	PASS
FENPYROXIMATE	0.20	0.4	ND	PASS	SPIROTETRAMAT	0.10	0.2	ND	PASS
FIPRONIL	0.20	0.4	ND	PASS	SPIROXAMINE	0.20	0.4	ND	PASS
FLONICAMID	0.50	1	ND	PASS	TEBUCONAZOLE	0.20	0.4	ND	PASS
FLUDIOXONIL	0.20	0.4	ND	PASS	THIACLOPRID	0.10	0.2	ND	PASS
HEXYTHIAZOX	0.50	1	ND	PASS	THIAMETHOXAM	0.10	0.2	ND	PASS
IMAZALIL	0.10	0.2	ND	PASS	TRIFLOXYSTROBIN	0.10	0.2	ND	PASS



LC-MYC-L022: MYCOTOXINS BY LC-MS/MS | FEB 16, 2024 18:12:00

PASS

ANALYTE	LOQ (µg/kg)	LIMIT (µg/kg)	AMT (µg/kg)	PASS/FAIL	ANALYTE	LOQ (µg/kg)	LIMIT (µg/kg)	AMT (µg/kg)	PASS/FAIL
AFLATOXINS		20	ND	PASS	AFLATOXIN G1	10.00		ND	N/A
AFLATOXIN B1	10.00		ND	N/A	AFLATOXIN G2	10.00		ND	N/A
AFLATOXIN B2	10.00		ND	N/A	OCHRATOXIN A	10.00	20	ND	PASS



GC-RSO-L023: RESIDUAL SOLVENTS BY GC-MS | FEB 28, 2024 19:15:00

PASS

ANALYTE	LOQ (ppm)	LIMIT (ppm)	AMT (ppm)	PASS/FAIL	ANALYTE	LOQ (ppm)	LIMIT (ppm)	AMT (ppm)	PASS/FAIL
ACETONE	400.00	1000	ND	PASS	3-METHYLPENTANE	120.00		ND	N/A
ACETONITRILE	160.00	410	ND	PASS	2,2-DIMETHYLBUTANE	120.00		ND	N/A
BENZENE	1.00	2	ND	PASS	2,3-DIMETHYLBUTANE	120.00		ND	N/A
BUTANES		5000	ND	PASS	ISOPROPYL ACETATE	2000.00	5000	ND	PASS
BUTANE	2000.00		ND	N/A	ISOPROPYL ALCOHOL	2000.00	5000	ND	PASS
ISOBUTANE	2000.00		ND	N/A	METHANOL	1200.00	3000	ND	PASS
CHLOROFORM	30.00	60	ND	PASS	PENTANES		5000	ND	PASS
DICHLOROMETHANE	240.00	600	ND	PASS	PENTANE	2000.00		ND	N/A
ETHANOL	2000.00	5000	ND	PASS	ISOPENTANE	2000.00		ND	N/A
ETHYL ACETATE	2000.00	5000	ND	PASS	NEOPENTANE	2000.00		ND	N/A
ETHYL ETHER	2000.00	5000	ND	PASS	TOLUENE	400.00	890	ND	PASS
HEPTANE	2000.00	5000	ND	PASS	TOTAL XYLENES		2170	ND	PASS
HEXANES		290	ND	PASS	O-XYLENE	864.00		ND	N/A
HEXANE	120.00		ND	N/A	P- AND M-XYLENE	1736.00		ND	N/A
2-METHYLPENTANE	120.00		ND	N/A	ETHYLBENZENE	864.00		ND	N/A



PCR-ASP-L017: ASPERGILLUS BY QPCR | FEB 21, 2024 15:21:00

PASS

ANALYTE	LIMIT	AMT (in one gram)	PASS/FAIL	ANALYTE	LIMIT	AMT (in one gram)	PASS/FAIL
ASPERGILLUS FLAVUS	Any	ND	PASS	ASPERGILLUS NIGER	Any	ND	PASS
ASPERGILLUS FUMIGATUS	Any	ND	PASS	ASPERGILLUS TERREUS	Any	ND	PASS

Results relate only to the samples received and have been tested using validated state certified testing methodologies as required by Arizona state law. The report shall not be reproduced, except in full, without written approval of the laboratory. Limits and required tests referenced from A.A.C. Title 9, Ch. 17 and/or Ch. 18. Results are obtained in accordance with Plant Safe's Quality Assurance Plan and applicable standard operating procedures and are based on simple acceptance of the analytical value, the reported analytical value is used to determine pass/fail status for the indicated analytes. Plant Safe makes no claims as to the efficacy, safety or other risks associated with consuming this product.

RESULTS CERTIFIED BY: TAYLOR COOMER
LAB DIRECTOR, PLANT SAFE
MAR 28, 2024

Taylor Coomer





TMP-ECO-L018: E. COLI BY PETRI-FILM | FEB 20, 2024 15:34:00

PASS

ANALYTE	LIMIT (CFU/g)	AMT (CFU/g)	PASS/FAIL
ESCHERICHIA COLI	100	<10	PASS



PCR-SAL-L016: SALMONELLA BY QPCR | FEB 20, 2024 15:47:00

PASS


ANALYTE	LIMIT	AMT (in one gram)	PASS/FAIL
SALMONELLA SPP.	Any	ND	PASS

NOTES

TAYLOR COOMER
MAR 28, 2024

COA UPDATED TO CHANGE MATRIX FROM DISTILLATE TO CONCENTRATE AND REMOVE SUBTYPE "NON-INHALABLE CONCENTRATE" TO CORRECT AN ISSUE WITH ASPERGILLUS NOT SHOWING AS PASS/FAIL.

PRODUCT IMAGES



Results relate only to the samples received and have been tested using validated state certified testing methodologies as required by Arizona state law. The report shall not be reproduced, except in full, without written approval of the laboratory. Limits and required tests referenced from A.A.C. Title 9, Ch. 17 and/or Ch. 18. Results are obtained in accordance with Plant Safe's Quality Assurance Plan and applicable standard operating procedures and are based on simple acceptance of the analytical value, the reported analytical value is used to determine pass/fail status for the indicated analytes. Plant Safe makes no claims as to the efficacy, safety or other risks associated with consuming this product.

RESULTS CERTIFIED BY: TAYLOR
COOMER
LAB DIRECTOR, PLANT SAFE
MAR 28, 2024

Taylor Coomer

