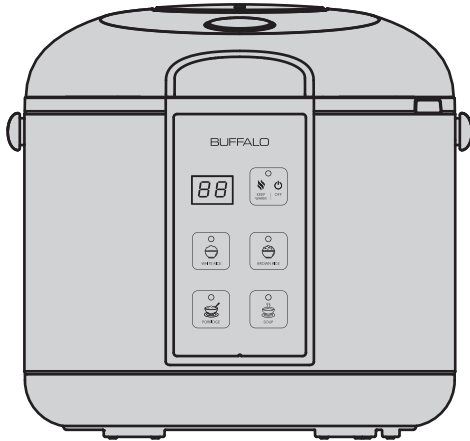




**BUFFALO**  
Selection

# 牛頭鋼安康飯鍋 - 經典型

## Buffalo Clad Classic Rice Cooker



**MODEL: KWBSC10-II**  
**KWBSC18-II**

### *Instruction Manual*

Please read this manual carefully before use.

使用前請詳閱此說明書

## 安全措施 GENERAL SAFETY INSTRUCTIONS

1. 請詳閱此說明書，將之收好以作參考。  
Read all instructions carefully. Keep instruction manual for future reference.
2. 每當清洗或置放此電飯鍋時，請拔去電源插頭以確保安全。  
Always unplug appliance from electrical outlet before cleaning.
3. 請關上電源後，方可拔去電源插頭。  
To disconnect appliance, switch off first before removing the plug from the electrical outlet.
4. 如有任何的損壞，請聯絡本公司的代理商。  
Do not operate appliance with damaged cord set or plug. Any repairs should always be done by an authorized dealer.
5. 只適合安置在平面的櫃台桌上。當移動電飯鍋時，請別觸碰此電飯鍋任何熱燙部分。  
Always place appliance on a flat sturdy surface. When moving appliance, always be careful not to touch hot surface.
6. 請勿將電飯鍋沉浸在水或任何液體中。  
Do not immerse appliance or electrical parts into water or any other liquid.
7. 使用非制造商提供的附件可能造成嚴重的損壞或引致受傷。  
Use of accessories or equipment not supplied by the manufacturer may cause damage or malfunctioning of your appliance or result in injuries.

8. 避免讓兒童單獨使用此產品。  
Children should not be allowed to use this appliance.

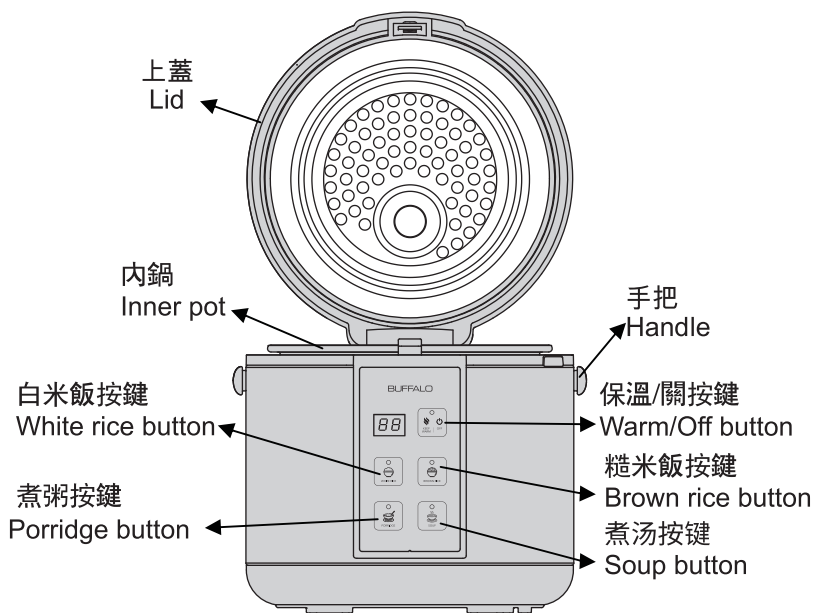
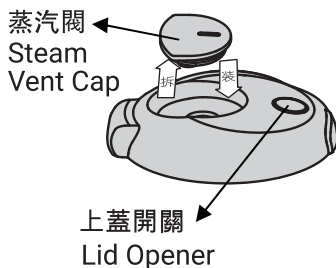
## 內鍋注意事項 PRECAUTION FOR RICE COOKER

1. 如內鍋沒放置好在煮鍋內，電飯鍋將無法使用。  
The Rice Cooker will not function when the inner pot is not placed inside the cooker.
2. 請確保內鍋和加熱器清潔與乾燥。  
Keep the base of the inner pot and the heater surface clean and dry.
3. 如電飯鍋不能啟動時，請查看內鍋是否沒安放好。  
If it is difficult to engage the switch, check for incorrect placement of the inner pot.
4. 建議保溫功能勿使用超過 4 個小時以上。此舉動可能影響米飯口感不佳/變黃。  
It is recommended not to use the Keep Warm function for more than 4 hours. This will affect the texture and color of the rice.
5. 每次使用前，內鍋必需是清潔的。如有殘留物再混合其他新煮食物，會造成效果不佳。  
Be sure the inner pot is clean before use. Ingredients react with residue may affect the cooking result.

## 零件名稱 PARTS IDENTIFICATION

蒸汽閥要安裝穩妥。不要在操作期間或烹煮後立刻觸摸蒸汽閥。

Steam Vent Cap must be locked securely in position. Do not touch the steam vent cap during and immediately after cooking.



## 附件 ACCESSORIES



## 烹煮方法 HOW TO COOK

1. 請用電飯鍋所附帶的量杯取出適量的米。  
Measure the amount of rice needed with the measuring cup provided.
2. 將洗好的米與適量的水放入內鍋。用乾淨的抹布將外鍋表面抹乾。  
Put the washed rice into the inner pot and add appropriate amount of water according to the water level marking given. Then, dry the outer surface of inner pot with a clean cloth
3. 請將上蓋確實蓋上。然後，使用符合規格的電源插啟動電飯鍋的操作功能。  
Close the lid properly. Plug the cord set to the electrical outlet. Turn on the power supply.
4. 可依個人的喜好和所需 按“煮飯/煮粥/煮糙米飯/煮汤”鍵選擇不同的烹煮方式，“煮飯/煮粥/煮糙米飯/煮汤”顯示燈(紅)會閃爍。  
Press the WHITE RICE/PORRIDGE/BROWN RICE/SOUP button to select the rice type and cooking mode, the indicator (red) will flash.
5. “煮飯/煮粥/煮糙米飯/煮汤”顯示燈(紅)閃爍8秒后，變為長亮，開始烹煮。  
After flashing 8 seconds, the indicator (red) will light up and your cooker will start cooking.

6. 待飯煮熟後，電飯鍋會自動跳至保溫，保溫顯示燈（黃）會亮起。  
Once the rice is cooked, the Cooker will automatically switch over to the KEEP WARM mode. The KEEP WARM indicator (yellow) will light up.
7. 為使米飯飽滿香滑，請讓米飯保溫 10 分鐘後，才打開鍋蓋。  
For best results, it is recommended to let the rice keep warm for about 10 minutes before opening the lid for serving.
8. 煮粥煮湯時要注意水位設定，不能超越最高水位限度，否則會對此鍋造成破壞。  
Do not add water more than the suggested max level. It will damage the Cooker.

## 規格 SPECIFICATIONS

型號 MODEL	電壓 VOLTAGE	瓦特數 POWER	容量 CAPACITY
KWBSC10-II	120V~ / 60Hz	500W	1.0L
KWBSC18-II	120V~ / 60Hz	700W	1.8L

## 清洗與保養 CARE and CLEANING

清洗前切斷電源並讓電飯鍋完全冷卻。

BEFORE you start cleaning your rice cooker, ensure that the power supply is turn OFF. WAIT until the appliance is at room temperature before start cleaning.

1. 內鍋、飯勺、湯勺 和上蓋可用清潔劑洗淨後，以清水沖洗，然後用乾軟布擦乾。

The inner pot, rice scoop, soup ladle and lid can be cleaned with mild soapy water, rinse with clean water and then wipe dry with a soft clean cloth.

2. 每次使用後，用乾淨濕布將電飯鍋外面擦乾淨。

Please clean the exterior surface of the rice cooker with a clean damp cloth after every cooking.

3. 清除粘附在電熱盤上的飯粒或其他雜物，以確保內鍋和電熱盤全面接觸。

Remove any rice or residue on the heating area to ensure the inner pot is properly in contact with the center thermostat.

## 產品保固卡

### 保固範圍:

顧客須向指定維修中心檢具相關購買證明與購買日期。

- 外鍋: 自購買日起 1 年內, 正常使用下故障, 均享有「人工」與「零件」免費維修服務。
- 內鍋: 於一般正常使用下, 原廠保固三年。

### 限制條款:

- 保固僅適用於美國、加拿大之指定通路售出之產品。
- 保固適用於一般材料及技術方面的缺失引起的故障, 並不包括正常磨損和撕裂造成的表面損壞。
- 保固範圍不包括不當安裝、拆解、自行變更零件所造成的損壞, 或經非授權所屬服務中心之技術人員維修及拆解。
- 保固範圍不包括意外、人為破壞、誤用、濫用、不當保養和商業用途引致的損害賠償。也不包括非可歸責於產品材料製造瑕疵的損害, 例如: 電源問題、運輸碰撞及使用後產生的污漬或表面刮傷等。
- 保固範圍不包括運送產品至維修中心之運費。

## LIMITED WARRANTY

### Coverage:

Verification of the purchase with date is required for obtaining repair service by sending or carrying in your product to our authorized agency.

This warranty covers failures due to defects in material and workmanship.

Outer Shell: This warranty covers the repair service cost of labor and parts within one (1) year from the date of purchase.

Inner Pot: Three (3) year limited warranty on product under normal use only.

### Limits and Exclusions:

This Limited Warranty is only applicable the product purchased in the United States of America or Canada by authorized retailers.

This Limited Warranty does not cover:

- Ordinary wear and tear or cosmetic damages.
- Damage or defects caused by, or resulting from, repairs, conversion or alterations to the Product or any of its parts and accessories which have been performed by service centers or repairmen not authorized by the USA and Canada Service Agency listed below.
- Damage or defects caused by negligence, improper use & maintenance, commercial use, accident, abuse, misuse, damages in transit, power interruptions, power surges, floods, natural disasters, or force majeure.
- Freight or delivery fees for sending product to and from service agency.



維修中心 Service Agency:

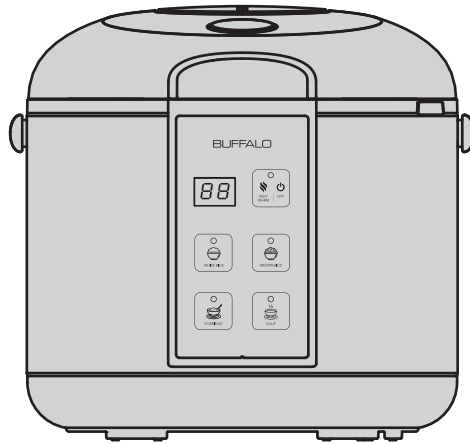
美國 太平洋廚藝生活  
USA Pacific Kitchen Life

免費服務專線 Toll free 1-888-833-8833  
390 Kansas Street, San Francisco, CA 94103  
1-415-896-2888 [www.buffalocookware.com](http://www.buffalocookware.com)

加拿大 屋之內家品中心  
Canada Yanonaka Houseware Ltd.

服務專線 1-416-754-3474  
3419 Kennedy Road, Scarborough, Ontario,  
Canada M1V 4Y3

牛頭鋼安康飯鍋 - 經典型  
Buffalo Clad Classic Rice Cooker



**USA East Coast Distributor**  
**Pacific Hoods, Inc.**  
4012 8th Ave.,  
Brooklyn, NY 11232  
T: 1-718-633-3688  
pacifichoods.com

**Canada Distributor**  
**Yanonaka Houseware Ltd.**  
3419 Kennedy Road  
Scarborough, Ontario  
M1V 4Y3  
T: 1-416-754-3474

**THIS APPLIANCE IS STRICTLY FOR HOUSEHOLD USE ONLY**