

Pacific Kitchen +



www.pacifichoods.com



Download the Pacific Kitchen + app.

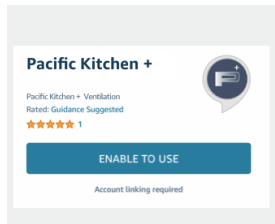
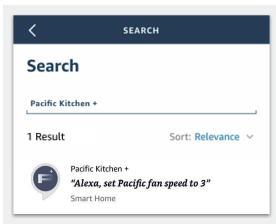
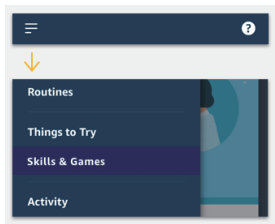


NOTE: The Pacific Kitchen+ app is available on iOS devices using iOS 11.0 or later or Android devices using Android version 8 or later.

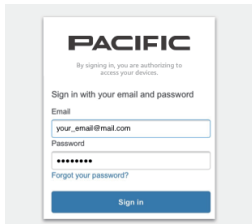


Amazon Alexa

- (1) Find Skill & Games in the ☰ menu of Alexa App.
- (2) Find "Pacific Kitchen +" in search bar.
- (3) Click "ENABLE TO USE".



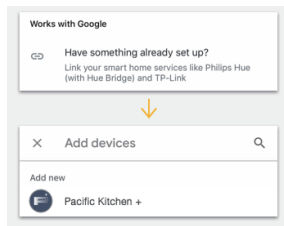
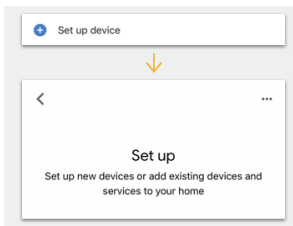
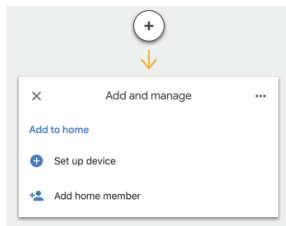
- (4) Login with Pacific Kitchen + account.
- (5) Close the window to continue.



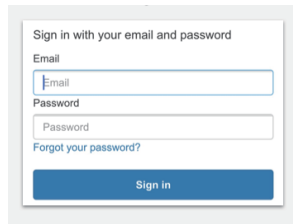
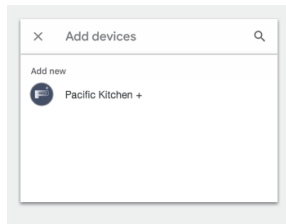
NOTE: Amazon Alexa support the voice commands in English only.



- (1) In the Google Home App, click the ⊕ button and go to the “Add and manage” screen.
- (2) Click “Set up device” to go to “Set up” screen.
- (3) Click “Have something already set up” to go to “Add devices” screen.



- (4) Find “Pacific Kitchen +” in search bar and click “Pacific Kitchen +” from the list.
- (5) Login with Pacific Kitchen + App account.
- (6) Close the window to continue.



NOTE: Google Home support the voice commands in both English and Chinese.



下載太平洋廚藝生活app。

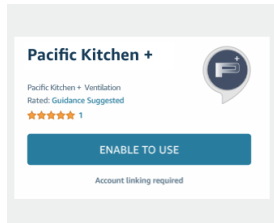
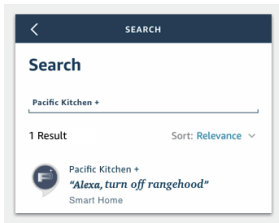
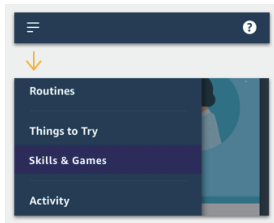


注意: 太平洋廚藝生活app適用於 iOS 11.0以上或Android 8以上。

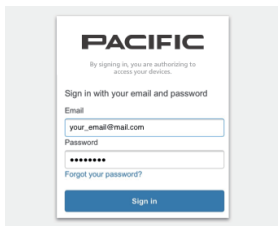


Amazon Alexa

- (1) 在 Alexa 頁面中，點擊 "☰" 選取 "Find Skill & Games"。
- (2) 在搜索欄中找到 "Pacific Kitchen +"，然後從列表中點擊 "Pacific Kitchen +"。
- (3) 點擊 "ENABLE TO USE"。



- (4) 使用太平洋廚藝生活app 帳號登錄。
- (5) 關閉視窗以繼續使用。



注意：Amazon Alexa 只支援英文指令。

(1) 在Google Home中，點擊"**+**"按鈕並加轉到"新增及管理"界面。



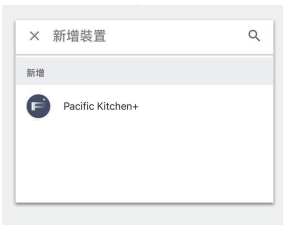
(2) 點擊"設定裝置"進入"設定"頁面。



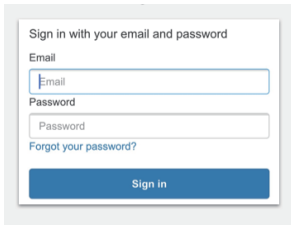
(3) 點擊"與Google 服務連結"以加轉到"新增裝置"頁面。



(4) 在搜索欄中找到 "Pacific Kitchen +". 然後從列表中點擊"Pacific Kitchen +".



(5) 使用太平洋廚藝生活app 帳號登錄。



(6) 關閉視窗以繼續使用。

注意：Google Home支援英文及中文指令。

Pacific Hoods | 4012 8th Ave., Brooklyn, NY 11232 | 718-633-3688