




# BALINEUM

## Mottled Tiles

Apr-23



Shape	Size (mm)	Tiles/Sqm Linear M	Price/Tile		Price/Sqm		
			Retail		Retail		
			Ex VAT	Inc VAT	Ex VAT	Inc VAT	
	Mottled Square 100 (S23)	100 x 100 x 9	100	<b>9.16</b>	10.99	<b>916.00</b>	1099.20
	Mottled Half Square 126 with 1 Rounded Long Edge (S1)	63 x 126 x 9	8	<b>7.13</b>	8.55	<b>57.00</b>	68.40
	Mottled Half Square 126 (S2)	63 x 126 x 9	126	<b>6.41</b>	7.69	<b>807.66</b>	969.19
	Mottled Square 126 (S9)	126 x 126 x 9	63	<b>11.46</b>	13.75	<b>721.87</b>	866.25
	Mottled Half Square 152 (S12)	152 x 76 x 9	86	<b>10.13</b>	12.15	<b>870.75</b>	1044.90
	Mottled Square 152 (S13)	152 x 152 x 9	43	<b>19.95</b>	23.94	<b>857.85</b>	1029.42
	Pencil Quadrant (S14)	9 x 9 x 126	1	<b>11.48</b>	13.78	<b>11.48</b>	13.78

All tiles are made-to-order. Leadtime 8-10 weeks depending on order size and complexity.

Made using the same bases and glazes as Hanley and Hanley Tube Line, so these collections can be mixed.

All colourways are the same price. Priced by size.