

MONOTUB KIT QUICK START

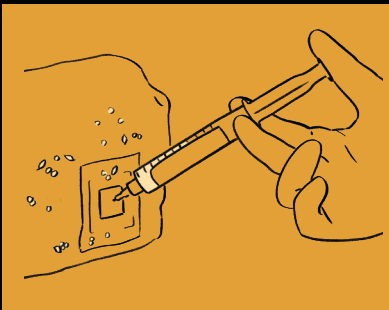


* This is NOT a substitution for the full instructions! Refer to 'The Complete Monotub Tek' before you begin.


- 1.** Contamination is everywhere! sanitize your workspace, sterile grain bag, gloves, etc.!



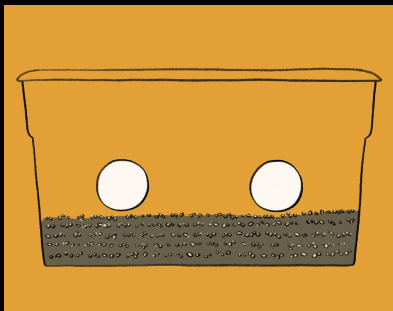
- 2.** Inject your sterile grain bag with a spore syringe or liquid culture.



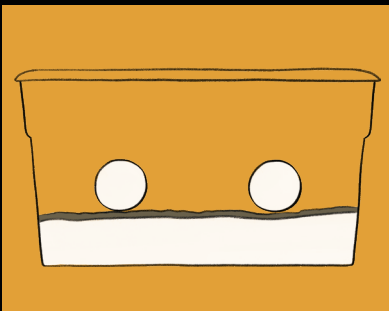
- 3.** Once your grain is colonized you are ready to make your monotub. Sanitize everything!



- 4.** Layer Wood Lovr or Boomr Bag with colonized grain and wait for your monotub to colonize.



- 5.** Once fully colonized, case your substrate with a thin layer of coco coir.



- 6.** Wait for fruiting!

