
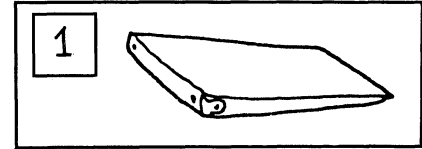
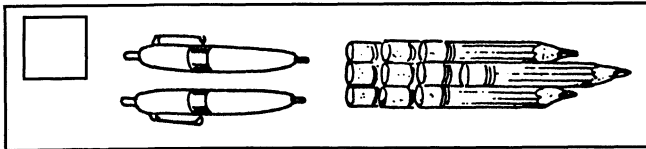
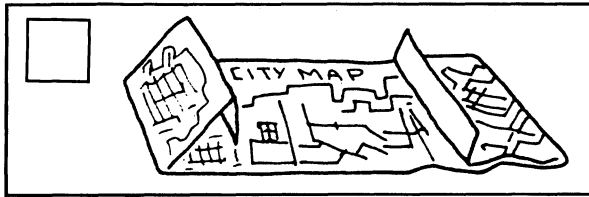



PART TWO / LISTENING

• Conversations about Things




A. Listen and write the numbers 1-4.



B. Listen and write the numbers.

1	2	3	5	8	12
---	---	---	---	---	----



1.

___	red pens
___	black pens
___	pencils

2.

___	thick red notebook
___	thin blue notebooks
___	small white notebooks

**C.****Listen and circle the words.**

1

A notebook, map, please.

O.K. A big map?
A small map?

A big small map.

A map card? book?

Yes, No, thank you.

2

A box for the pens? cards?

Yes, No, please.

And a bag, box, too?

Oh, yes. O.K. Thank you.

TAPESCRIPT

Chapter 1 / Things

PART TWO / LISTENING: CONVERSATIONS ABOUT THINGS

■ p. 10, Exercise A.

Conversation 1

Customer: A notebook, please.

Clerk: One notebook?

Customer: Yes, please.

Clerk: Thick? Thin? Red? Blue?

Conversation 2

Customer: Hello. Two pens, please.

Clerk: Excuse me? How many?

Customer: Two. Two red pens, please. And ten pencils.

Conversation 3

Customer: A map, please.

Clerk: A big map? A small map? What?

Conversation 4

Clerk: A box for the cards?

Customer: Sorry, what?

Clerk: A box for the cards?

Customer: Oh, yes. Thank you.

Clerk: Here. And a bag, too.

■ p. 10, Exercise B

Conversation 1

Customer: Hello. Two pens, please.

Clerk: Excuse me? How many?

Customer: Two. Two red pens, please. And five black pens.

Clerk: O.K. Pens.

Customer: Yes, and pencils, too.

Clerk: Ten pencils?

Customer: No, twelve pencils. Two red pens, five black pens, and twelve pencils.

Conversation 2

Customer: Hi. A notebook, please.

Clerk: One notebook?

Customer: Yes, please.

Clerk: Thick? Thin? Red? Blue?

Customer: Oh, uh... One thick red notebook. Three thin blue notebooks—three. And eight...yes, eight small white notebooks.

Clerk: All right. One and three and eight. O.K.?

■ p. 11, Exercise C

Conversation 1

Customer: A map, please.

Clerk: O.K. A big map? A small map?

Customer: A big map.

Clerk: A map book?

Customer: No, thank you.

Conversation 2

Clerk: A box for the cards?

Customer: Yes, please.

Clerk: And a bag, too?

Customer: Oh, yes. Thank you.

PART THREE / GRAMMAR IN CONVERSATION

■ p. 12, Exercise A

Conversation 1

a: Six pencils, please.

b: How many?

a: Six. No, sorry. Eight pencils.

b: All right.

Conversation 2

a: Two maps.

b: O.K. Big? Small?

a: Two small maps.

Conversation 3

b: A bag?

a: Excuse me?

b: A big bag?

a: Oh. Yes, please. Thank you.

■ p. 13, Exercise C

a: A box of pencils, please.

b: Sure. And class cards, too?

a: Yes, please.

b: On the table.

Part Three
practices the
same structures
and vocabulary.

Chapter 2 / Information

PART TWO / LISTENING: NAMES, ADDRESSES, AND TELEPHONE NUMBERS

■ p. 22, Exercise A

Conversation 1

Brother: Your class card for English?

Sister: Right. Hmm... Print my last name first.

Brother: Yes? And then?