

## Introduction

### **COMPETENCIES:**

- Using the letters of the alphabet
- Meeting people
- Using greetings and expressions for departures
- Recognizing first and last names
- Spelling names aloud
- Printing and signing names

**Names**

**First Name**

**Last Name**

**First Name**

**Last Name**

Ron  
Ann

Smith  
Taft-Hunt

Su-Yan  
Rosa

Wong  
Gonzalez

last name = family name

**A. Have conversations.**



**The Letters of the Alphabet**

A B C D E F G H I J K L M N O P Q R S T U V W X Y Z


**B. Look and write the letters.**

A			D			G
		J			M	
	P			S		
V			Y			



## E. Use printing and handwriting for your names.

1. \_\_\_\_\_ , \_\_\_\_\_ SIGNATURE  
LAST , FIRST
2. \_\_\_\_\_ , \_\_\_\_\_ SIGNATURE  
LAST , FIRST
3. \_\_\_\_\_ , \_\_\_\_\_ SIGNATURE  
LAST , FIRST
4. \_\_\_\_\_ , \_\_\_\_\_ SIGNATURE  
LAST , FIRST
5. \_\_\_\_\_ , \_\_\_\_\_ SIGNATURE  
LAST , FIRST
6. \_\_\_\_\_ , \_\_\_\_\_ SIGNATURE  
LAST , FIRST
7. \_\_\_\_\_ , \_\_\_\_\_ SIGNATURE  
LAST , FIRST
8. \_\_\_\_\_ , \_\_\_\_\_ SIGNATURE  
LAST , FIRST



## \*F. Have conversations and write names.


**\*G.** Have conversations.





CHAPTER

# 1

## Things

**COMPETENCIES:**





- Naming and describing things
- Using numbers 1-12
- Understanding conversations about things
- Making and answering requests for things
- Expressing lack of understanding
- Using polite expressions
- Reading lists of things, times on a clock, and signs

**GRAMMAR FOCUS:**

- Singular and plural nouns
- Adjectives before nouns
- Prepositions



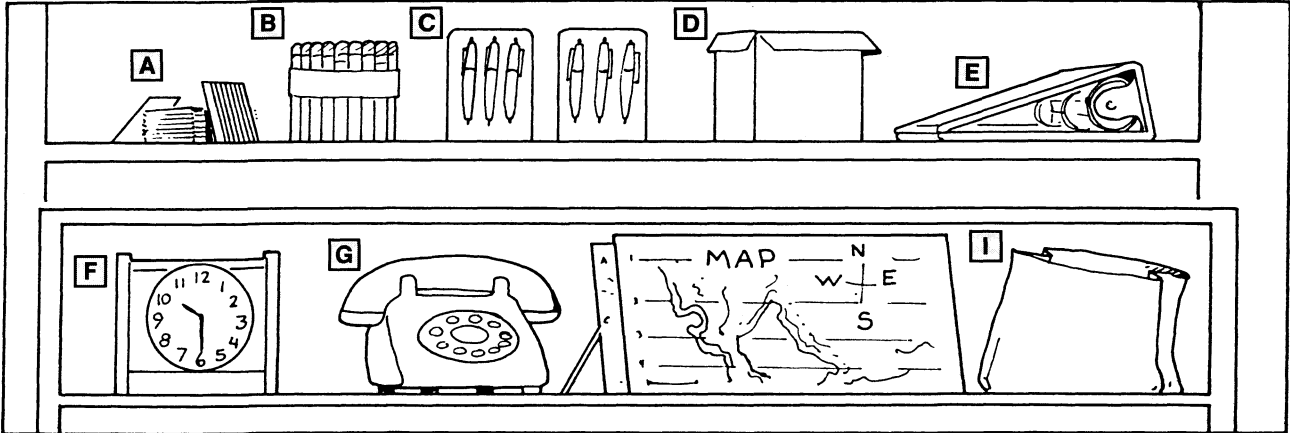
A notebook, please.



# PART ONE / VOCABULARY

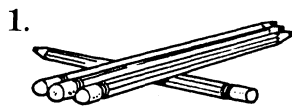
- Things • Numbers 1-12

## A. Look and write the letters A-I.



- |                     |                |              |
|---------------------|----------------|--------------|
| 1. <u>F</u> a clock | 4. ___ a box   | 7. ___ pens  |
| 2. ___ a telephone  | 5. ___ a bag   | 8. ___ maps  |
| 3. ___ a notebook   | 6. ___ pencils | 9. ___ cards |

## B. Circle the words.



short | pencils  
 long



a | black | pen  
 white




thin | notebooks  
 thick



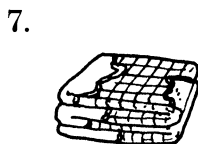
white | cards  
 blue



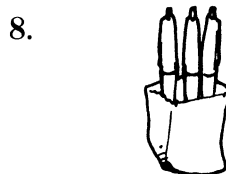
long | books  
 short




a | small | clock  
 big



a | black | map  
 thick

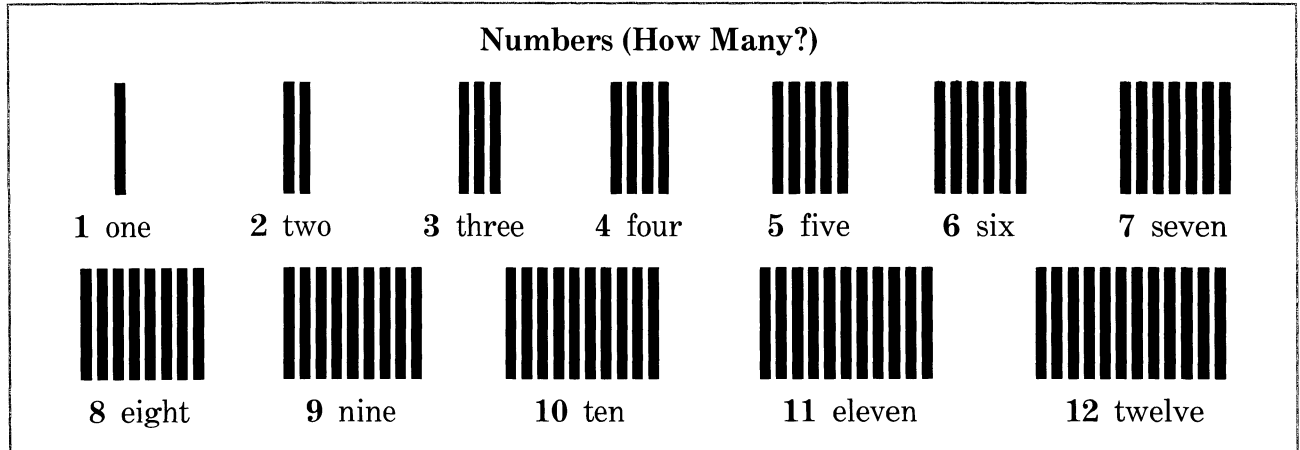


pens in a | small | bag  
 big

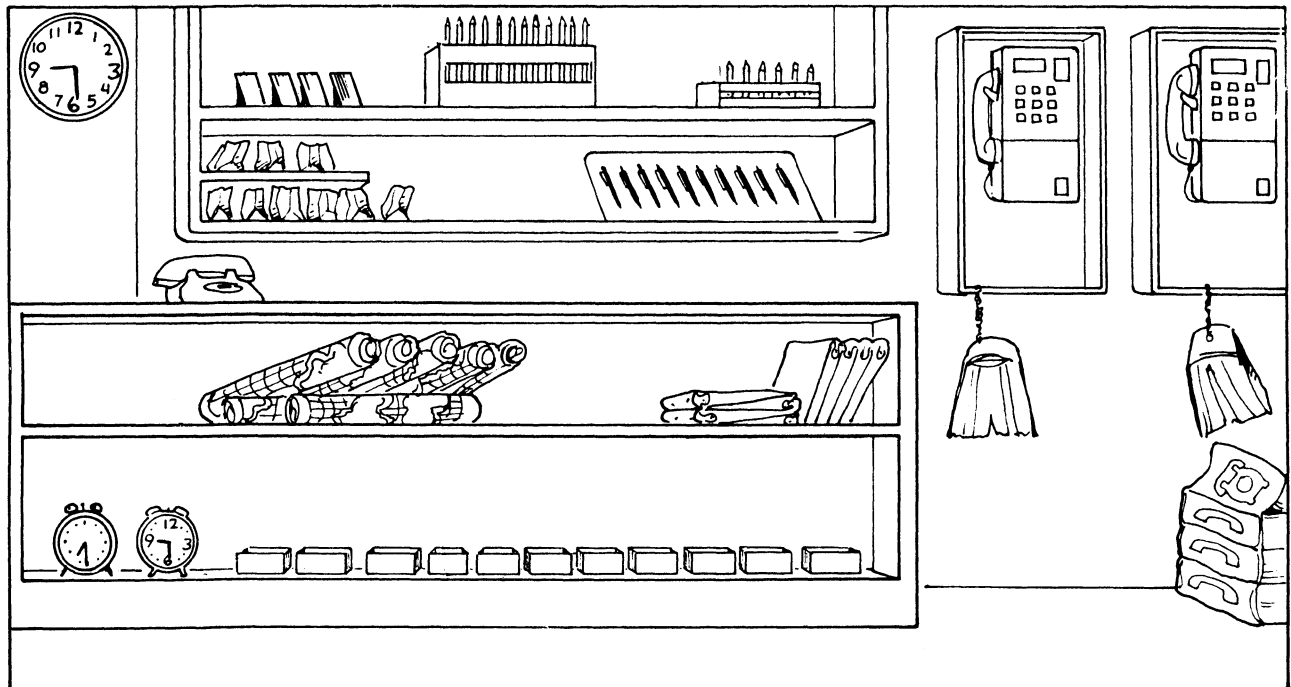


a | thin | box of books  
 big






**C.** Look and write the numbers.



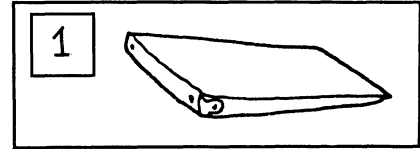
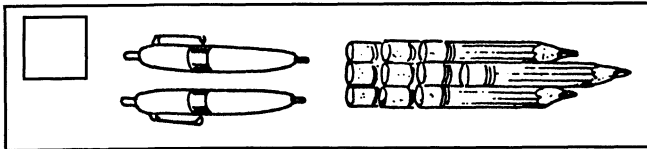
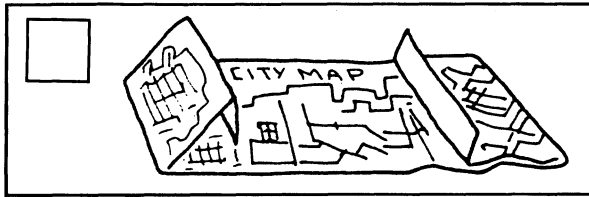

- |                          |                                 |
|--------------------------|---------------------------------|
| 1. <u>7</u> maps         | 7. _____ black pens             |
| 2. _____ boxes           | 8. _____ thin notebooks         |
| 3. _____ bags            | 9. _____ big clock              |
| 4. _____ telephones      | 10. _____ small clocks          |
| 5. _____ telephone books | 11. _____ short pencils         |
| 6. _____ white cards     | 12. _____ long pencils in a box |

# PART TWO / LISTENING

• Conversations about Things




**A.** Listen and write the numbers 1-4.



**B.** Listen and write the numbers.

1	2	3	5	8	12
---	---	---	---	---	----



- 1.
- \_\_\_ red pens
  - \_\_\_ black pens
  - \_\_\_ pencils

- 2.
- \_\_\_ thick red notebook
  - \_\_\_ thin blue notebooks
  - \_\_\_ small white notebooks



**C.** Listen and circle the words.

1

A notebook, map, please.

O.K. A big map?  
A small map?

A big small map.

A map card? book?

Yes, No, thank you.

2

A box for the pens? cards?

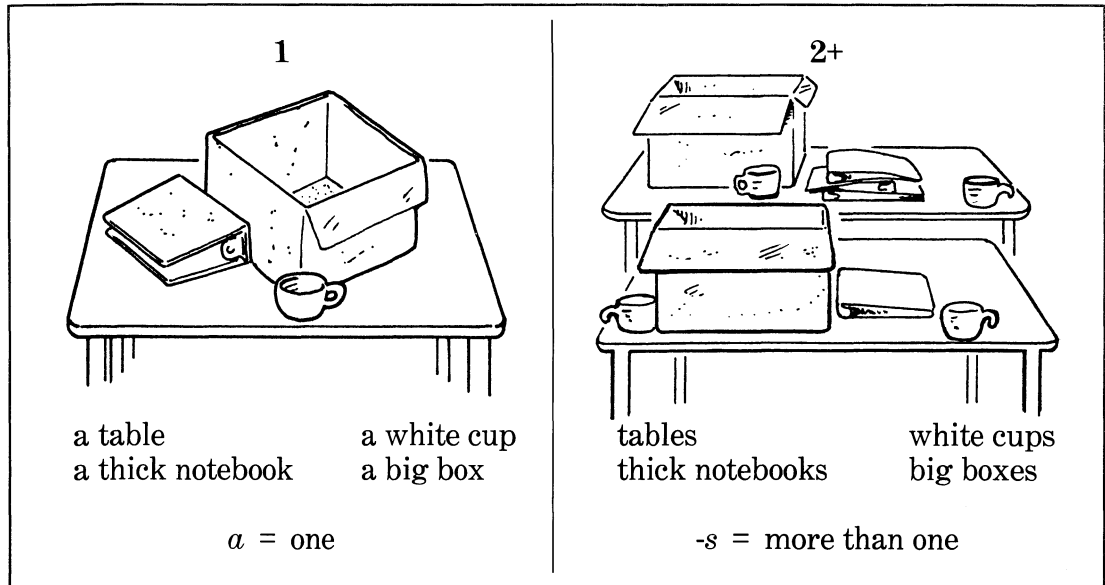
Yes, No, please.

And a bag, box, too?

Oh, yes. O.K. Thank you.

## PART THREE / GRAMMAR IN CONVERSATION

- Singular and Plural Nouns • Adjectives before Nouns • Prepositions
- Requests for Things • Lack of Understanding • Polite Expressions



### A. Listen and talk.













- |   |  |
|---|--|
| <p>1. a: <u>Six pencils</u>, please.</p> <p>b: How many?</p> <p>a: <u>Six</u>. No, sorry.</p> <p><u>Eight pencils</u>.</p> <p>b: <u>All right</u>.</p> <p>2. a: Two <u>maps</u>.</p> <p>b: <u>O.K. Big? Small?</u></p> <p>a: Two <u>small maps</u>.</p> <p>3. b: A <u>bag?</u></p> <p>a: <u>Excuse me?</u></p> <p>b: A big <u>bag?</u></p> <p>a: Oh. <u>Yes, please</u>.</p> <p><u>Thank you</u>.</p> | <p>Nine pens</p> <p>Nine.</p> <p>Twelve pens.</p> <p>Sure.</p> <p>notebooks</p> <p>Oh. White? Blue?</p> <p>blue notebooks</p> <p>box</p> <p>Sorry, what?</p> <p>box</p> <p>All right.</p> <p>Thanks.</p> |
|---|--|















# PART FOUR / READING AND WRITING

## • Times on a Clock • Signs


**Times on a Clock**

			
1:00 one o'clock	2:00 two o'clock	3:00 three o'clock	4:00 four o'clock
			
5:00 five o'clock	6:00 six o'clock	7:00 seven o'clock	8:00 eight o'clock
			
9:00 nine o'clock	10:00 ten o'clock	11:00 eleven o'clock	12:00 twelve o'clock

### A. Write the numbers 1-12.

			
1. <u>4</u> :00	4. <u>   </u> :00	7. <u>   </u> :00	10. <u>   </u> :00
			
2. <u>   </u> :00	5. <u>   </u> :00	8. <u>   </u> :00	11. <u>   </u> :00
			
3. <u>   </u> :00	6. <u>   </u> :00	9. <u>   </u> :00	12. <u>   </u> :00

**B.** Look and write the letters A-G.



1. B MEN'S RESTROOM

5. \_\_\_\_\_ FOOD

2. \_\_\_\_\_ WOMEN'S RESTROOM

6. \_\_\_\_\_ MAIN STREET

3. \_\_\_\_\_ TELEPHONE

7. \_\_\_\_\_ BOOKSTORE

4. \_\_\_\_\_ GAS