

Digital Products from GE Designs


To access your Digital Product

1. Sign in to your GE Designs Account
 - a. On a mobile device, the Sign in tab is under the Menu
 - b. On a computer, the Sign In tab is in the upper right on the main page
2. Tap **My Downloadable Files**
3. Tap the PDF of your choice

** Please be aware, each time you open your digital product from GE Designs, be it a pattern or E-Book, you are downloading it to your device. Each digital product may be downloaded 8 times. We suggest you locate the Downloads file on your device as you should see your GE Designs products there.*


Finding your Digital product on a PC Computer

By default, your computer will place downloaded files in a specific folder, known as the Downloads folder. If you're having trouble finding a file you downloaded from the GE Designs this is the first place you should look.


1. Open **File Explorer** 
2. Select **Downloads** from the Menu on the left
3. A list of your recently downloaded files will appear.

Downloading new your Digital product on a iPad

For new PDF patterns and E-books from an email:

1. Open the relevant email
2. Tap the **Attachment icon**. This will open the document.
3. Tap **Options** in the top right of the screen. 
4. Choose where to send the file, we suggest **Copy to iBooks** for PDFs, if you choose **Save to Files**, you must choose to save to your iCloud Drive or directly to the iPad, then tap **Add**.

For new patterns and E-books from your GE Designs Account:

1. Open the PDF pattern of your choice
2. Tap the **Options** icon. 
3. Choose where to send the file, we suggest **Copy to iBooks** for PDFs, if you choose **Save to Files**, you must choose to save to your iCloud Drive or directly to the iPad, then tap **Add**.

How to Find existing PDF Downloads on Your iPad

If you tapped **Copy to iBooks**, PDF files are sent or copied to iBooks so you can easily browse the files as you would a book or manual.

1. Open your **iBooks** app
2. If you don't immediately see the document, go to **Library**
3. Select and tap **PDFs**

For additional help go to <https://www.computerhope.com/issues/ch001533.htm>.