



Rochester Findings



--	--



--	--



--	--



--	--



--



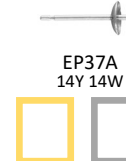
--



--	--



--



--	--



--	--



MM	14W	14Y
3.0		
3.5		
4.0		
5.0		
5.5		
6.0		
6.5		
7.0		
7.5		



MM	14W
3.0	
3.5	
4.0	
5.0	
5.5	
6.0	
6.5	
7.0	



--	--	--



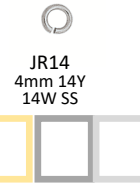
--	--	--



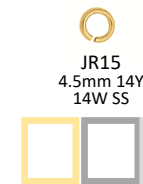
--	--	--



--	--



--	--	--




--	--	--



--	--



--	--



X-Easy		
Easy		
Medium		
Hard		



CT	14W	PLAT
.25		
.38		
.50		
.62		
.75		
1.00		
1.25		
1.50		
2.00		



CT	14W	PLAT
.25		
.38		
.50		
.62		
.75		
1.00		
1.25		
1.50		
2.00		



CT	14W
.25	
.38	
.50	
.62	
.75	
1.00	
1.25	
1.50	
2.00	



CT	14W	PLAT
.25		
.38		
.50		
.62		
.75		
1.00		
1.25		
1.50		
2.00		



MM	14W
4.0	
4.5	
5.0	
5.5	
.6.0	
6.5	
7.0	
7.5	
8.0	



MM	14W
3.0	
3.5	
4.0	
4.5	
5.0	
5.5	
.6.0	



CT	14W
.25	
.38	
.50	
.62	
.75	
1.00	
1.25	



MM	14W
5.0	
5.5	
.6.0	



--	--



--	--



--	--



--	--